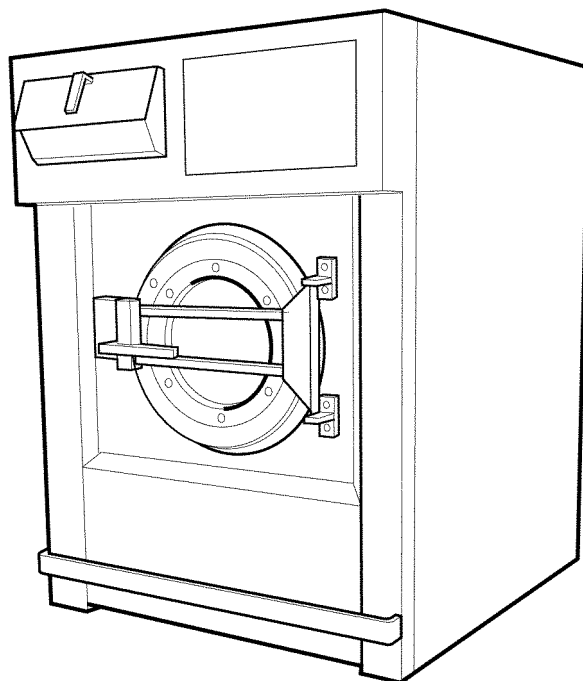


**WASCOMAT**

Spare Parts Catalogue  
Catalogue de pièces de rechange

---



EX-100, EX-100 HI-TEK

---



## List of issues

Group  
Groupe  
**US61**

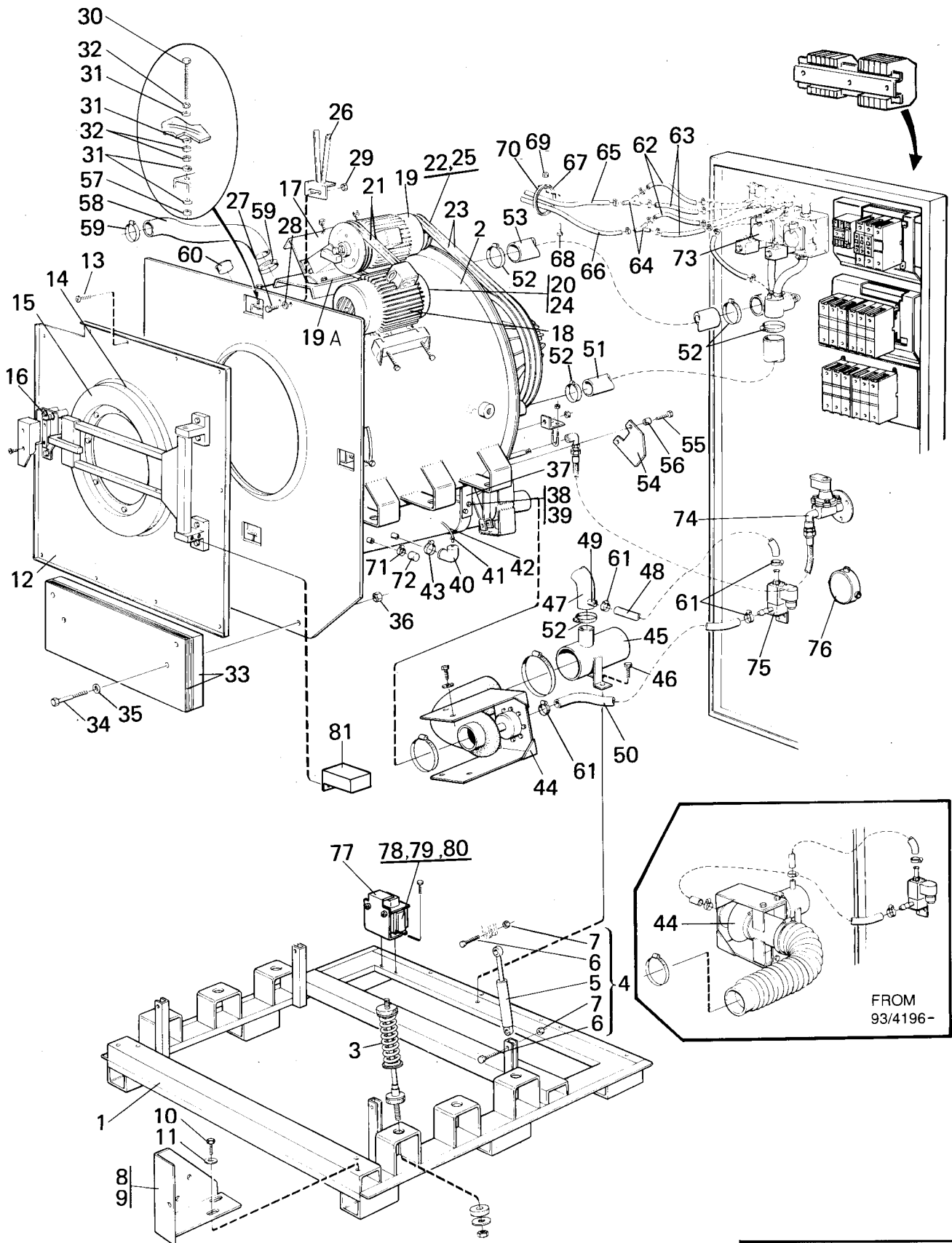
### EX-100,EX-100 HI-TEK

Illustration	Page	Table of contents
100044	107	Inlet valve 3/4", single
100045	109	Inlet valve 3/4", 2-way
100046	111	Inlet valve 3/4", 3-way
100245	55	Control unit
100335	7	Main exploded view
100336	13	Outer drum
100337	15	Outer drum
100338	17	Outer drum
100339	21	Suspension
100340	23	Motor bracket
100341	25	Back panel with inlet valve
100342	29	Back panel with inlet valve
100343	33	Door
100344	35	Door lock
100345	37	Steam components
100346	39	Control unit
100347	45	Control unit
100348	59	Control box
100349	63	Detergent control
100357	65	Detergent control
100358	69	Drain valve
100359	73	Shipping security bar
100360	75	Indirect steam heating unit
100361	79	Indirect electric heating
100362	81	Indirect electric heating
100363	91	Pressure amplifier
100364	93	Connections components, steam
100366	95	Connection components, electric
100479	11	Kick-plate, side panel and top panel
100563	105	Drain valve
100568	113	Inlet valve 1/2", 3/4", 1", 1 1/4", 2"
100588	117	Wash motor
100589	119	Centrifugal motor with clutch
100589	121	Centrifugal motor with clutch
100603	123	Reversing switch
100605	125	Card programmer
100611	127	Pump
100614	89	Indirect gas heating
100615	97	Connection components, gas
100628	129	Door lock
100680	61	Control box
100806	115	Control valve
101111	71	Drain valve
101167	99	Liquid detergent
101382	31	Rear panel with inlet valves
101392	85	Indirect electric heating
101393	101	Door switch
101394	51	Control unit
101395	103	Terminal connection



## EX-100,EX-100 HI-TEK

Table of contents	Table des matières	Page/Page
Main exploded view	Vue éclatée principale	7
Kick-plate, side panel and top panel	Plaques antifeux, latérale et supérieure	11
Outer drum	Tambour extérieur	13
Outer drum	Tambour extérieur	15
Outer drum	Tambour extérieur	17
Suspension	Pied à ressorts	21
Motor bracket	Fixations moteur	23
Back panel with inlet valve	Tôle arrière avec élément admission	25
Back panel with inlet valve	Plaque arrière avec admission	29
Rear panel with inlet valves	Plaque arrière avec admission	31
Door	Plaque	33
Door lock	Serrure de porte	35
Steam components	Composants	37
Control unit	Unité de commande	39
Control unit	Unité de commande	45
Control unit	Unité de commande	51
Control unit	Unité de commande	55
Control box	Boîtier de contrôle	59
Control box	Boîtier de contrôle	61
Detergent control	Contrôle machine à laver	63
Detergent control	Contrôle machine à laver	65
Drain valve	Purgeur	69
Drain valve	Purgeur	71
Shipping security bar	Sécurité transport	73
Indirect steam heating unit	Chauffage indirect	75
Indirect electric heating	Chauffage électrique indirect	79
Indirect electric heating	Chauffage électrique indirect	81
Indirect electric heating	Chauffage électrique indirect	85
Indirect gas heating	Chauffage gaz indirect	89
Pressure amplifier	Pompe refoulante auxiliaire	91
Connections components, steam	Composants connexion, vapeur	93
Connection components, electric	Composants connexion, électrique	95
Connection components, gas	Composants connexion, gaz	97
Liquid detergent	Produit de lavage liquide	99
Door switch	Commutateur de porte	101
Terminal connection	Réglette de connexion	103
Drain valve	Purgeur	105
Inlet valve 3/4", single	Soupape de admission 3/4", simple	107
Inlet valve 3/4", 2-way	Soupape de admission 3/4", 2 voies	109
Inlet valve 3/4", 3-way	Soupape de admission 3/4", 3 voies	111
Inlet valve 1/2", 3/4", 1", 1 1/4", 2"	Soupape de admission 1/2", 3/4", 1", 1 1/4", 2"	113
Control valve	Soupape	115
Wash motor	Moteur de lavage	117
Centrifugal motor with clutch	Connexion avec moteur	119
Centrifugal motor with clutch	Connexion avec moteur	121
Reversing switch	Inverseur	123
Card programmer	Programmateurs cartes	125
Pump	Pompe	127
Door lock	Serrure de porte	129



100335

Issue	Month	Year
04	01	96

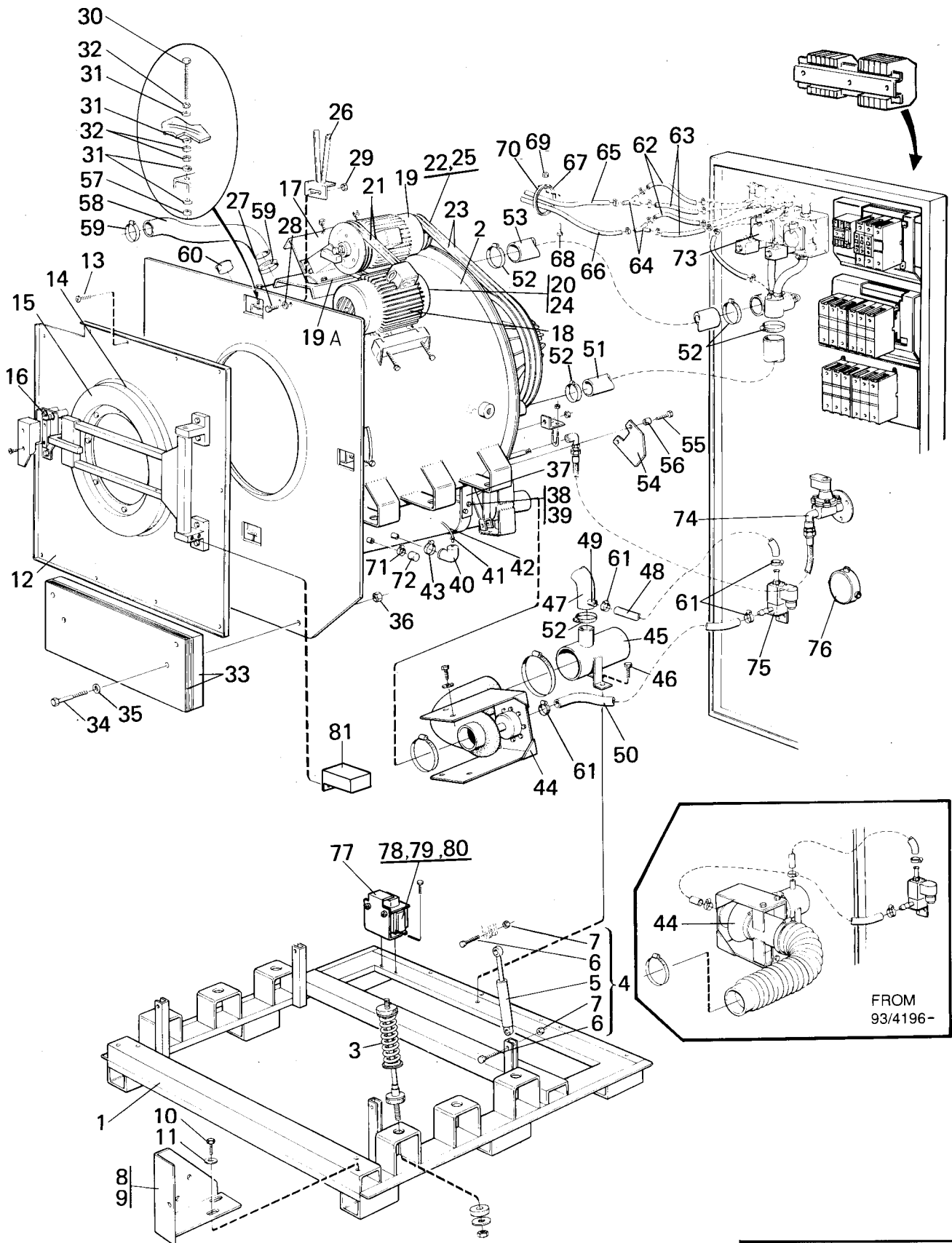
**EX-100,EX-100 HI-TEK**

**Main exploded view**

**Vue éclatée principale**

Illustration Issue Month Year  
Schéma Issue Month Year  
**100335 8 9 1997**

Item Article	Qua Qua	Art.No Réf. article	Description	Description	Info Info	Notes Remarques
<b>1</b>	1	<b>471 2417-01</b>	Bottom frame	Cadre d'assise	3	
<b>2</b>	1		Outer drum	Extérieur du tambour		See illustr. 100336, 100338
<b>3</b>	6		Spring strut	Pied à ressorts		See illustr. 100339
<b>4</b>	1	<b>471 6750-73</b>	Shock absorber	Amortisseur	1,2	REPLACEMENT KIT
<b>5</b>	4	<b>471 9043-21</b>	•Shock absorber	•Amortisseur		
<b>6</b>	8	<b>725 2501-51</b>	•Screw	•Vis		M10X50
<b>7</b>	8	<b>732 2120-01</b>	•Locking nut	•Contre-écrou		M10
<b>8</b>	1	<b>471 2418-73</b>	Bracket	Pupitre	3	Right
<b>9</b>	1	<b>471 2418-78</b>	Bracket	Pupitre	3	Left
<b>10</b>	4	<b>725 2534-51</b>	Screw	Vis	3	M12X25
<b>11</b>	4	<b>471 9073-59</b>	Washer	Rondelle	3	TBRSB 13X36
<b>12</b>	1	<b>471 2425-35</b>	Front panel	Panneau avant	3	Stainless
<b>13</b>	RQ	<b>724 1364-42</b>	Screw	Vis	3	M6X10
<b>14</b>	1	<b>471 2426-54</b>	Rubber strip	Joint caoutchouc	1	
<b>15</b>	1		Door	Plaque		See illustr. 100343
<b>16</b>	1		Door locking device	Serrure de porte		See group US8707 See illustr. 100344
<b>17</b>			Motor mounting	Montage du moteur		See illustr. 100340
<b>18</b>			Motor	Moteur		WASH See group US8212
<b>19</b>			Motor	Moteur		CENTRIFUG See group US8213
<b>19A</b>	1	<b>438 4849-01</b>	Spacer	Entretoise	3	
<b>20</b>	1	<b>471 2436-74</b>	Pulley	Poulie	1,2	500G
	1	<b>438 4834-01</b>	Pulley	Poulie	1	325G
<b>21</b>	4	<b>471 7701-55</b>	V-belt	Courroie trapézoïdale	1,2	WASHMOTOR,500G,SET
	4	<b>471 9006-62</b>	V-belt	Courroie trapézoïdale	1,2	WASH MOTOR,325G,SET
<b>22</b>	1	<b>471 2434-19</b>	Pulley	Poulie	1,2	50Hz 500G
	1	<b>471 2434-17</b>	Pulley	Poulie	1,2	60Hz 500G
	1	<b>438 4833-01</b>	Pulley	Poulie	1	60Hz
	1	<b>438 4833-02</b>	Pulley	Poulie	1	50Hz
<b>23</b>	1	<b>471 7702-51</b>	V-belt	Courroie trapézoïdale	1,2	EXTRACTOR MOTOR,SET
<b>24</b>	1	<b>728 8362-01</b>	Screw	Vis	3	SK6SS 6X8
<b>25</b>	1	<b>728 8580-01</b>	Screw	Vis	3	SK6SS 12X16
<b>26</b>	1	<b>471 4331-01</b>	Stop	Butoir	3	
<b>27</b>	2	<b>725 2370-51</b>	Screw	Vis	3	M6X20
<b>28</b>	2	<b>471 9018-51</b>	Washer	Rondelle	3	
<b>29</b>	2	<b>732 2116-01</b>	Locking nut	Contre-écrou	3	M6
<b>30</b>	4	<b>725 2515-71</b>	Screw	Vis	3	M10X120
<b>31</b>	16	<b>471 9074-04</b>	Washer	Rondelle	3	10,5X28
<b>32</b>	12	<b>731 2320-01</b>	Nut	Écrou	3	M10
<b>33</b>	1	<b>471 2425-36</b>	Balance weight	Contrepoids	1	70MM
	5	<b>471 2431-46</b>	Balance weight	Contrepoids	1	5MM
<b>34</b>	RQ	<b>725 2648-57</b>	Screw	Vis	3	M16X150
<b>35</b>	RQ	<b>734 1186-01</b>	Washer	Rondelle	3	BRB 17X30
<b>36</b>	RQ	<b>471 8404-01</b>	Locking nut	Contre-écrou	3	M16
<b>37</b>	1	<b>471 2436-75</b>	Brace	Montant	3	
<b>38</b>	4	<b>725 2451-51</b>	Screw	Vis	3	M8X20
<b>39</b>	2	<b>732 2118-01</b>	Locking nut	Contre-écrou	3	M8
<b>40</b>	RQ	<b>471 2095-32</b>	Air chamber	Chambre à air	1,2	
<b>41</b>	RQ	<b>471 2401-52</b>	Nipple	Raccord	1,2	
<b>42</b>	1	<b>471 2425-28</b>	Hose	Flexible	1,2	
<b>43</b>	2	<b>736 2840-51</b>	Hose clamp	Attache flexible	3	Ø50-63
<b>44</b>	1	<b>471 2417-20</b>	Drain valve, complete	Soupape de vidange, complet		See illustr. 100358
<b>45</b>			Connection	Flexible caoutchouc		See illustr. 100358
<b>46</b>	2	<b>725 2534-51</b>	Screw	Vis	3	M12X25
<b>47</b>	1	<b>471 2418-20</b>	Hose	Flexible	1,2	
<b>48</b>	1	<b>471 2426-58</b>	Hose	Flexible	1,2	DRAIN
<b>49</b>	1	<b>471 2432-25</b>	Hose nipple	Mamelon de flexible	1,2	



100335

Issue	Month	Year
04	01	96



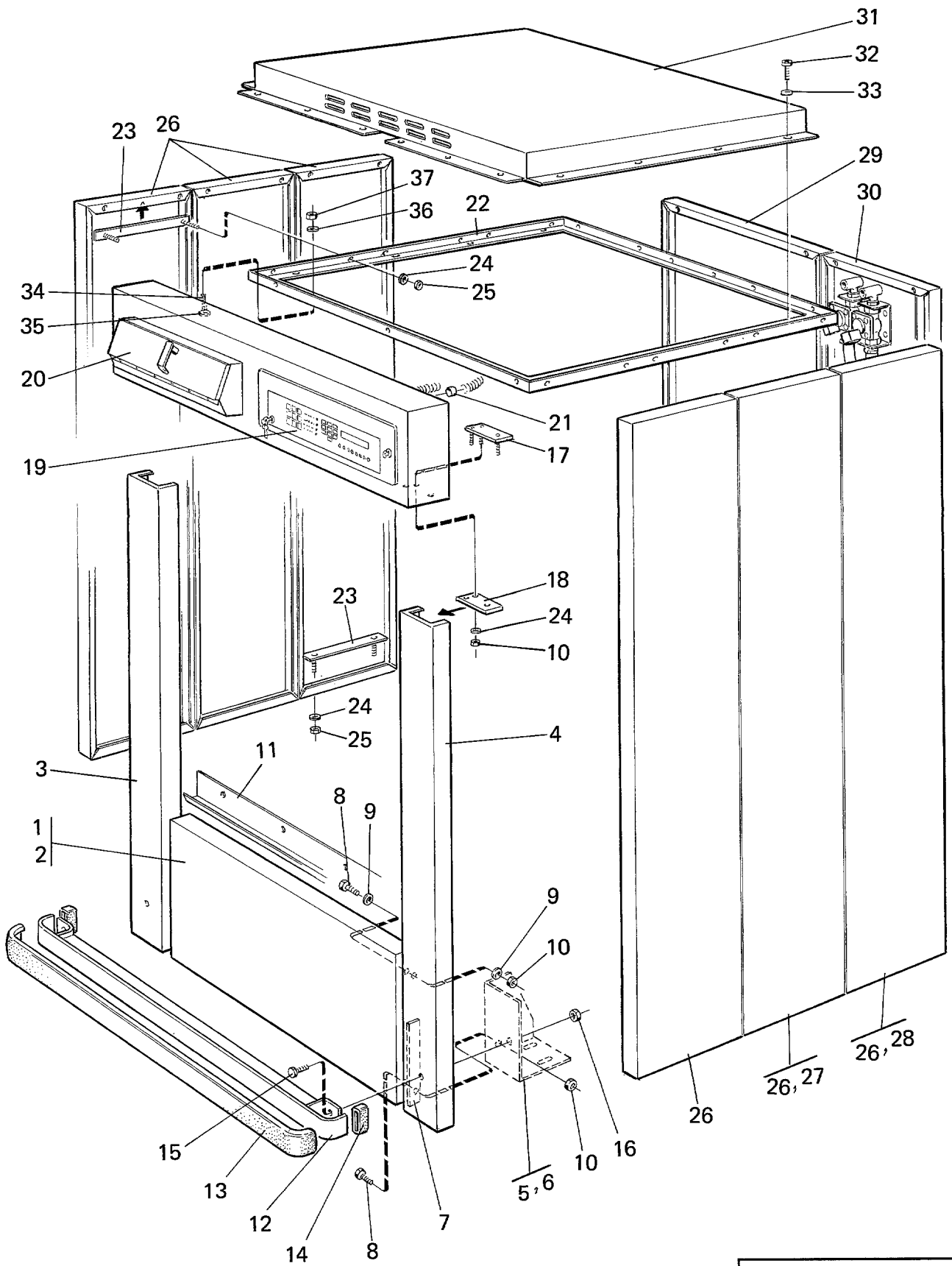
**EX-100,EX-100 HI-TEK**

**Main exploded view**

**Vue éclatée principale**

Illustration Issue Month Year  
Schéma Issue Month Year  
**100335 8 9 1997**

Item Article	Qua Qua	Art.No Réf. article	Description	Description	Info Info	Notes Remarques
<b>50</b>	1	<b>471 2426-57</b>	Hose	Flexible	1,2	STEERHOSES
<b>51</b>	1	<b>471 2418-17</b>	Hose	Flexible	1,2	INLET
<b>52</b>	6	<b>736 2849-51</b>	Hose clamp	Attache flexible	3	Ø77-93
<b>53</b>	1	<b>471 2418-18</b>	Hose	Flexible	1,2	VENTING
<b>54</b>	2	<b>471 2429-81</b>	Support frame	Panneau de fixation	3	
<b>55</b>	4	<b>725 2634-51</b>	Screw	Vis	3	M16X70
<b>56</b>	4	<b>472 6907-02</b>	Spacer	Entretoise	3	
<b>57</b>	4	<b>732 2120-01</b>	Locking nut	Contre-écrou	3	M10
<b>58</b>	1	<b>471 2418-19</b>	Hose	Flexible	1,2	See illustr. 100357
<b>59</b>	2	<b>736 2840-51</b>	Hose clamp	Attache flexible	3	Ø50-63
<b>60</b>	1	<b>471 9223-06</b>	Connector box	Bote de dérivation	3	
<b>61</b>	4	<b>736 2816-51</b>	Hose clamp	Attache flexible	3	Ø13-19
<b>62</b>	2	<b>471 2426-62</b>	Hose	Flexible	1,2	
<b>63</b>	2	<b>471 2426-61</b>	Hose	Flexible	1,2	
<b>64</b>	2	<b>471 2401-54</b>	Y-pipe	Collecteur	1,2	
<b>65</b>	1	<b>471 2426-60</b>	Hose	Flexible	1,2	
<b>66</b>	1	<b>471 2426-59</b>	Hose	Flexible	1,2	
<b>67</b>	20	<b>471 9004-75</b>	Bracket	Support de montage	1	
<b>68</b>	20	<b>724 1228-01</b>	Screw	Vis	3	M3X16
<b>69</b>	20	<b>732 2110-01</b>	Locking nut	Contre-écrou	3	M3
<b>70</b>	20	<b>762 9105-05</b>	Cable strap	Serre-câble	1	
<b>71</b>	1	<b>736 2828-51</b>	Hose clamp	Attache flexible	3	
<b>72</b>	1	<b>471 2416-83</b>	Hood	Capot	3	
<b>73</b>			Rear panel	Panneau arrière		See illustr. 100341, 100342
<b>74</b>			Steam components	Composant vapeur		See illustr. 100345
<b>75</b>			Solenoid valve	Électrovanne		See illustr. 100358
<b>76</b>			Components	Détail		See illustr. 100614
<b>77</b>	1	<b>438 4869-01</b>	Bracket	Pupitre	3	95/4401-
<b>78</b>	1	<b>471 8260-01</b>	Pump	Pompe	1	50Hz Complete
	1	<b>471 6870-11</b>	•Level control	•Réglage de niveau	1,2	
<b>79</b>	1	<b>471 8260-90</b>	Bushing	Douille	3	
<b>80</b>	1	<b>471 8260-91</b>	Cone	Cône	3	
<b>81</b>	1	<b>438 4896-01</b>	Microswitch	Microrupteur	3	95/4401-



Issue	Month	Year
01	05	88

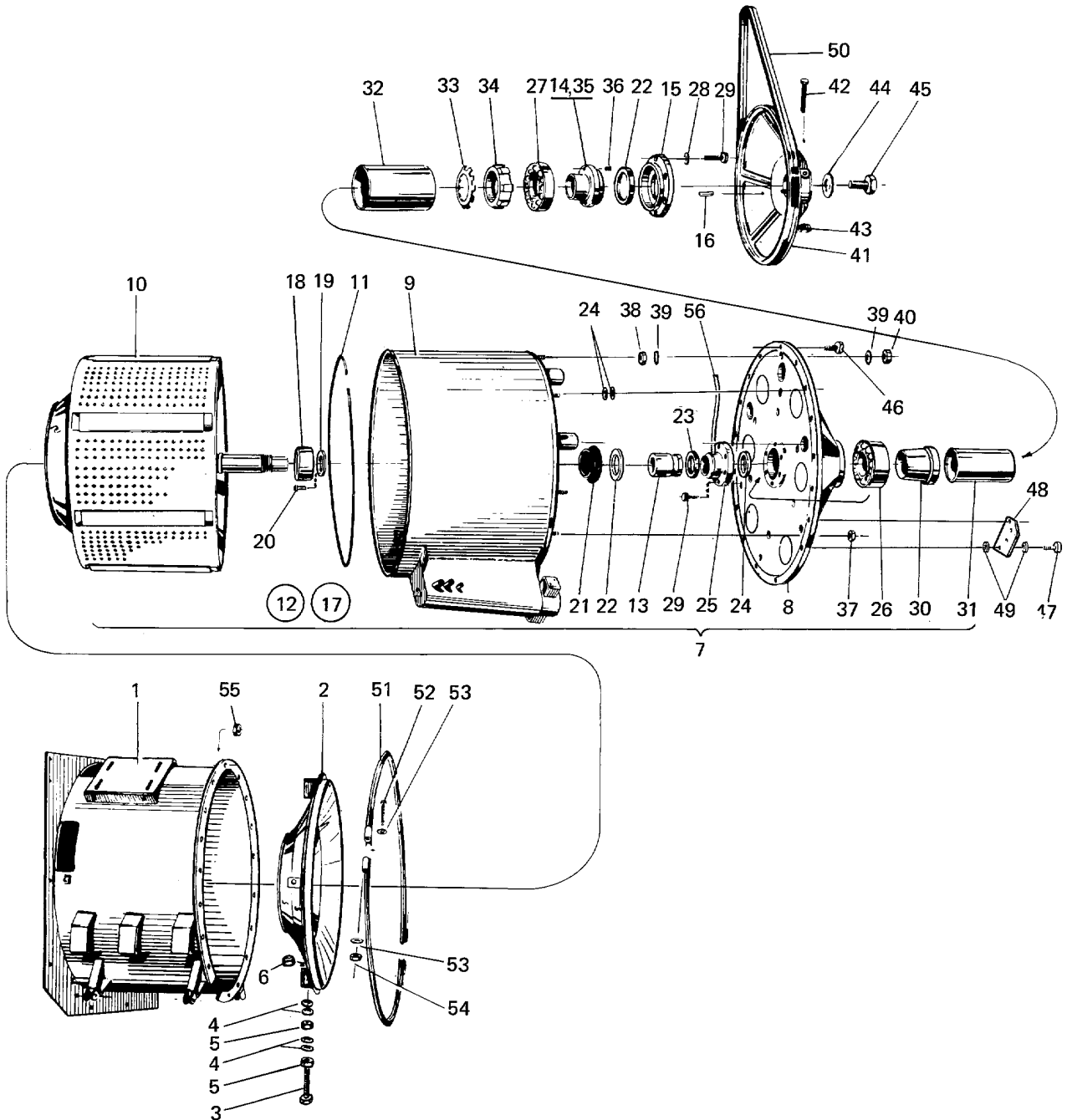
**EX-100,EX-100 HI-TEK**

**Kick-plate, side panel and top panel**

**Plaques antifeux, latérale et supérieure**

Illustration Issue Month Year  
Schéma Issue Month Year  
**100479 2 1 1989**

Item Article	Qua Qua	Art.No Réf. article	Description	Description	Info Info	Notes Remarques
1	1	471 2418-62	Protection panel	Plaque protectrice	3	
2	2	471 2418-64	•Insulation	•Isolation	3	
3	1	471 2418-70	Pillar	Montant	3	Left
4	1	471 2418-65	Pillar	Montant	3	Right -81/2280
	1	471 4174-02	Pillar	Montant	3	Right 81/2281-
5	1	471 2418-78	Bracket	Pupitre	3	Left
6	1	471 2418-73	Bracket	Pupitre	3	Right
7	2	471 2418-77	Support frame	Panneau de fixation	3	
8	14	725 2455-51	Screw	Vis	3	M8X30
	3	725 2459-71	Screw	Vis	3	M8X40
9	16	471 9019-34	Washer	Rondelle	3	TBR SB 8,4X26
10	20	732 2118-01	Locking nut	Contre-écrou	3	M8
11	1	471 2442-66	Protection panel	Plaque protectrice	1	
12	1	471 2418-79	Fender waling	Capot de protection	3	Complete
13	1	471 2418-81	•Shell	•Pression coque	3	
14	2	471 9204-93	•Sleeve	•Manchon	3	
15	2	725 2536-51	Screw	Vis	3	M12X30
16	2	732 2122-01	Locking nut	Contre-écrou	3	M12
17	1	471 2418-86	Bracket	Support de montage	3	
18	3	471 2418-87	Support frame	Panneau de fixation	3	
19			Control unit	Unité de contrôle		346,347 See illustr. 100245
20			Detergent container	Compartment à savon		See illustr. 100349, 100357
21	2	736 2816-51	Hose clamp	Attache flexible	3	Ø13-19
22	1	471 2418-55	Frame	Châssis	3	
23	18	471 2418-42	Bracket	Support de montage	1	
24	36	734 1164-01	Washer	Rondelle	3	8,4X17
25	36	732 2118-01	Locking nut	Contre-écrou	3	M8
26	6	471 4348-02	Side panel	Panneau latéral	3	White DS
	6	471 4348-14	Side panel	Panneau latéral	3	Stainless DS
27	1	471 4348-06	Side panel	Panneau latéral	3	White El.
	1	471 4348-18	Side panel	Panneau latéral	3	Stainless El.
28	1	471 4348-10	Side panel	Panneau latéral	3	White El.
	1	471 4348-16	Side panel	Panneau latéral	3	Stainless El.
	1	471 4248-20	Side panel	Panneau latéral	3	White Gas
29	1	471 4349-02	Plate	Plaque	3	White Left
30	1	471 4192-02	Plate	Plaque	3	White RIGHT,DS
	1	471 4192-06	Plate	Plaque	3	White RIGHT,EL
	1	471 4192-10	Plate	Plaque	3	White Gas
31	1	471 2433-94	Top panel	Couvercle	3	White
32	20	724 1327-01	Screw	Vis	3	M5X12
33	20	734 1808-51	Washer	Rondelle	3	NB 5X16
34	3	725 2370-51	Screw	Vis	3	M6X20
35	3	471 9018-51	Washer	Rondelle	3	
36	3	734 1153-01	Washer	Rondelle	3	BRB 6,4X12
37	3	732 2116-01	Locking nut	Contre-écrou	3	M6



Pos 12 omfattar pos 13 - 16.  
 Item 12 included item 13 - 16.

Pos 17 omfattar pos 18 - 28.  
 Item 17 included item 18 - 28.

Issue	Month	Year
02	01	90

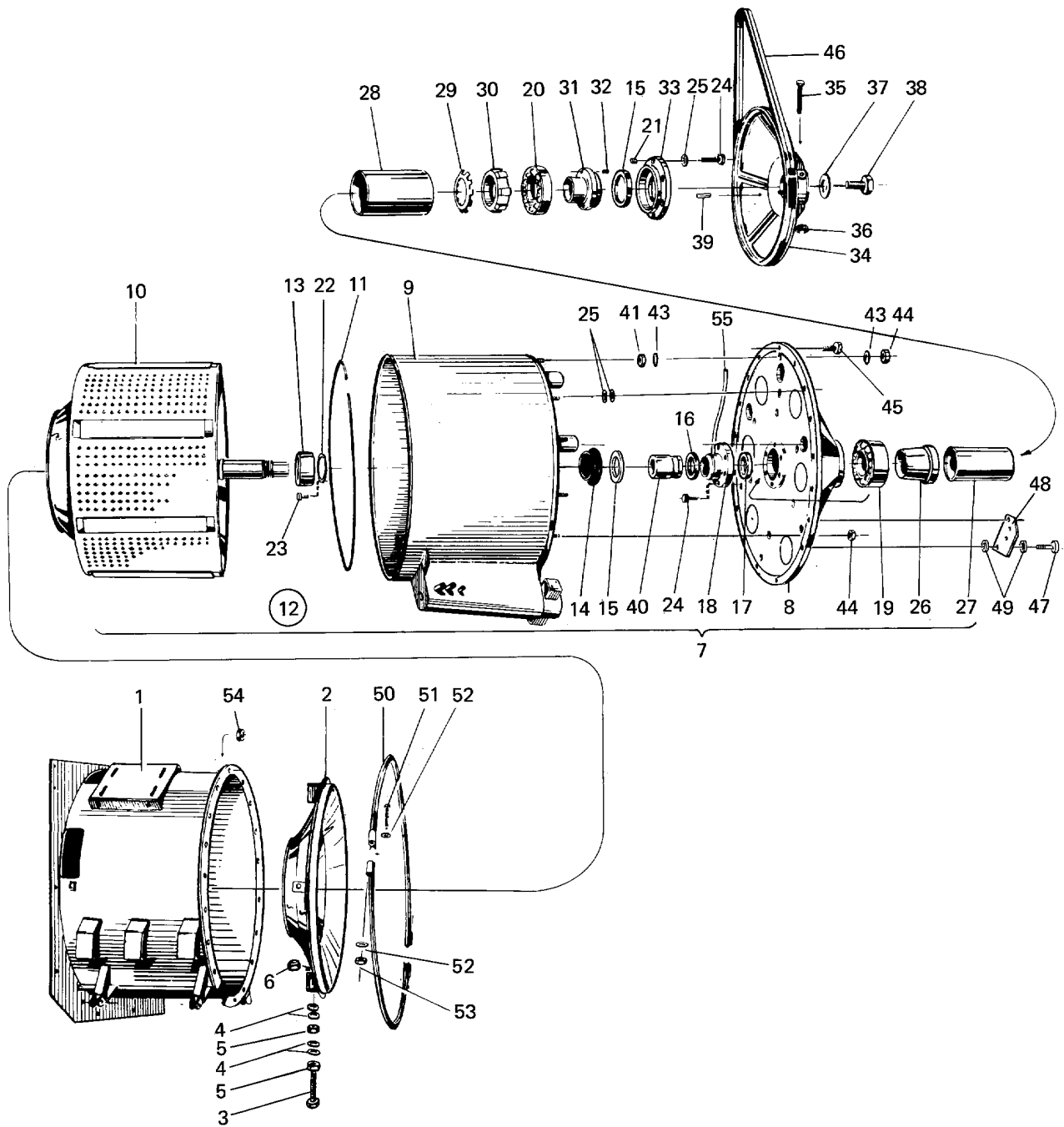
**EX-100 -77/1705,EX-100 HI-TEK -77/1705**

**Outer drum**

**Tambour extérieur**

Illustration Issue Month Year  
Schéma Issue Month Year  
**100336 5 11 1994**

Item Article	Qua Qua	Art.No Réf. article	Description	Description	Info Info	Notes Remarques
1	1	471 2417-51	Outer drum	Extérieur du tambour	3	
2	1	471 2417-79	End piece	Pignon	3	
3	4	471 2426-19	Screw	Vis	3	
4	16	471 9074-04	Washer	Rondelle	3	10,5X28
5	12	471 9015-70	Nut	Écrou	3	M10
6	4	471 9101-03	Locking nut	Contre-écrou	3	M10
7	1	471 2469-56	End piece	Pignon	3	Complete -90/3868
	1	471 4352-03	End piece	Pignon	3	90/3869-
8	1	471 4190-02	•End piece	•Pignon	3	
9	1	471 2417-65	•Drum	•Tambour	3	DS
10	1	471 2417-41	•Inner drum	•Intérieur du tambour	3	
11	1	471 2425-40	•Gasket	•Joint	1	
12	1	471 4029-04	•Conversion kit	•Kit de conversion	1	
13	1	472 9840-02	••Bushing	••Douille		
14	1		••Sleeve	••Manchon		
15	1		••Cover	••Couvercle		
16	1		••Wedge	••Poulie courroie V		
17	1	471 4029-03	••Conversion kit	••Kit de conversion	1,2	
18	1		•••Sleeve	•••Manchon		
19	6		•••Sealing ring	•••Bague d'étanchéité		
20	1		•••Screw	•••Vis		M4X10
21	1		•••Sealing ring	•••Bague d'étanchéité		
22	2		•••V-ring	•••Anneau en forme de V		
23	1	471 8187-05	•••Radial seal	•••Joint étanchéité radial		BRB 13X24
24	1	471 8187-04	•••Radial seal	•••Joint étanchéité radial		13X24
25	1		•••Cover	•••Couvercle		
26	1		•••Roller bearing	•••Roulements à galets		
27	1		•••Roller bearing	•••Roulements à galets		
28	18		•••Washer	•••Rondelle		
29	12	471 9017-16	•Screw	•Vis	3	M12X30
30	1	471 9067-29	•Sleeve	•Manchon	1	
31	1	471 2417-93	•Spacer	•Entretoise	3	
32	1	471 2417-92	•Spacer	•Entretoise	3	
33	1	471 9067-25	•Lock washer	•Rondelle d'arrêt	3	MB23
34	1	471 9067-24	•Nut	•Écrou	3	KM23
35	1	471 2469-60	•Sleeve	•Manchon	3	
36	2	471 9076-27	•Screw	•Vis	3	SK6SS 16X19
37	6	732 2122-01	•Locking nut	•Contre-écrou	3	M12
38	6	731 2322-01	•Nut	•Écrou	3	M12
39	12	471 9073-59	•Washer	•Rondelle	3	TBRSEB 13X36
40	6	732 2122-01	•Locking nut	•Contre-écrou	3	M12
41	1	471 2417-96	•Pulley	•Poulie	1	
42	1	471 9067-21	•Screw	•Vis	3	M12X160
43	1	732 2122-01	•Locking nut	•Contre-écrou	3	M12
44	1	471 2417-97	•Washer	•Rondelle	3	
45	1	725 2624-51	•Screw	•Vis	3	M16X30
46	12	471 9100-65	Screw	Vis	3	M16X50
47	4	471 9031-34	Screw	Vis	3	M16X80
48	2	471 2429-81	Support frame	Panneau de fixation	3	
49	8	471 9100-31	Washer	Rondelle	3	BRB 17X30
50	1	471 9202-29	V-belt	Courroie trapézoïdale	1,2	
51	1	471 2417-82	Tension strap	Extenseur	3	
52	2	471 9222-59	Screw	Vis	3	M8X140
53	4	471 9018-16	Washer	Rondelle	3	BRB 8,4X16
54	2	471 9100-96	Locking nut	Contre-écrou	3	M8
55	16	471 9020-67	Locking nut	Contre-écrou	3	M16
56	RQ	471 8625-03	•Hose	•Flexible	3	L=3000



Pos 12 omfattar pos 13 - 23.  
 Item 12 included item 13 - 23.

100337

Issue	Month	Year
02	01	90

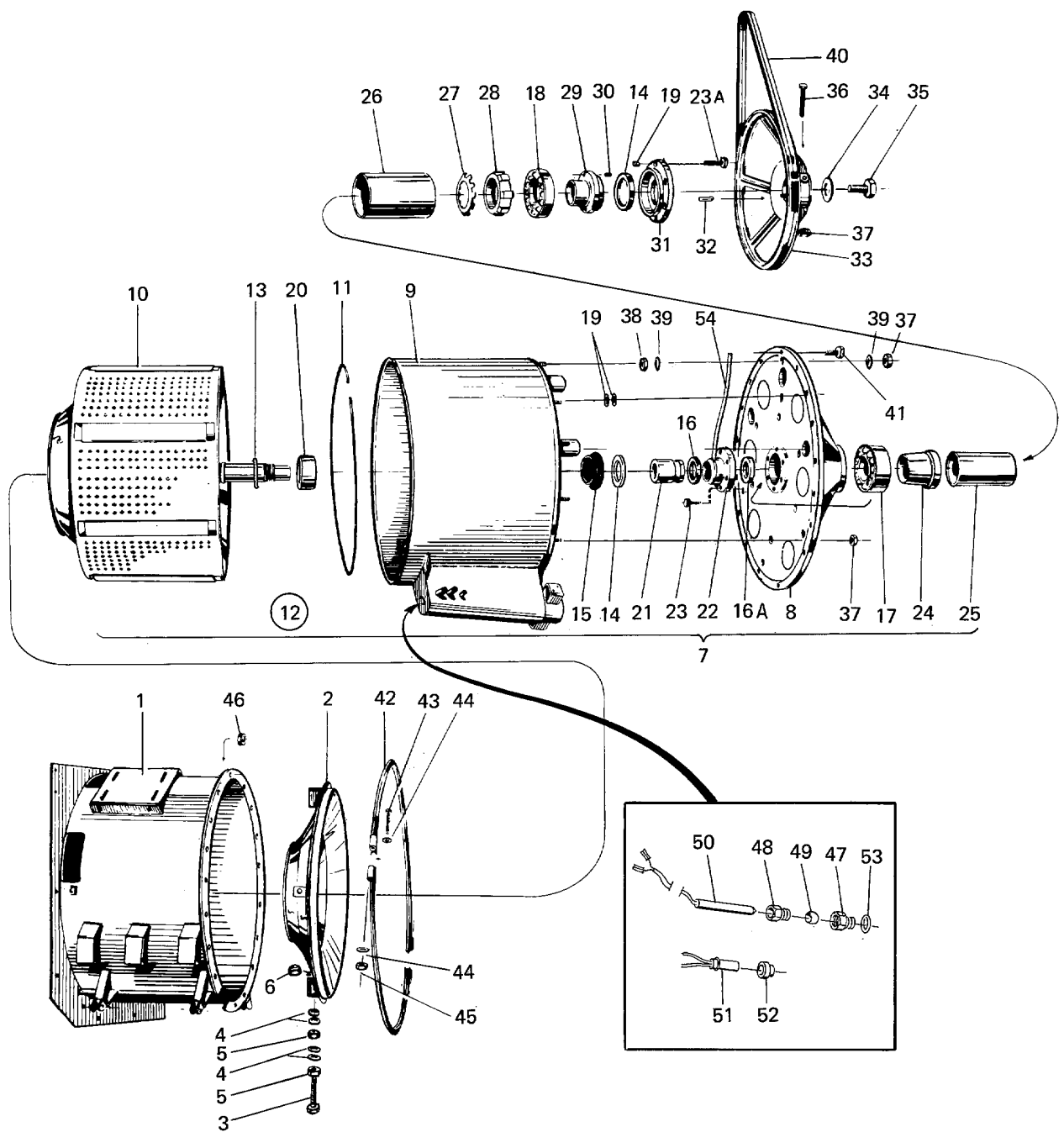
**EX-100 -77/1706-80/2180,EX-100 HI-TEK -77/1706-80/2180**

**Outer drum**

**Tambour extérieur**

Illustration Issue Month Year  
Schéma Issue Month Year  
**100337 4 10 1994**

Item Article	Qua Qua	Art.No Réf. article	Description	Description	Info Info	Notes Remarques
1	1	471 2417-51	Outer drum	Extérieur du tambour	3	
2	1	471 2417-79	End piece	Pignon	3	
3	4	471 2426-19	Screw	Vis	3	
4	16	471 9074-04	Washer	Rondelle	3	10,5X28
5	12	471 9015-70	Nut	Écrou	3	M10
6	4	471 9101-03	Locking nut	Contre-écrou	3	M10
7	1	471 2469-56	End piece	Pignon	3	Complete -90/3868
	1	471 4352-03	End piece	Pignon	3	90/3869-
8	1	471 2417-85	•End piece	•Pignon	3	
9	1	471 2417-65	•Drum	•Tambour	3	DS
10	1	471 2417-41	•Inner drum	•Intérieur du tambour	3	
11	1	471 2425-40	•Gasket	•Joint		
12	1	471 4029-03	•Conversion kit	•Kit de conversion	1,2	
13	1		••Sleeve	••Manchon		
14	1		••Sealing ring	••Bague d'étanchéité		
15	2		••V-ring	••Anneau en forme de V		
16	1	471 8187-04	••Radial seal	••Joint étanchéité radial		13X24
17	1	471 8187-05	Radial seal	Joint étanchéité radial		BRB 13X24
18	1		••Cover	••Couvercle		
19	1		••Roller bearing	••Roulements à galets		
20	1		••Roller bearing	••Roulements à galets		
21	30		••Washer	••Rondelle		
22	1		••Sealing ring	••Bague d'étanchéité		
23	6		••Screw	••Vis		M4X10
24	12	471 9017-16	•Screw	•Vis	3	M12X30
25	24	734 1178-01	•Washer	•Rondelle	3	BRB 13X24
26	1	471 9067-29	•Sleeve	•Manchon	1	
27	1	471 2417-93	•Spacer	•Entretoise	3	
28	1	471 2417-92	•Spacer	•Entretoise	3	
29	1	471 9067-25	•Lock washer	•Rondelle d'arrêt	3	MB23
30	1	471 9067-24	•Nut	•Écrou	3	KM23
31	1	471 2469-60	•Sleeve	•Manchon	3	
32	2	471 9067-27	•Screw	•Vis	3	SKSS 16X19
33	1	471 2469-59	•Cover	•Couvercle	3	
34	1	471 2417-96	•Pulley	•Poulie	1	
35	1	471 9067-21	•Screw	•Vis	3	M12X160
36	1	732 2122-01	•Locking nut	•Contre-écrou	3	M12
37	1	471 2417-97	•Washer	•Rondelle	3	
38	1	735 2624-51	•Screw	•Vis	3	M16X30
39	1	735 9628-00	•Wedge	•Poulie courroie V	1,2	18X11X56
40	1	472 9840-02	•Bushing	•Douille	3	
41	6	731 2322-01	•Nut	•Écrou	3	M12
42	1	471 2469-61	•Sleeve	•Manchon	3	
43	12	471 9073-59	•Washer	•Rondelle	3	TBRBSB 13X36
44	6	732 2122-01	•Locking nut	•Contre-écrou	3	M12
45	12	471 9000-65	Screw	Vis	3	M16X50
46	1	471 9202-29	V-belt	Courroie trapézoïdale	1,2	
47	4	471 9032-34	Screw	Vis	3	M16X80
48	2	471 2429-81	Support frame	Panneau de fixation	3	
49	8	471 9100-31	Washer	Rondelle	3	BRB 17X30
50	2	471 2417-82	Tension strap	Extenseur	3	
51	2	471 9222-59	Screw	Vis	3	M8X140
52	4	471 9018-16	Washer	Rondelle	3	BRB 8,4X16
53	2	471 9100-96	Locking nut	Contre-écrou	3	M8
54	16	471 9020-67	Locking nut	Contre-écrou	3	M16
55	RQ	471 8625-03	•Hose	•Flexible	3	L=3000



Pos 12 omfattar pos 13 - 23.  
 Item 12 included item 13 - 23.

Issue	Month	Year
03	11	00



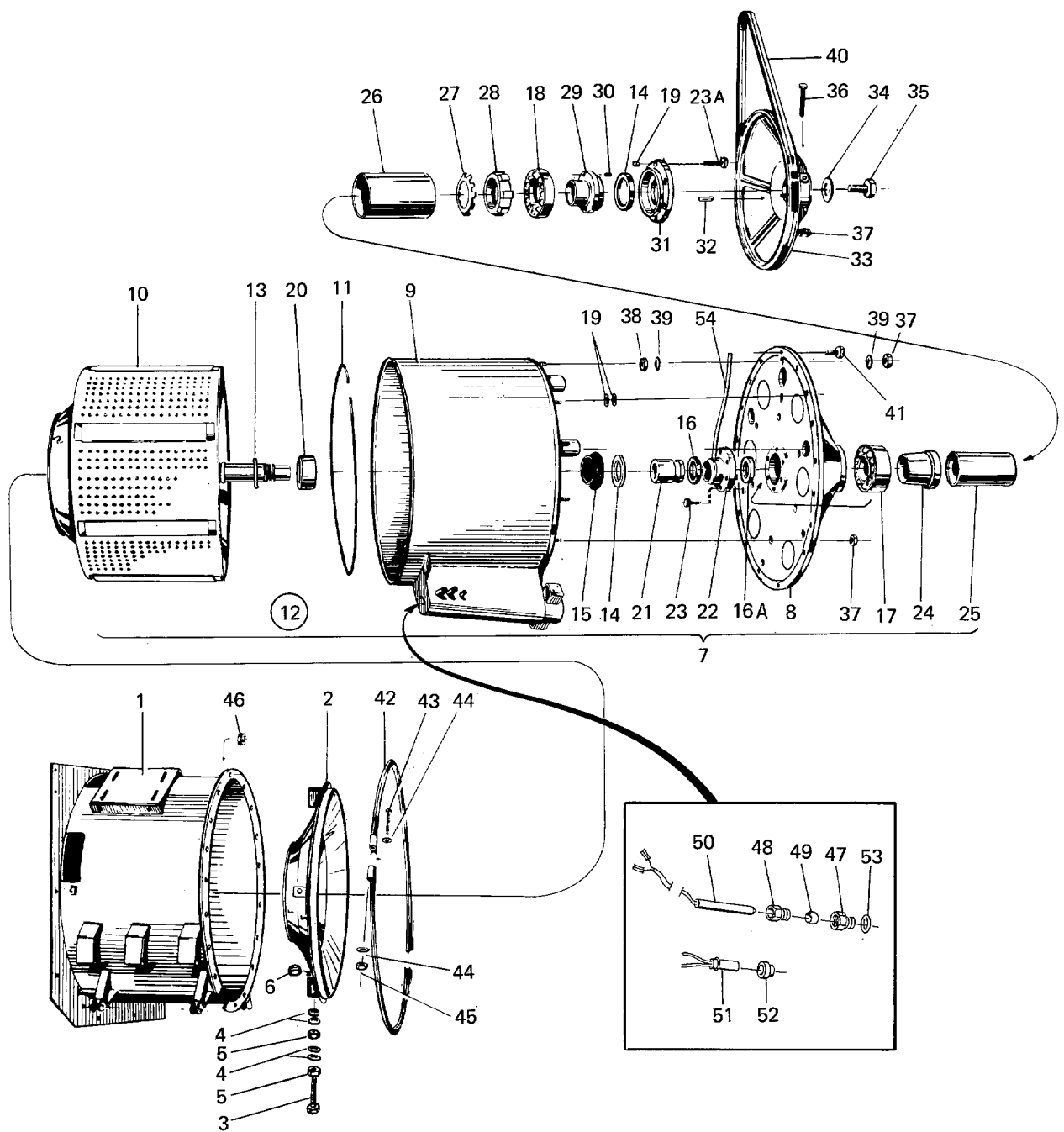
**EX-100 80/2181-,EX-100 HI-TEK 80/2181-**

**Outer drum**

**Tambour extérieur**

Illustration Issue Month Year  
Schéma Issue Month Year  
**100338 11 11 2000**

Item Article	Qua Qua	Art.No Réf. article	Description	Description	Info Info	Notes Remarques
1	1	471 2417-51	Outer drum	Extérieur du tambour	3	
2	1	471 2417-79	End piece	Pignon	3	
3	4	725 2515-71	Screw	Vis	3	M10X120
4	16	471 9074-04	Washer	Rondelle	3	10,5X28
5	12	731 2320-01	Nut	Écrou	3	M10
6	4	732 2120-01	Locking nut	Contre-écrou	3	M10
7	1	471 2469-56	End piece	Pignon	3	Complete -90/3868
	1	471 4352-03	End piece	Pignon	3	90/3869-
	1	471 4352-01	End piece	Pignon	3	Compl. EI 84/2631-90/3868
	1	471 4352-04	End piece	Pignon	3	Complete 90/3869-
8	1	471 4190-02	•End piece	•Pignon	1	
9	1	471 2417-65	•Drum	•Tambour	3	DS -93/4195
	1	471 4398-01	•Drum	•Tambour	3	EI. 84/2631-93/4195
	1	471 4398-02	•Drum	•Tambour	3	EI. 93/4196-
	1	471 4398-03	•Drum	•Tambour	3	DS 93/4196-
10	1	471 2417-41	•Inner drum	•Intérieur du tambour	1	
11	1	471 2425-40	•Gasket	•Joint	1	
12	1	471 4029-03	•Conversion kit	•Kit de conversion	1,2	BEARING
13						Not used
14	2	740 6836-21	••V-ring	••Anneau en forme de V		
15	1	471 4337-01	••Sealing ring	••Bague d'étanchéité		
16	1	471 8187-05	••Radial seal	••Joint étanchéité radial		BRB 13X24
16A	1	471 8187-04	••Radial seal	••Joint étanchéité radial		13X24
17	1	471 9067-22	••Roller bearing	••Roulements à galets		
18	1	471 9067-23	••Roller bearing	••Roulements à galets		
19						Not used
20	1	471 2469-62	•Sleeve	•Manchon	1	
21	1	472 9840-02	•Bushing	•Douille	1	
22	1	472 9833-01	•Cover	•Couvercle	1	-87/3315
	1	471 2469-58	Cover	Couvercle	1	87/3316-
23	6	725 2536-51	•Screw	•Vis	3	M12X30
23A	6	725 2455-51	•Screw	•Vis	3	M8X30 85/-
	6	725 2536-51	•Screw	•Vis	3	M12X30 -85/
24	1	471 9067-29	•Sleeve	•Manchon	1	
25	1	471 2417-93	•Spacer	•Entretoise	3	
26	1	471 2417-92	•Spacer	•Entretoise	3	
27	1	471 9067-25	•Lock washer	•Rondelle d'arrêt	1	MB23
28	1	471 9067-24	•Nut	•Écrou	1	KM23
29	1	471 2469-60	•Sleeve	•Manchon	1	
30	2	728 8620-01	•Screw	•Vis	3	SK6SS 16X20
31	1	471 2469-59	•Cover	•Couvercle	1	
32	1	735 9628-00	•Wedge	•Poulie courroie V	1	18X11X56
33	1	471 2417-96	•Pulley	•Poulie	1	
34	1	471 2417-19	•Washer	•Rondelle	3	
35	1	725 2624-51	•Screw	•Vis	3	M16X30
36	1	725 2561-51	•Screw	•Vis	3	M12X160
37	13	732 2122-01	•Locking nut	•Contre-écrou	3	M12
38	6	731 2322-40	•Nut	•Écrou	3	M12
39	12	471 9073-59	•Washer	•Rondelle	3	TBRBSB 13X36
40	2	471 9202-29	V-belt	Courroie trapézoïdale	1,2	
41	17	725 2634-51	Screw	Vis	3	M16X70
42	2	471 2417-82	Tension strap	Extenseur	3	
43	2	471 9222-59	Screw	Vis	3	M8X140
44	4	734 1164-01	Washer	Rondelle	3	8,4X17
45	2	732 2118-01	Locking nut	Contre-écrou	3	M8
46						Not used
47	1	471 2416-41	Nipple	Raccord	1	
48	1	471 2416-42	Nipple	Raccord	1,2	TERMOSTAT
49	1	471 2416-43	Cone	Cône	1	



Pos 12 omfattar pos 13 - 23.  
 Item 12 included item 13 - 23.

Issue	Month	Year
03	11	00

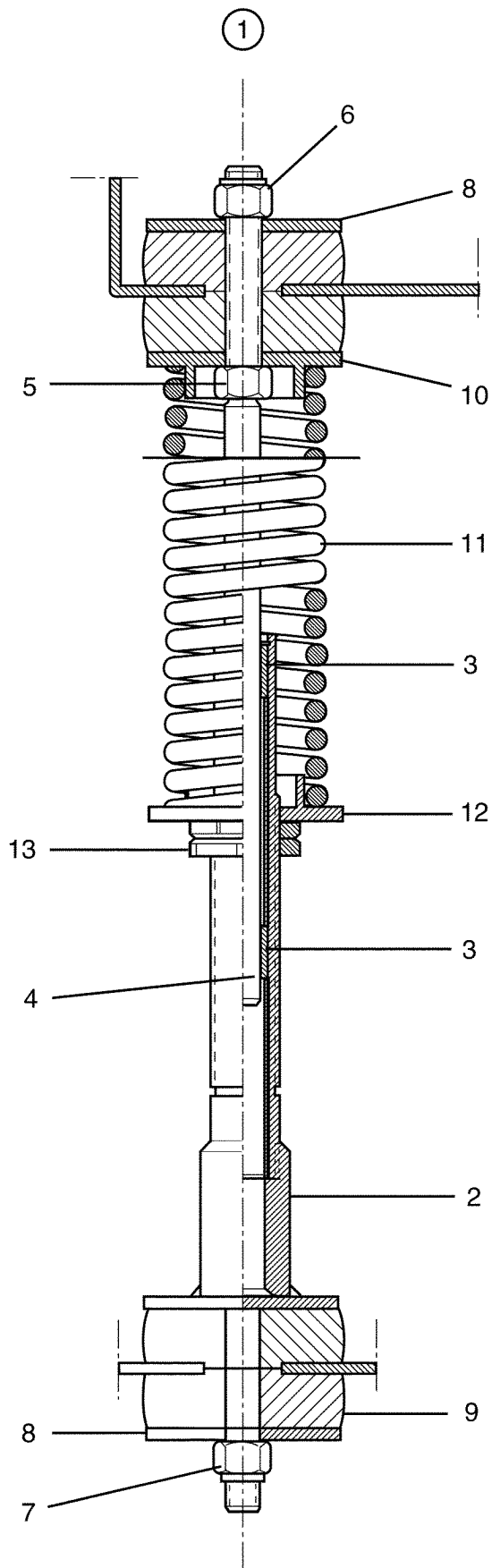
**EX-100 80/2181-,EX-100 HI-TEK 80/2181-**

**Outer drum**

**Tambour extérieur**

Illustration Issue Month Year  
Schéma Issue Month Year  
**100338 11 11 2000**

Item Article	Qua Qua	Art.No Réf. article	Description	Description	Info Info	Notes Remarques
<b>50</b>	1	<b>471 8806-61</b>	Sensor unit	Bloc de détection	1,2	
<b>51</b>	1	<b>472 9913-22</b>	Sensor	Capteur	1,2	Complete
<b>52</b>	1	<b>471 8192-01</b>	•Bushing	•Douille	3	
<b>53</b>	1	<b>740 4805-03</b>	O-ring	Joint torique	1	
<b>54</b>	RQ	<b>471 8625-03</b>	Hose	Flexible	3	L=3000



**EX-100 80/2181-,EX-100 HI-TEK 80/2181-**

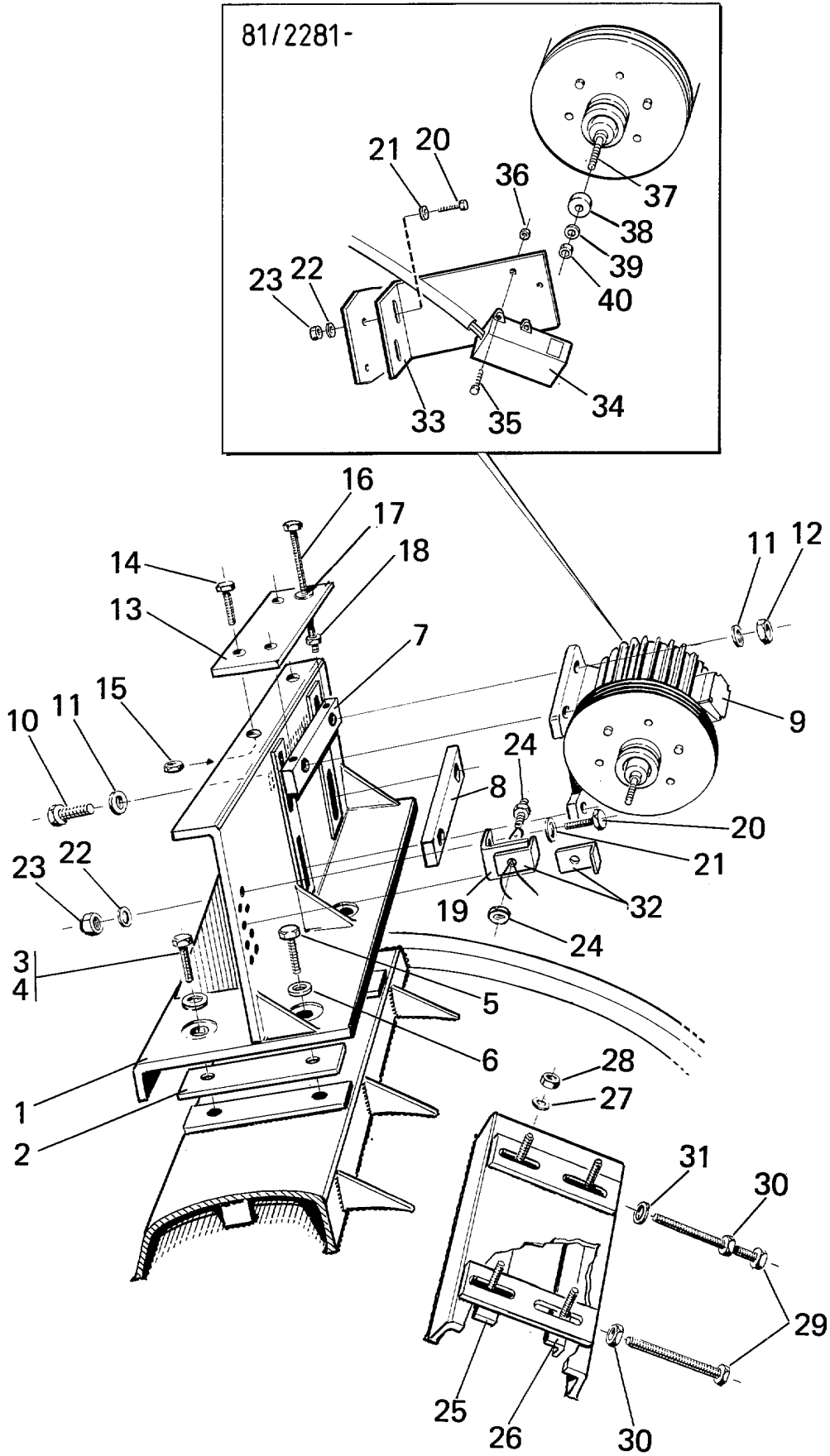
**Suspension**

**Pied à ressorts**

Illustration Issue Month Year  
Schéma Issue Month Year  
**100339/2 3 12 2002**

Item Article	Qua Qua	Art.No Réf. article	Description	Description	Info Info	Notes Remarques
<b>1</b>	1	<b>438 4815-01</b>	Spring strut	Pied à ressorts	1	Complete
<b>2</b>	1	<b>472 9432-01</b>	•Leg	•Pied	1	
<b>2A</b>	1	<b>471 6696-45</b>	••Guide bushing	••Douille de contrôle	1	-93/4212
<b>3</b>	1	<b>471 2417-12</b>	•Washer	•Rondelle	1	LOWER -76/29/01465
	1	<b>471 2461-68</b>	•Washer	•Rondelle	1	LOWER 76/29/01466-
<b>4</b>	1	<b>471 2417-13</b>	•Spring	•Ressort	1,2	
<b>5</b>	1	<b>471 2417-14</b>	•Washer	•Rondelle	1	UPPER
<b>6</b>	1	<b>731 2324-01</b>	•Nut	•Écrou	1	M16
<b>7</b>	4	<b>471 2417-15</b>	•Washer	•Rondelle	1	
<b>8</b>	2	<b>471 2417-19</b>	•Washer	•Rondelle	1	
<b>9</b>	2	<b>732 2124-01</b>	•Locking nut	•Contre-écrou	1	M16
<b>10</b>	2	<b>732 5122-30</b>	•Nut	•Écrou	1	KM7

81/2281-



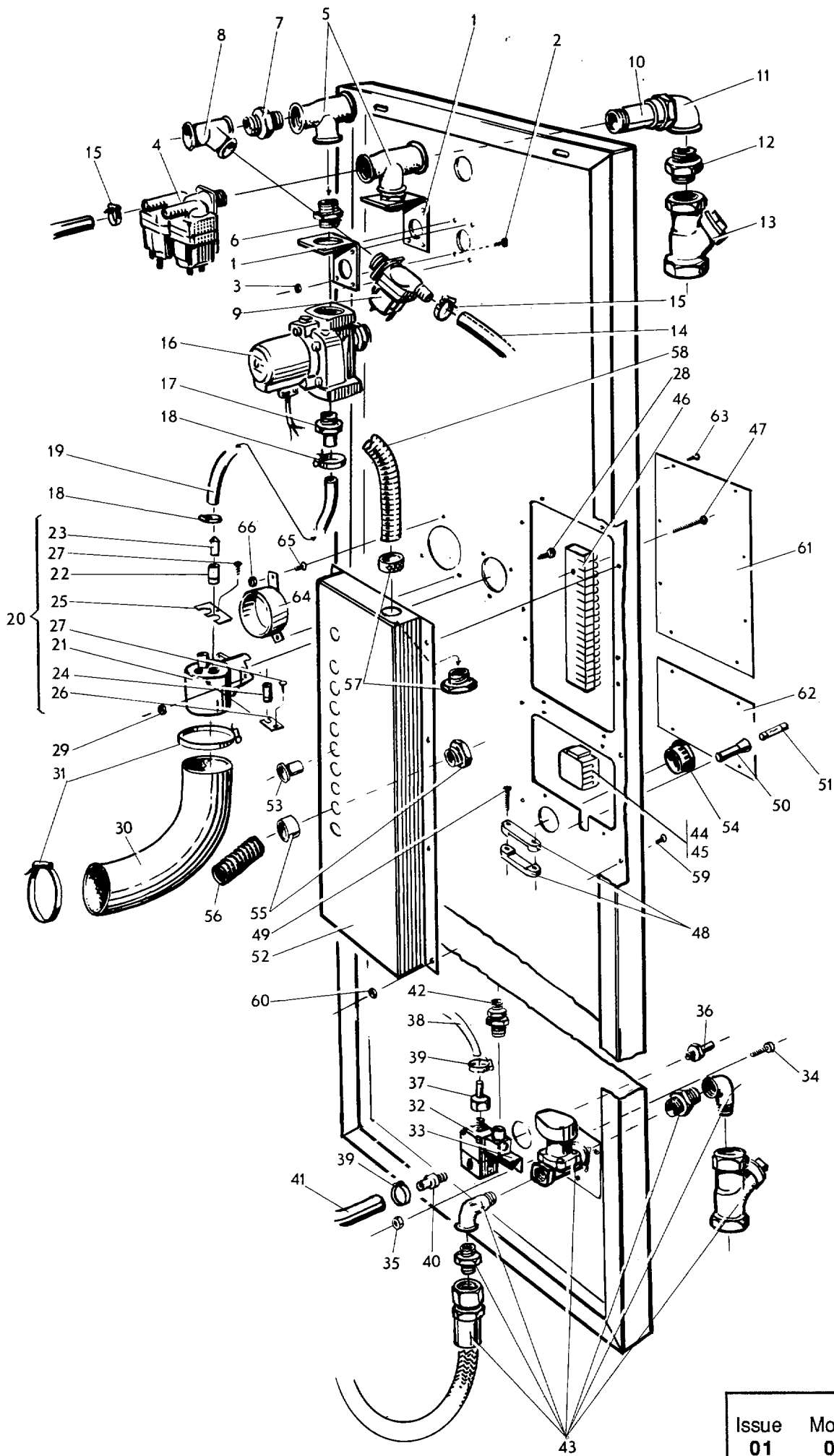
**EX-100,EX-100 HI-TEK**

**Motor bracket**

**Fixations moteur**

Illustration Issue Month Year  
Schéma Issue Month Year  
**100340 2 9 1989**

Item Article	Qua Qua	Art.No Réf. article	Description	Description	Info Info	Notes Remarques
1	1	471 2433-74	Bracket	Pupitre	1	
2	2	471 2442-43	Spacer	Entretoise	1	208-240V60Hz ONLY FOR MOTORALT
3	4	725 2636-51	Screw	Vis	1	M16X80 ONLY FOR MOTORALT
4	2	725 2630-51	Screw	Vis	1	208-240V 60Hz
5	2	725 2630-51	Screw	Vis	1	M16X50 FOR MOTORALT
6	4	734 1186-01	Washer	Rondelle	1	220-380V 50Hz
7	1	471 2436-57	Spacer	Entretoise	1	M16X50 FOR MOTORALT
8	1	471 2433-85	Spacer	Entretoise	1	220-380V 50Hz
9			Motor	Moteur		BRB 17X30
10	4	725 2550-51	Screw	Vis	1	EXTRACT See group US8213
11	8	734 1178-01	Washer	Rondelle	1	M12X90
12	4	732 2122-01	Locking nut	Contre-écrou	1	BRB 13X24
13	1	471 2436-55	Plate	Tableau	1	M12
14	2	725 2540-51	Screw	Vis	1	M12X40
15	2	732 2122-01	Locking nut	Contre-écrou	1	M12
16	2	725 2515-71	Screw	Vis	1	M10X120
17	4	471 9074-04	Washer	Rondelle	1	10,5X28
18	4	731 2320-01	Nut	Écrou	1	M10
19	1	471 2433-86	Bracket	Pupitre	1	-81/2280
20	2	725 2374-51	Screw	Vis	1	M6X30 -81/2280
21	2	734 1153-01	Washer	Rondelle	1	BRB 6,4X12
22	2	471 9018-51	Washer	Rondelle	1	
23	2	732 2116-01	Locking nut	Contre-écrou	1	M6
24	1	471 9202-10	Sensor	Capteur	1	SPEED CONTROL -81/2280
25	1	471 2433-77	Bracket	Support de montage	1	
26	1	471 2433-80	Bracket	Support de montage	1	
27	4	734 1178-01	Washer	Rondelle	1	BRB 13X24
28	4	732 2122-01	Locking nut	Contre-écrou	1	M12
29	2	725 2515-71	Screw	Vis	1	M10X120
30	2	732 2120-01	Locking nut	Contre-écrou	1	M10
31	1	471 9074-04	Washer	Rondelle	1	10,5X28
32	2	471 2442-65	Lock plate	Gâche de serrure	1	-81/2280
33	1	471 4322-01	Bracket	Pupitre	3	81/2281-
34	1	471 9578-12	Speed control	Contrôle vitesse	1,2	81/2281-
	1	471 9578-13	Speed control	Contrôle vitesse	1,2	81/2281-
35	4	724 1295-01	Screw	Vis	3	M4X20 81/2281-
36	4	732 2112-01	Locking nut	Contre-écrou	3	M4 81/2281-
37	1	471 4323-01	Shaft	Arbre	3	81/2281-
38	1	471 9578-50	Magnet	Aimant	1,2	81/2281-
39	1	734 1164-01	Washer	Rondelle	3	8,4X17 81/2281-
40	1	732 2118-01	Locking nut	Contre-écrou	3	M8 81/2281-



Issue	Month	Year
01	05	88



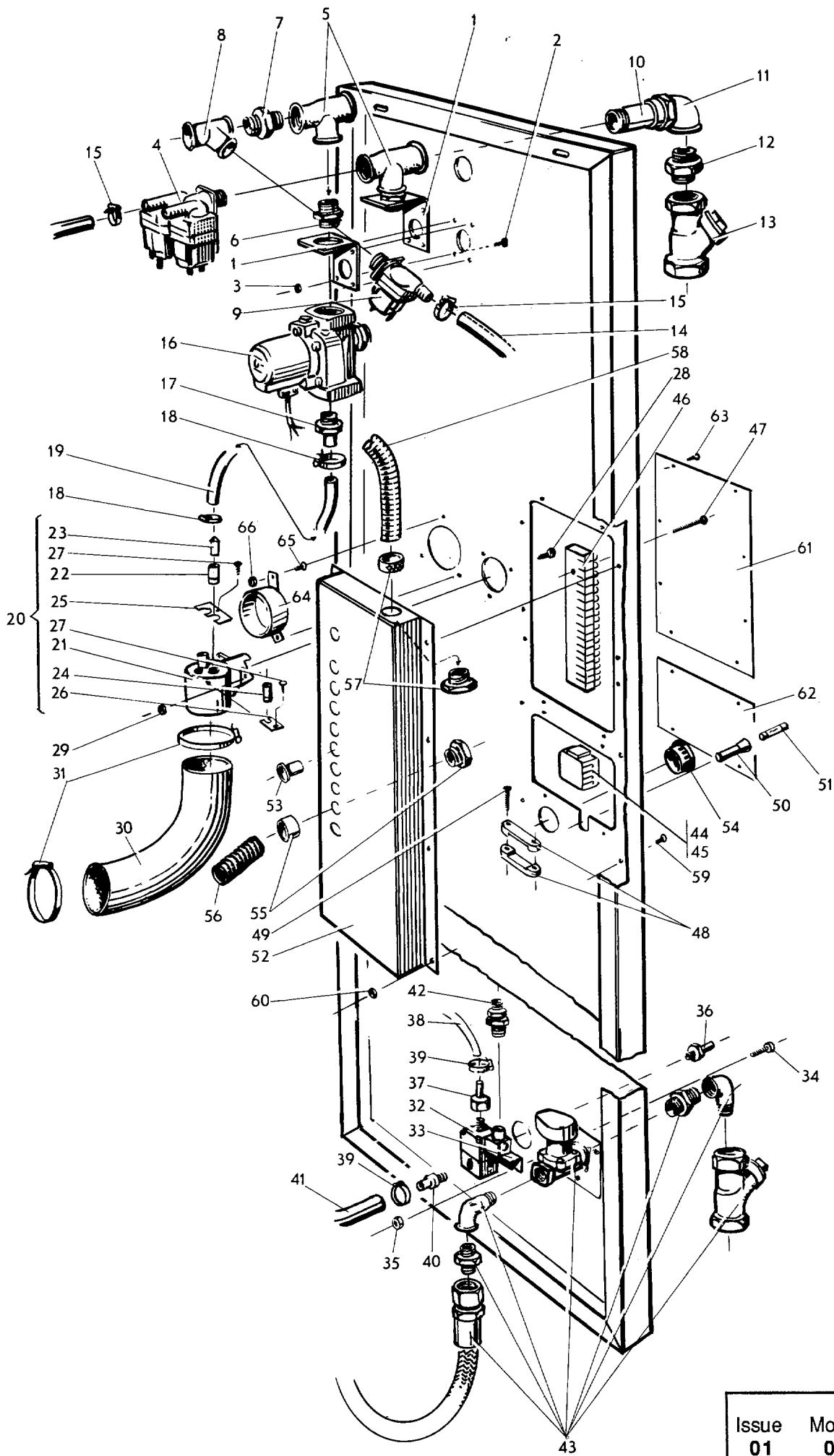
**EX-100 -82/2430,EX-100 HI-TEK -82/2430**

**Back panel with inlet valve**

**Tôle arrière avec élément admission**

Illustration Issue Month Year  
Schéma Issue Month Year  
**100341 2 10 1994**

Item Article	Qua Qua	Art.No Réf. article	Description	Description	Info Info	Notes Remarques
1	2	471 2418-31	Bracket	Support de montage	3	-79/2055
	2	471 4145-01	Bracket	Support de montage	3	79/2056-
2		471 9016-96	Screw	Vis	1	M6X16
3	8	471 9020-58	Locking nut	Contre-écrou	1	M6
4	2	471 8235-01	Valve	Soupape	1,2	See group US8111
	2	471 8235-09	Valve	Soupape	1,2	208-240V 60Hz 2-way See group US8111
5	2	471 9070-55	T-pipe	Tube en T	3	-79/2055
	2	471 8603-10	T-pipe	Tube en T	3	79/2056-
6	2	471 9069-44	Nipple	Raccord	3	-79/2055
	2	741 3115-22	Nipple	Raccord	3	R 3/4" 79/2056-
7	1	471 9200-44	Nipple	Raccord	1	
8	1	471 9200-38	T-pipe	Tube en T	1	
9	1	471 8234-02	Valve	Soupape	1,2	50Hz 1-WAY See group US8110
	1	471 8234-05	Valve	Soupape	1,2	60Hz 1-WAY See group US8110
10	2	471 9200-83	Nipple pipe	Tuyau raccordement	1	
11	2	471 9060-98	Connection	Embrayage	1	
12	2	471 9069-44	Nipple	Raccord	1	-79/2055
13	2	471 9004-54	Filter	Filtre	1	-79/2055
14	1	471 2418-47	Hose	Flexible	1	
15	3	471 9062-14	Hose clamp	Attache flexible	1	
16	2	471 9069-81	Solenoid valve	Électrovanne	1,2	EVD1"220-240V 50Hz See group US8125 -79/2055
	2	471 8210-12	Valve	Soupape	1,2	3/4" 220-240V 50Hz See group US8125 79/2056-84/2630 EVSI3/4"220-240V 50Hz
	2	471 8210-32	Valve	Soupape	1,2	50Hz See group US8125 84/2631- EVSI 1 1/4"220-240V 50Hz
	2	471 8210-31	Valve	Soupape	1,2	60Hz See group US8125 84/2631- EVSI 1 1/4"208-240V 60Hz
	2	471 9069-80	Solenoid valve	Électrovanne	1,2	See group US8125 -79/2055 EVD 1"208-240V 60Hz
	2	471 8210-11	Valve	Soupape	1,2	3/4" 208-230V 60Hz See group US8125 79/2056-84/2630 EVSI 3/4"208-240V 60Hz
17	2	471 2418-33	Nipple	Raccord	3	1" -79/2055
	2	471 8614-01	Nipple	Raccord	3	79/2055-
18	4	736 2828-51	Hose clamp	Attache flexible	3	
19	2	471 2418-16	Hose	Flexible	3	-79/2055
	2	471 8128-01	Hose	Flexible	3	3/4"VALVE 79/2056-
	2	472 6394-01	Hose	Flexible	3	1 1/4" 1 1/4"VALVE
20	1	471 2433-97	Siphon breaker	Rupteur de siphon	1	Complete
21	1	471 2433-98	•Container	•Conteneur	1	
22	2	471 2433-99	•Nozzle	•Tuyère	1	
23	2	471 2434-03	•Jet nozzle	•Éjecteur	1	
24	1	471 2434-00	•Nozzle	•Tuyère	1	
25	1	471 2434-01	•Mounting plate	•Plaque de montage	1	
26	1	471 2434-02	•Mounting plate	•Plaque de montage	1	
27	2	471 9016-79	•Screw	•Vis	1	TEKS B8X12
28	3	471 9016-96	Screw	Vis	1	M6X16
29	3	471 9020-58	Locking nut	Contre-écrou	1	M6
30	1	471 2418-17	Hose	Flexible	1	
31	2	471 9010-04	Hose clamp	Attache flexible	1	



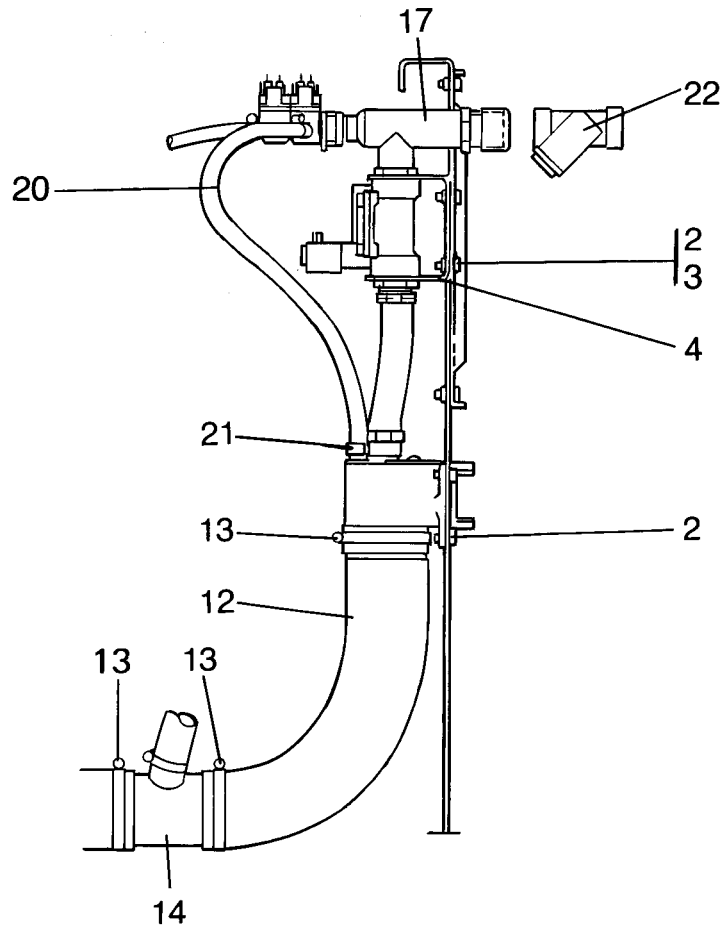
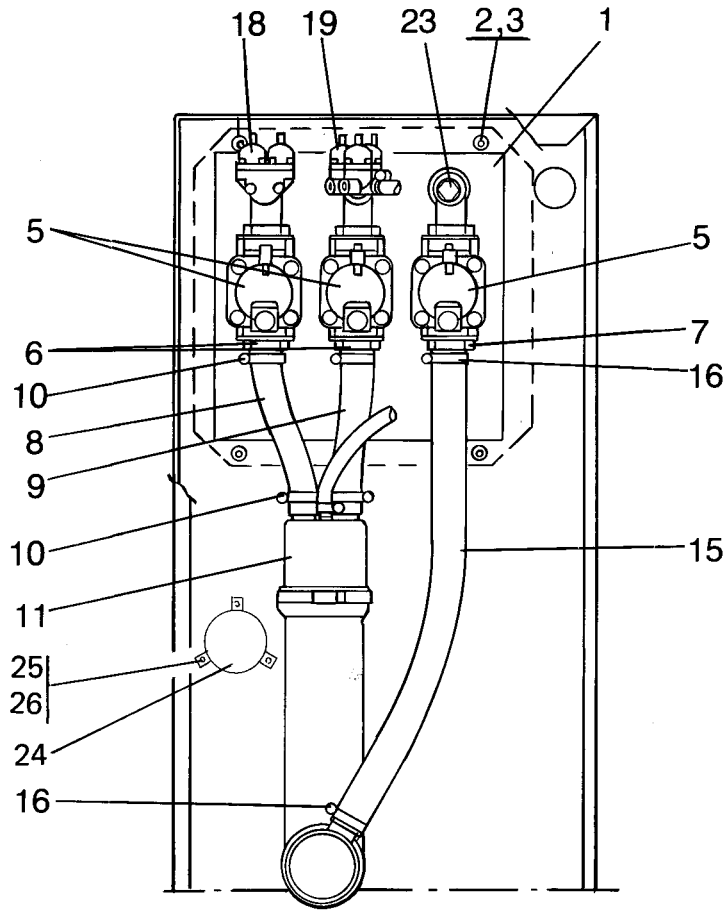
**EX-100 -82/2430,EX-100 HI-TEK -82/2430**

**Back panel with inlet valve**

**Tôle arrière avec élément admission**

Illustration Issue Month Year  
Schéma Issue Month Year  
**100341 2 10 1994**

Item Article	Qua Qua	Art.No Réf. article	Description	Description	Info Info	Notes Remarques
32			Solenoid valve	Électrovanne		See illustr. 100358
33			Bracket	Support de montage		See illustr. 100358
34			Screw	Vis		M4X10 See illustr. 100358
35			Locking nut	Contre-écrou		See illustr. 100358
36			Nipple	Raccord		See illustr. 100358
37			Hose nipple	Mamelon de flexible		See illustr. 100358
38			Hose	Flexible		See illustr. 100358
39			Hose clamp	Attache flexible		See illustr. 100358
40			Hose nipple	Mamelon de flexible		See illustr. 100358
41			Hose	Flexible		See illustr. 100358
42						Not used
43			Steam components	Composant vapeur		See illustr. 100345
44	1	471 2448-74	Block	Cale de blocage	1	208-240V
	1	471 2448-75	Block	Cale de blocage	1	380-415V
45	1	471 9202-34	Clamp	Attache	1	
46	24	471 9005-85	Terminal connection	Bloc de connexion	1	1-POLE
47	4	471 9070-13	Screw	Vis	1	RXS-B4X16
48	2	471 9006-61	Cable clamp	Fixation câbles	1	
49	2	471 9103-04	Screw	Vis	1	RX4X40
50	1	471 9043-40	Fuse holder	Porte-fusible	1	50Hz
	1	471 9043-39	Fuse holder	Porte-fusible	1	60Hz
51	1	471 8750-11	Fuse	Porte-fusible	1,2	1,25A
	1	471 9027-85	Fuse	Porte-fusible	1,2	60Hz
52	1	471 2418-26	Box	Boîtier	1	
53	6	471 9043-12	Grommet	Oeillet	1	
54	1	471 9006-73	Grommet	Oeillet	1	
55	2	471 9071-82	Screw fitting	Vis de raccord	1	
56	RQ	471 9071-77	Flexible wire hose	Gaine flexible	1	
57	1	471 9071-85	Screw fitting	Vis de raccord	1	
58	RQ	471 9071-80	Flexible wire hose	Gaine flexible	1	
59	8	471 9016-90	Screw	Vis	1	RX 4X10
60	8	471 9038-08	Locking nut	Contre-écrou	1	M4
61	1	471 2418-44	Door	Plaque	1	
62	1	471 2418-45	Door	Plaque	1	
63	12	471 9100-19	Screw	Vis	1	RXS-B 8X12
64	1	471 2418-34	Connection	Flexible caoutchouc	1	
65	3	725 2368-51	Screw	Vis	1	M6X16
66	3	732 2116-01	Locking nut	Contre-écrou	1	M6



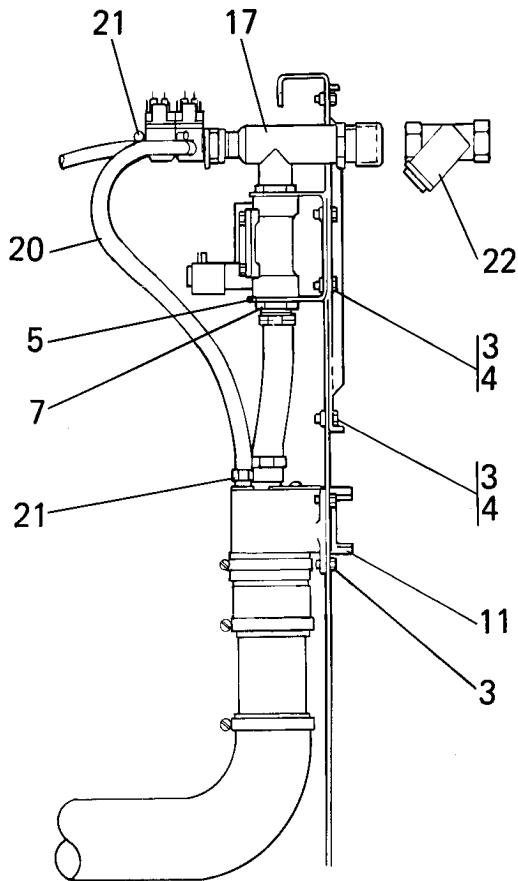
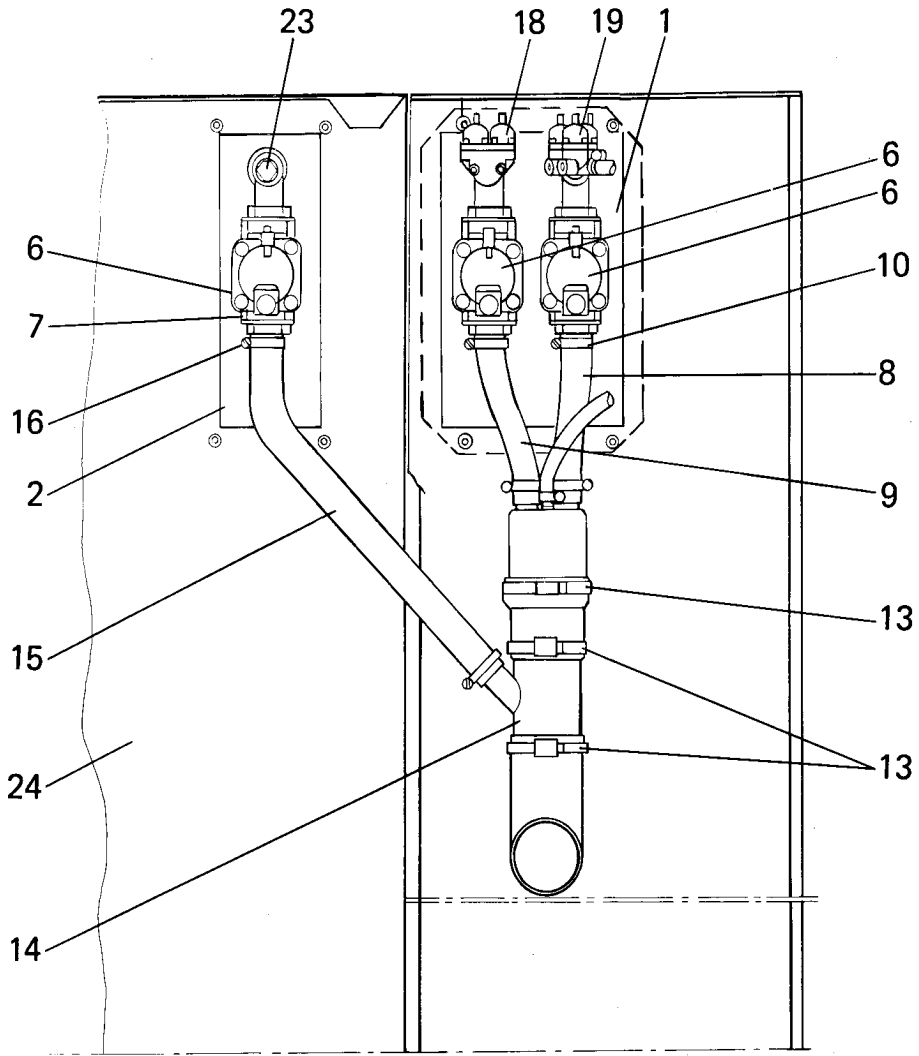
**EX-100 82/2431-95/4400,EX-100 HI-TEK 82/2431-95/4400**

**Back panel with inlet valve**

**Plaque arrière avec admission**

Illustration Issue Month Year  
Schéma Issue Month Year  
**100342 5 5 1998**

Item Article	Qua Qua	Art.No Réf. article	Description	Description	Info Info	Notes Remarques
<b>1</b>	1	<b>472 6384-05</b>	Valve plate	Plaque de soupape	3	2 WATER INLET
	1	<b>472 6384-06</b>	Valve plate	Plaque de soupape	3	3 WATER INLET
<b>2</b>	12	<b>725 2368-51</b>	Screw	Vis	3	M6X16
<b>3</b>	12	<b>732 2116-01</b>	Locking nut	Contre-écrou	3	M6
<b>4</b>	2	<b>472 6366-03</b>	Bracket	Support de montage	3	1 1/4"VALVE FOR
<b>5</b>	2	<b>471 8210-32</b>	Valve	Soupape	1,2	50Hz See group US8125
	2	<b>471 8210-31</b>	Valve	Soupape	1,2	60Hz See group US8125
<b>6</b>	2	<b>472 6375-02</b>	Hose nipple	Mamelon de flexible	3	1 1/4"
<b>7</b>	1	<b>472 6375-04</b>	Hose nipple	Mamelon de flexible	3	1 1/4", 3 WATER INLET
<b>8</b>	1	<b>472 6394-01</b>	Hose	Flexible	1	1 1/4" 1 1/4"VALVE
<b>9</b>	1	<b>471 6395-01</b>	Hose	Flexible	1	1 1/4"
<b>10</b>	4	<b>736 2828-51</b>	Hose clamp	Attache flexible	3	
<b>11</b>	1	<b>471 4362-02</b>	Siphon breaker	Rupteur de siphon	1	1 1/4"VALVES
<b>12</b>	1	<b>471 2418-17</b>	Hose	Flexible	1	
<b>13</b>	2	<b>736 2849-51</b>	Hose clamp	Attache flexible	3	Ø77-93
<b>14</b>	1	<b>471 4007-39</b>	Manifold	Collecteur	3	3 WATER INLET
<b>15</b>	1	<b>471 2704-01</b>	Hose	Flexible	1	3 WATER INLET
<b>16</b>	1	<b>736 2840-51</b>	Hose clamp	Attache flexible	3	Ø50-63 3 WATER INLET
<b>17</b>	2	<b>472 6365-03</b>	T-pipe	Tube en T	3	1 1/4"VALVES
<b>18</b>	1	<b>471 8235-01</b>	Valve	Soupape	1,2	See group US8111
	1	<b>471 8235-09</b>	Valve	Soupape	1,2	208-240V 60Hz 2-way See group US8111
<b>19</b>	1	<b>471 8236-01</b>	Valve	Soupape	1,2	208-240V 50Hz 3-way See group US8113
	1	<b>471 8236-07</b>	Valve	Soupape	1,2	60Hz 3-way See group US8113
<b>20</b>	1	<b>471 2418-47</b>	Hose	Flexible	1	
<b>21</b>	2	<b>736 2816-51</b>	Hose clamp	Attache flexible	3	Ø13-19
<b>22</b>	3	<b>744 3117-05</b>	Filter	Filtre	1	1 1/4"VALVES
<b>23</b>	1	<b>741 5115-24</b>	Plug	Fiche	3	3/4" 3/4", 3 WATER INLET
<b>24</b>	1	<b>471 2418-34</b>	Connection	Flexible caoutchouc	3	
<b>25</b>	3	<b>725 2368-51</b>	Screw	Vis	3	M6X16
<b>26</b>	3	<b>732 2116-01</b>	Locking nut	Contre-écrou	3	M6



**EX-100 95/4401-,EX-100 HI-TEK 95/4401-**

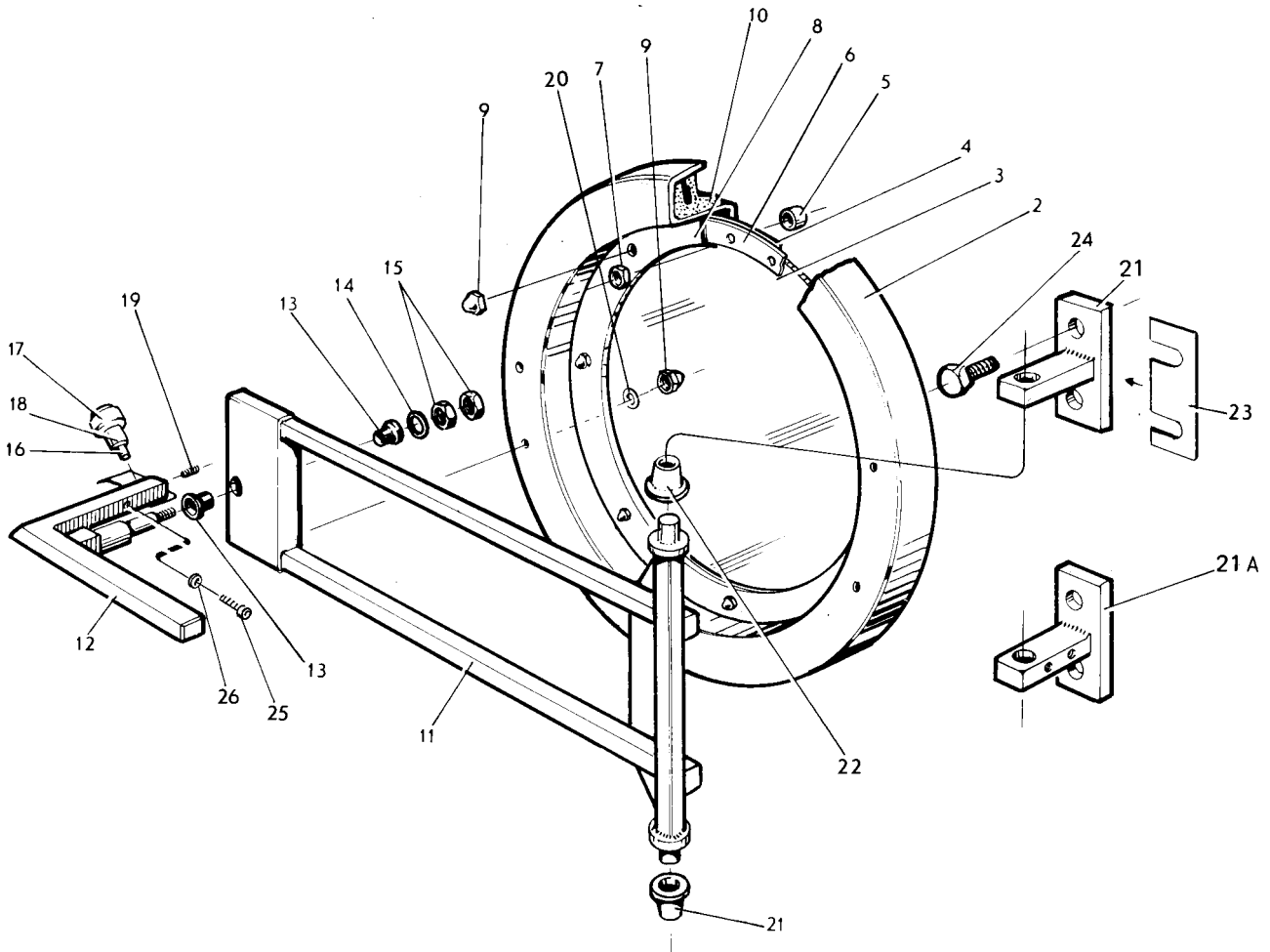
**Rear panel with inlet valves**

**Plaque arrière avec admission**

Illustration Issue Month Year  
Schéma Issue Month Year  
**101382 2 2 1996**

Item Article	Qua Qua	Art.No Réf. article	Description	Description	Info Info	Notes Remarques
<b>1</b>	1	<b>472 6384-12</b>	Valve plate	Plaque de soupape	3	2 WATER INLET
<b>3</b>	12	<b>725 2368-51</b>	Screw	Vis	3	M6X16
<b>4</b>	12	<b>732 2116-01</b>	Locking nut	Contre-écrou	3	M6
<b>5</b>	2	<b>472 6366-03</b>	Bracket	Support de montage	3	1 1/4"VALVE
<b>6</b>	2	<b>471 8210-32</b>	Valve	Soupape	1,2	50Hz See group US8125
	2	<b>471 8210-32</b>	Valve	Soupape	1,2	50Hz See group US8125
<b>7</b>	2	<b>472 6375-02</b>	Hose nipple	Mamelon de flexible	3	1 1/4"
<b>8</b>	1	<b>472 6394-02</b>	Hose	Flexible	3	
<b>9</b>	1	<b>471 6395-02</b>	Hose	Flexible	3	
<b>10</b>	4	<b>736 2828-51</b>	Hose clamp	Attache flexible	3	
<b>11</b>	1	<b>471 4362-02</b>	Siphon breaker	Rupteur de siphon	3	1 1/4"VALVES
<b>12</b>						Not used
<b>13</b>	4	<b>736 2849-51</b>	Hose clamp	Attache flexible	3	Ø77-93 3 WATER INLET
<b>14</b>	1	<b>438 4866-01</b>	Manifold	Collecteur	3	
<b>15</b>	1	<b>438 0246-01</b>	Hose	Flexible	3	3 WATER INLET
<b>16</b>	2	<b>736 2837-51</b>	Hose clamp	Attache flexible	3	Ø48-54 3 WATER INLET
<b>17</b>	2	<b>472 6365-03</b>	T-pipe	Tube en T	3	1 1/4"VALVES
<b>18</b>	1	<b>471 8235-01</b>	Valve	Soupape	1,2	See group US8111
	1	<b>471 8235-09</b>	Valve	Soupape	1,2	208-240V 60Hz 2-way See group US8111
<b>19</b>	1	<b>471 8236-01</b>	Valve	Soupape	1,2	208-240V 50Hz 3-way See group US8113
	1	<b>471 8236-07</b>	Valve	Soupape	1,2	60Hz 3-way See group US8113
<b>20</b>	1	<b>471 2418-47</b>	Hose	Flexible	1	
<b>21</b>	2	<b>736 2816-51</b>	Hose clamp	Attache flexible	3	Ø13-19
<b>22</b>	2	<b>744 3117-06</b>	Filter	Filtre	1	R 1 1/4"
<b>23</b>	1	<b>741 5215-25</b>	Plug	Fiche	3	
<b>24</b>	1	<b>471 4349-08</b>	Rear plate	Panneau arrière	3	3 WATER INLET

1



100343

Issue	Month	Year
04	01	96



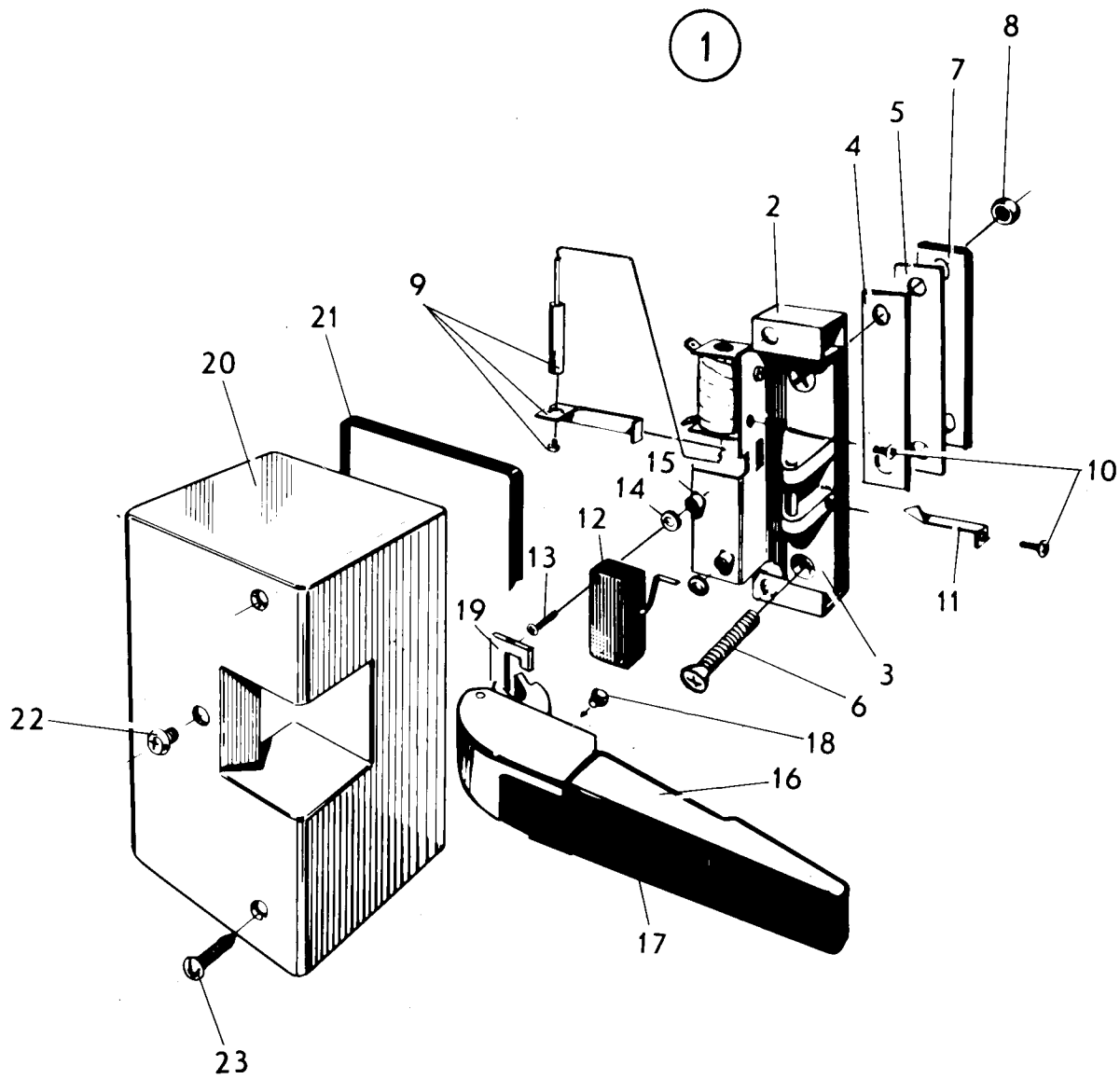
**EX-100 95/4401-,EX-100 HI-TEK 95/4401-**

**Door**

**Plaque**

Illustration Issue Month Year  
Schéma Issue Month Year  
**100343 3 2 1996**

Item Article	Qua Qua	Art.No Réf. article	Description	Description	Info Info	Notes Remarques
<b>1</b>	1	<b>471 6750-99</b>	Door	Plaque	1	CONVERSIONKIT -76/01465
	1	<b>471 2461-24</b>	Door	Plaque	1	Complete 76/01466-
<b>2</b>	1	<b>471 5516-00</b>	•Door ring	•Anneau de la porte	1	
<b>3</b>	1	<b>471 4605-14</b>	Door glass	Vitre de la porte	1,2	
<b>4</b>	1	<b>471 5511-01</b>	•Seal	•Joint	1,2	
<b>5</b>	8	<b>471 5523-00</b>	•Spacer	•Entretoise	1	
<b>6</b>	2	<b>438 4832-01</b>	Washer	Rondelle	1	
<b>7</b>	8	<b>731 2316-42</b>	•Nut	•Écrou	3	M6
<b>8</b>	1	<b>471 5525-00</b>	•Ring	•Anneau	1,2	
<b>9</b>	12	<b>732 3116-14</b>	•Nut	•Écrou	3	M6
<b>10</b>	1	<b>471 5631-00</b>	•Door gasket	•Joint de la porte	1,2	
	1	<b>471 5631-01</b>	•Door gasket	•Joint de la porte	1,2	"WHITE SPIRIT-"MACHINE
<b>11</b>	1	<b>471 2461-34</b>	•Bracket	•Pupitre	3	
<b>12</b>	1	<b>471 2461-28</b>	•Handle	•Poignée	1,2	
<b>13</b>	2	<b>471 9228-98</b>	•Bearing	•Coussinet	1,2	
<b>14</b>	1	<b>471 2461-40</b>	•Washer	•Rondelle	1,2	
<b>15</b>	2	<b>731 2320-42</b>	•Nut	•Écrou	1,2	M10
<b>16</b>	1	<b>471 2461-25</b>	•Pin	•Goupille	1,2	
<b>17</b>	1	<b>471 9228-97</b>	•Bearing	•Coussinet	1,2	
<b>18</b>	1	<b>471 2461-27</b>	•Pipe	•Tube	1,2	
<b>19</b>	1	<b>728 8445-01</b>	•Screw	•Vis	1,2	SK6SS 8X10
<b>20</b>	4	<b>734 1153-09</b>	•Washer	•Rondelle	1,2	BRB 6,4X12
<b>21</b>	1	<b>471 2461-41</b>	Bracket	Support de montage	1,2	
<b>21A</b>	1	<b>471 2461-41</b>	Bracket	Support de montage	3	-95/4400
	1	<b>472 9375-04</b>	Bracket	Support de montage	3	95/4401-
<b>22</b>	2	<b>471 9209-24</b>	Bearing	Coussinet	1,2	
<b>23</b>	4	<b>471 2418-14</b>	Plate	Plaque	1,2	
<b>24</b>	4	<b>471 9100-44</b>	Screw	Vis	3	M12X50
<b>25</b>	1	<b>724 1329-01</b>	Screw	Vis	1,2	M5X16
<b>26</b>	1	<b>731 2314-01</b>	Nut	Écrou	1	M5



100344

Issue	Month	Year
02	10	90

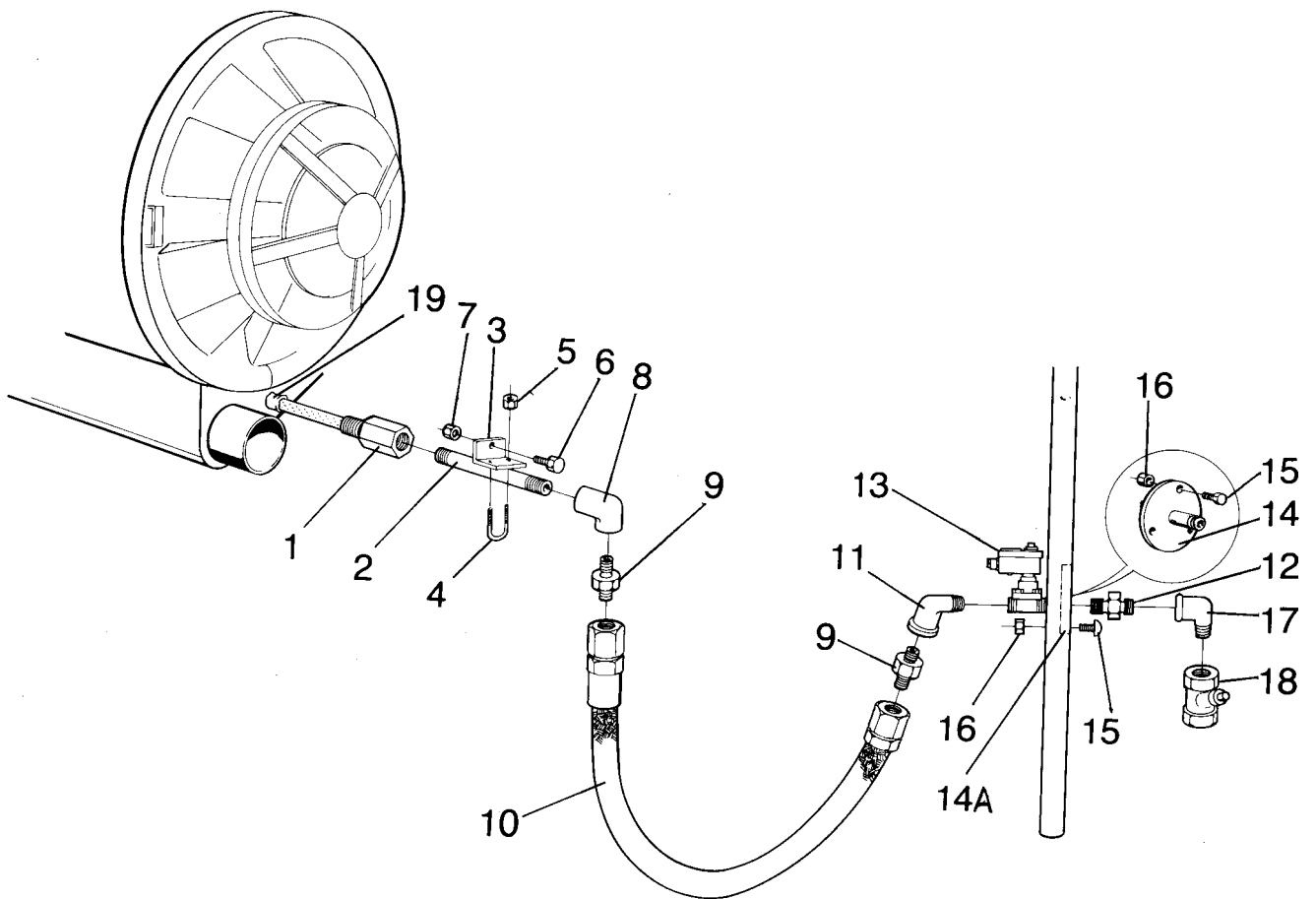
**EX-100 -76/1465,EX-100 HI-TEK -76/1465**

**Door lock**

**Serrure de porte**

Illustration Issue Month Year  
Schéma Issue Month Year  
**100344 3 5 1991**

Item Article	Qua Qua	Art.No Réf. article	Description	Description	Info Info	Notes Remarques
1	1	471 2434-21	Door locking device	Serrure de porte	1,2	Complete -76/29/01465
2	1	471 2435-80	•Mounting plate	•Plaque de montage	1	
3	1	471 2436-61	•Lock catch	•Ergot de verrouillage	1,2	
4	1	471 2442-48	•Bracket	•Support de montage	1	
5	5	471 2426-22	•Spacer	•Entretoise	1	
6	2	471 9203-19	•Screw	•Vis		FX 6X35
7	1	471 2442-49	•Bracket	•Support de montage	1	
8	4	471 9015-68	•Nut	•Écrou	3	M6
9	1	471 2448-98	•Coil	•Bobine	1,2	50/60Hz Complete
10	3	471 9016-88	•Screw	•Vis	3	RX 3X4
11	1	471 2436-65	•Spring	•Ressort	1,2	
12	1	471 2438-51	•Microswitch	•Microrupteur	1,2	
13	2	471 9102-45	•Screw	•Vis	1,2	RX 3X20
14	2	471 2436-63	•Washer	•Rondelle	1,2	
15	2	471 2436-64	•Nut	•Écrou	1	
16	1	471 9069-74	•Lock handle	•Poignée verrouillage	1,2	
17	1	471 9202-62	•Cover	•Couvercle	1	
18	4	471 9016-26	•Screw	•Vis	1	FX 4X8
19	1	471 2440-90	•Washer	•Rondelle	1,2	
20	1	471 2425-81	•Cover	•Couvercle	3	
21	1	471 2426-23	•Rubber strip	•Joint caoutchouc	1	
22	1	471 9021-31	•Screw	•Vis	3	RX 6X8
23	2	471 9221-46	•Screw	•Vis	3	KFXB 8X19



100345

Issue	Month	Year
01	05	88

**EX-100 -76/1465,EX-100 HI-TEK -76/1465**

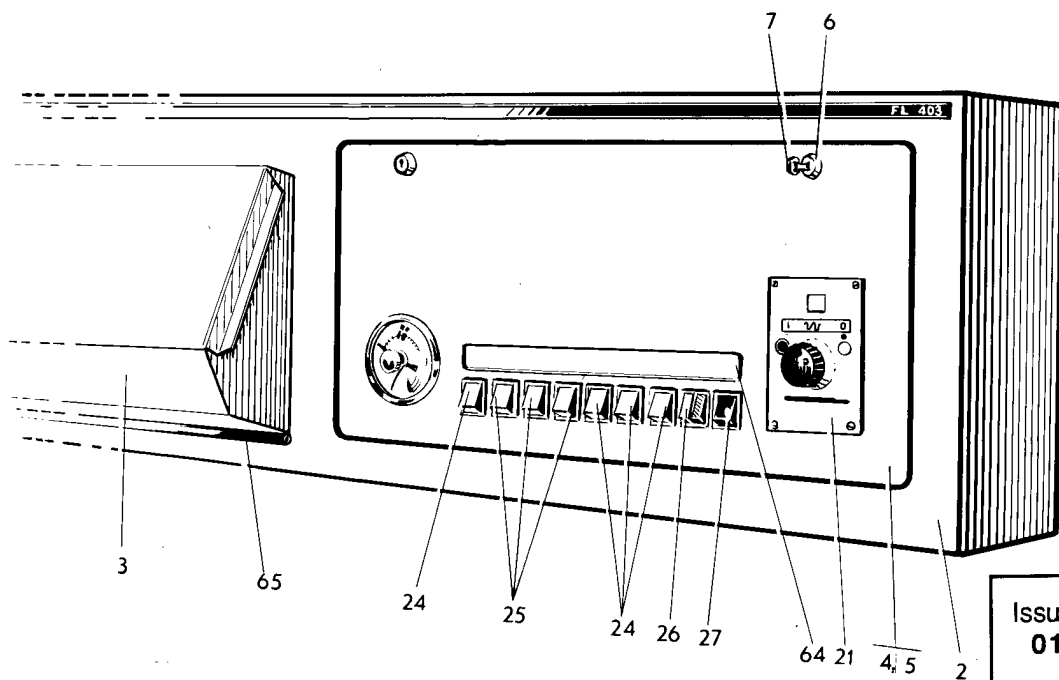
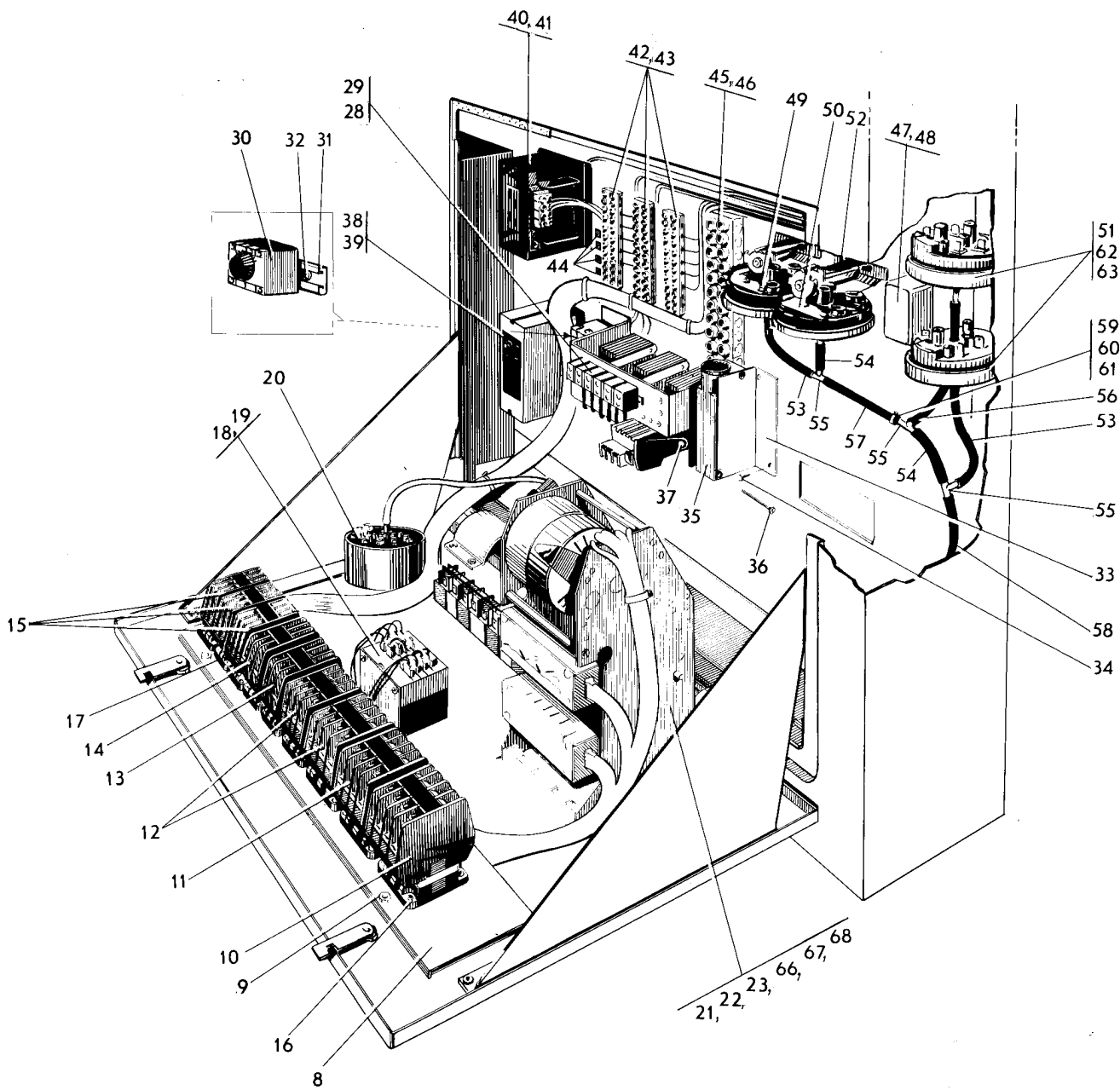
**Steam components**

Illustration Issue Month Year  
Schéma Issue Month Year  
**100345 7 10 1995**

**Composants**

Item Article	Quantity Quantité	Art.No Réf. article	Description	Description	Info Info	Notes Remarques
			EX-100			
			EX-100 HI-TEK			
			Steam components	Composant vapeur		HIGH PRESSURE 3-10 BAR
			Steam components	Composant vapeur		LOW PRESSURE 0-3 BAR
1	1	471 2442-53	•Injector	•Injecteur	1,2	
	1	471 5617-00	•Injector	•Injecteur	1,2	1 1/4"
2	1	471 2436-53	•Pipe	•Tube	1	
	1	471 8608-04	•Pipe	•Tube	1	
3	1	471 2436-51	•Bracket	•Support de montage	3	
	1	471 2468-97	•Bracket	•Support de montage	3	
4	1	471 7858-04	•Clamp	•Attache	3	
	1	471 2468-99	•Clamp	•Attache	3	
5	2	732 2118-01	•Locking nut	•Contre-écrou	3	M8
6	1	725 2540-51	•Screw	•Vis	3	M12X40
7	1	732 2122-01	•Locking nut	•Contre-écrou	3	M12
8	1	742 1115-20	•Elbow pipe	•Tube en V	3	90°
	1	471 9209-74	•Elbow pipe	•Tube en V	3	90°R1 1/4"
9	2	471 9219-38	•Nipple	•Raccord	1	3/4"
	2	471 9228-03	•Nipple	•Raccord	1	1 1/4"
10	1	471 9217-61	•Hose	•Flexible	1,2	3/4"
	1	471 9228-02	•Hose	•Flexible	1,2	1 1/4"
11	1	471 9030-35	•Elbow pipe	•Tube en V	3	3/4"
	1	471 9209-46	•Elbow pipe	•Tube en V	3	1 1/4"
12	1	741 3117-32	•Nipple	•Raccord	1	R 1 1/4"
13	1	471 8218-02	•Valve	•Soupape	1,2	50/60Hz
	1	471 8232-11	Valve	Soupape	1,2	AIR CONTROLLED
	1	471 9221-44	•Valve	•Soupape	1,2	1 1/4"50Hz
	1	471 9221-45	Valve	Soupape	1,2	1 1/4"60Hz
14	1	471 4647-46	•Mounting plate	•Plaque de montage	1	
14A	1	471 2468-95	•Valve mounting	•Montage des soupapes	1	
15	3	725 2368-51	•Screw	•Vis	3	M6X16
16	3	732 2116-01	•Locking nut	•Contre-écrou	3	M6
17	1	471 9030-35	•Elbow pipe	•Tube en V	3	3/4"
	1	471 9209-46	•Elbow pipe	•Tube en V	3	1 1/4"
18	1	744 3116-06	•Filter	•Filtre	1,2	1"
	1	744 3117-06	•Filter	•Filtre	1,2	R 1 1/4"
19	1	471 9209-10	•Bushing	•Douille	1	

1



100346

Issue	Month	Year
01	05	88

**EX-100 -81/2280,EX-100 HI-TEK -81/2280**

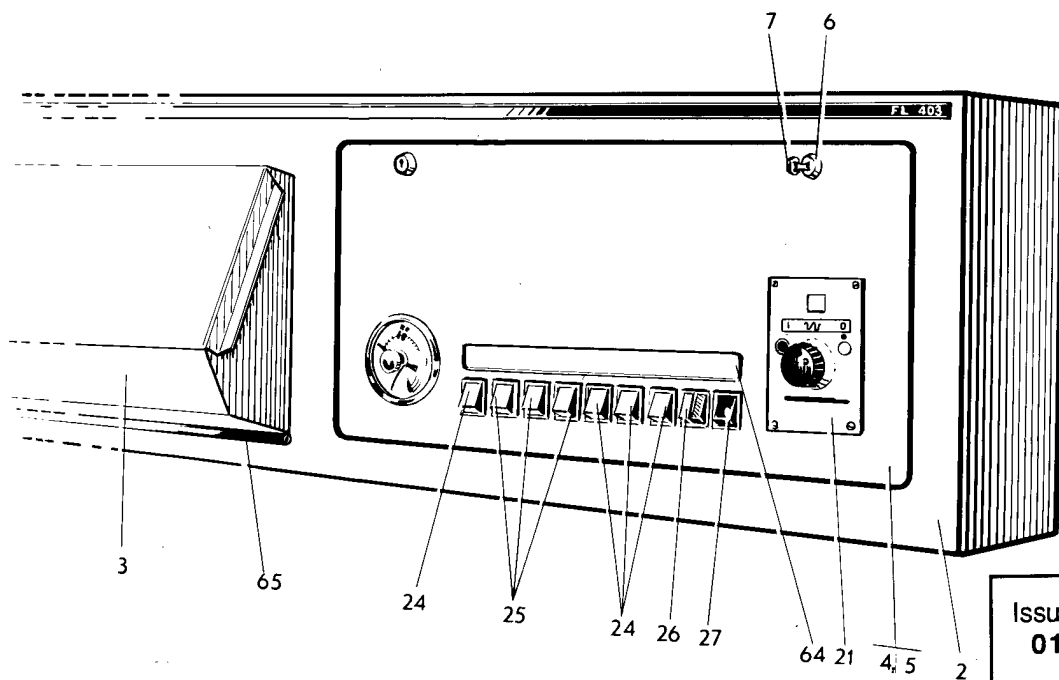
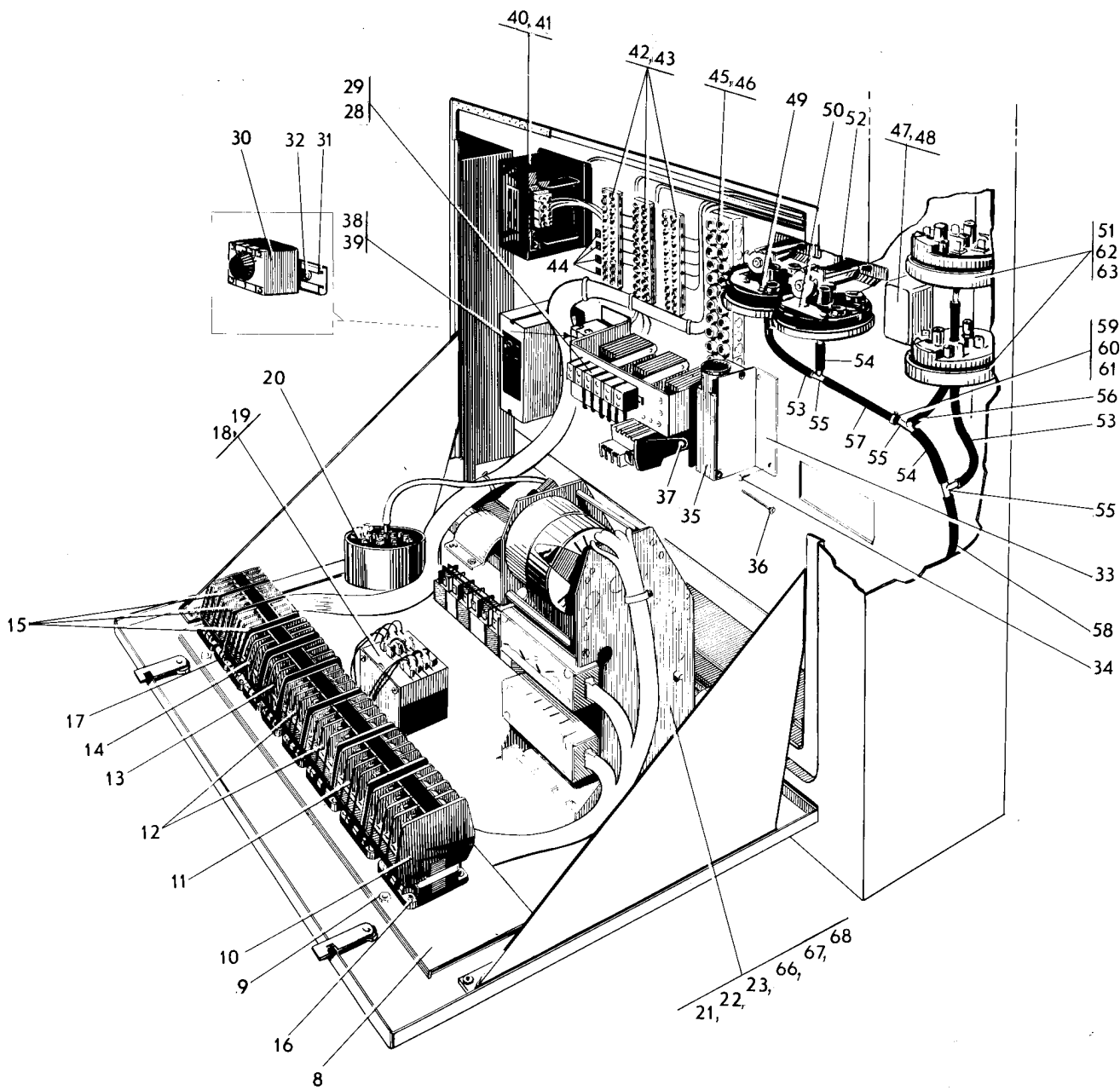
**Control unit**

**Unité de commande**

Illustration Issue Month Year  
Schéma Issue Month Year  
**100346 2 8 1991**

Item Article	Qua Qua	Art.No Réf. article	Description	Description	Info Info	Notes Remarques	
<b>1</b>	1	<b>471 2436-60</b>	Control unit	Unité de contrôle	3	220V 3AC 50Hz -77/1730	
	1	<b>471 2434-59</b>	Control unit	Unité de contrôle	3	220V 3AC 50Hz DS -77/1730	
	1	<b>471 4010-03</b>	Control unit	Unité de contrôle	3	220V 3AC 50Hz DS 77/1731-78/1830	
	1	<b>471 4007-33</b>	Control unit	Unité de contrôle	3	220V 3AC 50Hz DS 78/1831-81/2280	
	1	<b>471 2425-33</b>	Control unit	Unité de contrôle	3	380-415V3N~50Hz -77/1730	
	1	<b>471 2425-76</b>	Control unit	Unité de contrôle	3	380-415V3N~50Hz DS -77/1730	
	1	<b>471 4010-01</b>	Control unit	Unité de contrôle	3	77/1730-78/1830 380-415V 3N~ 50Hz	
	1	<b>471 4007-31</b>	Control unit	Unité de contrôle	3	78/1831-81/2280 380-415V 3N~ 50Hz	
	1	<b>471 2425-31</b>	Control unit	Unité de contrôle	3	208-240V 3AC 60Hz -77/1730	
	1	<b>471 2425-74</b>	Control unit	Unité de contrôle	3	08-240V 3~60Hz 2 DS -77/1705	
	1	<b>471 4010-02</b>	Control unit	Unité de contrôle	3	77/1706-78/1830 208-240V 3N~60Hz	
	1	<b>471 4007-32</b>	Control unit	Unité de contrôle	3	78/1831-81/2280 208-240V 3N~60Hz	
	<b>2</b>			•Control box	•Boîtier de contrôle	3	See illustr. 100348
	<b>3</b>	1		•Detergent container	•Compartiment à savon	1	See illustr. 100349
<b>4</b>	1	<b>471 2425-34</b>	•Control unit	•Unité de commande	3	380-415/220V 3N~50Hz	
	1	<b>471 2425-75</b>	•Control unit	•Unité de commande	3	380-415/220V 3N~50Hz DS	
	1	<b>471 2425-32</b>	•Control unit	•Unité de commande	3	208-240V 3AC 60Hz	
	1	<b>471 2425-73</b>	•Control unit	•Unité de commande	3	08-240V 3~60Hz 2 DS	
<b>6</b>	5	<b>471 2461-66</b>	••Control panel	••Pupitre de commande	3		
	2	<b>471 7826-10</b>	••Lock	••Serrure	1		
<b>7</b>	2	<b>471 7826-20</b>	••Key	••Touche	1,2	FH025	
<b>8</b>	1	<b>471 2433-90</b>	••Mounting plate	••Plaque de montage	3		
<b>9</b>	5	<b>471 9038-08</b>	••Locking nut	••Contre-écrou	3	M4	
<b>10</b>	1	<b>471 9202-42</b>	••Contactor	••Relais	1,2	50Hz	
	1	<b>471 9067-55</b>	••Contactor	••Relais	1,2	60Hz	
<b>11</b>	1	<b>471 9005-63</b>	••Contactor	••Relais	1,2	50Hz	
	1	<b>471 9005-64</b>	••Contactor	••Relais	1,2	60Hz	
<b>12</b>	2	<b>471 9005-45</b>	••Contactor	••Relais	1,2	50Hz	
	2	<b>471 9005-62</b>	••Contactor	••Relais	1,2	60Hz	
<b>13</b>	1	<b>471 9005-46</b>	••Contactor	••Relais	1,2	50Hz	
	1	<b>471 9005-48</b>	••Contactor	••Relais	1,2	60Hz	
<b>14</b>	1	<b>471 9005-72</b>	••Contactor	••Relais	1,2	50Hz	
	1	<b>471 9005-71</b>	••Contactor	••Relais	1,2	60Hz	
<b>15</b>	3	<b>471 9005-47</b>	••Contactor	••Relais	1,2	50Hz -79/1955	
	3	<b>471 9606-01</b>	••Contactor	••Relais	1,2	50Hz 79/1956-	
	3	<b>471 9006-42</b>	••Contactor	••Relais	1,2	60Hz -79/1955	
	3	<b>471 9606-00</b>	••Contactor	••Relais	1,2	60Hz 79/1956-	
<b>16</b>	14	<b>471 9016-79</b>	••Screw	••Vis	1	TEKS B8X12	
<b>17</b>	12	<b>471 9103-08</b>	••Screw	••Vis	1	RXS-B8X16	
<b>18</b>	1	<b>471 2422-19</b>	••Reverser	••Inverseur	1,2	50Hz See group US8335	
	1	<b>471 2422-20</b>	••Reverser	••Inverseur	1,2	60Hz See group US8335	
<b>19</b>	2	<b>471 9102-44</b>	••Screw	••Vis	1	RXS-B8X8	
<b>20</b>	1	<b>472 9900-50</b>	••Thermometer	••Thermomètre	1,2		
	1	<b>471 8806-02</b>	•••Thermostat	•••Thermostat	1,2		
	1	<b>471 4658-39</b>	•••Cover plate	•••Plaque recouvrement	3		
	1	<b>471 8806-60</b>	•••Sensor unit	•••Bloc de détection	1,2		
	1	<b>740 4805-03</b>	•••O-ring	•••Joint torique	1,2		
	1	<b>471 2416-41</b>	•••Nipple	•••Raccord	1		
	1	<b>471 2416-42</b>	•••Nipple	•••Raccord	1		
	1	<b>471 2416-43</b>	•••Cone	•••Cône	1		

1



100346

Issue	Month	Year
01	05	88



**EX-100 -81/2280,EX-100 HI-TEK -81/2280**

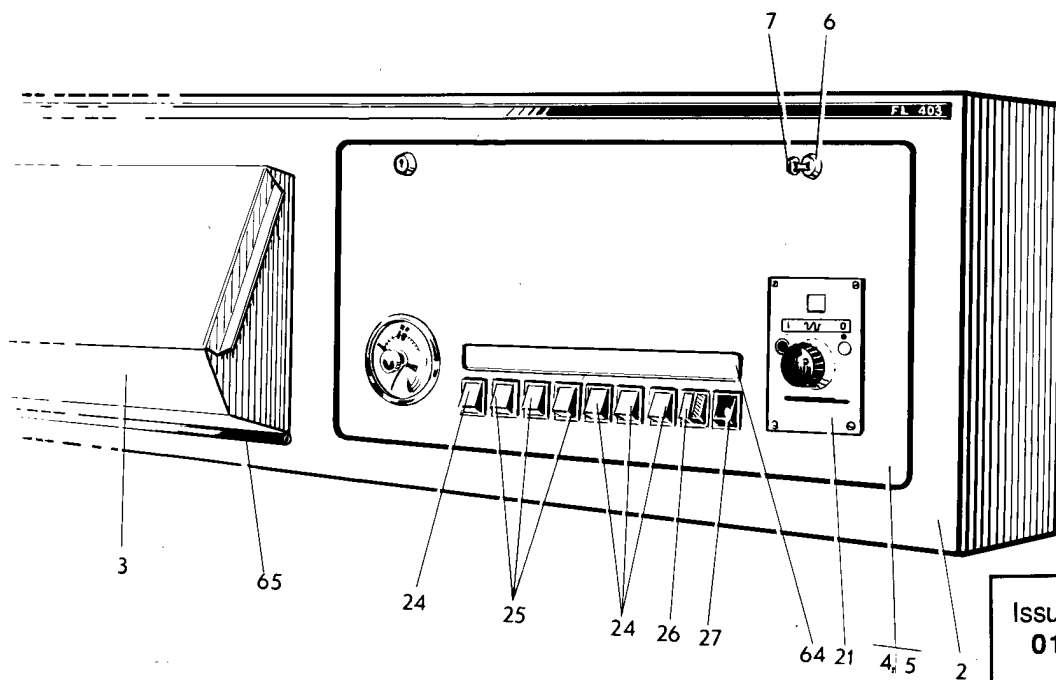
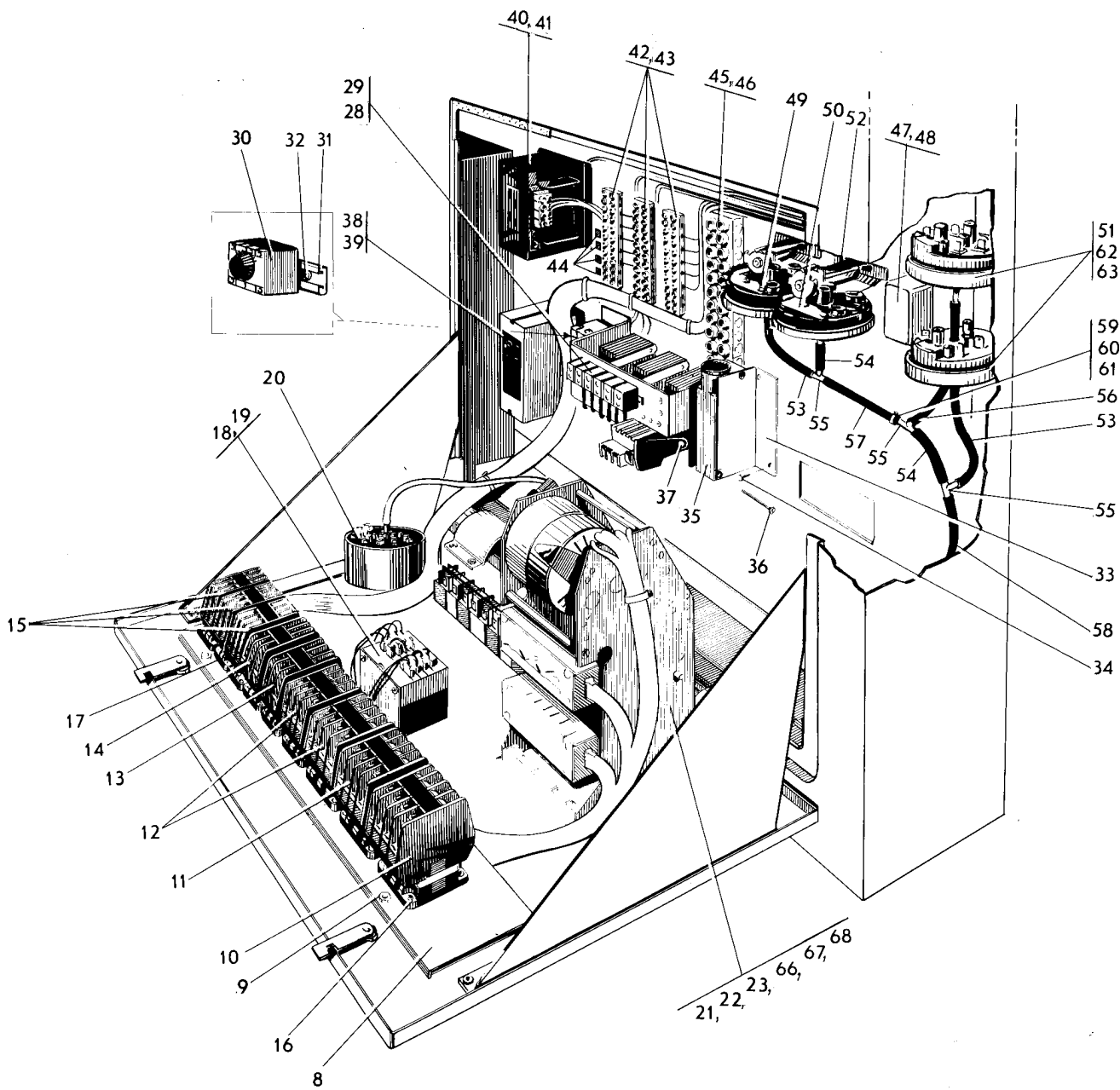
**Control unit**

**Unité de commande**

Illustration Issue Month Year  
Schéma Issue Month Year  
**100346 2 8 1991**

Item Article	Qua Qua	Art.No Réf. article	Description	Description	Info Info	Notes Remarques
21	1	471 9008-67	••Card programmer	••Programmateur cartes	1,2	50Hz See group US8337 -75/29/01315
	1	471 9207-07	••Card programmer	••Programmateur cartes	1,2	50Hz See group US8337 75/29/01316-
	1	471 9008-66	••Card programmer	••Programmateur cartes	1,2	60Hz See group US8337 -75/29/01315
	1	471 9207-08	••Card programmer	••Programmateur cartes	1,2	60Hz See group US8337 75/29/01316-
22	4	471 9103-25	••Screw	••Vis	3	RX 5X16
23	4	471 9103-23	••Locking nut	••Contre-écrou	3	M5
24	4	471 9070-10	••Switch	••Commutateur	1,2	2-POLE
25	3	471 9074-05	••Switch	••Commutateur	1,2	1-POLE WHITE
26	1	471 9074-07	••Switch	••Commutateur	1,2	1-POLE WITH YELLOW LAMP
27	1	471 9074-06	••Switch	••Commutateur	1,2	2-POLE WITH RED LAMP
28	1	471 9208-14	•Motor cover	•Protection du moteur	1,2	208-240V
	1	471 9208-13	•Motor cover	•Protection du moteur	1,2	380V
29	2	471 9103-08	•Screw	•Vis	3	RXS-B8X16
30	1	471 9226-97	•Time relay	•Relais temporisé	1,2	50/60Hz
31	1	471 2464-68	•Rail	•Support	3	
32	2	471 9103-08	•Screw	•Vis	3	RXS-B8X16
33	1	471 2426-48	•Bracket	•Pupitre	3	
34	2	471 9103-08	•Screw	•Vis	3	RXS-B8X16
35	1	471 9069-87	•Safety switch	•Disjoncteur protection	1,2	
36	2	471 9103-04	•Screw	•Vis	3	RX4X40
37	2	471 9038-08	•Locking nut	•Contre-écrou	3	M4
38	1	471 9202-09	•Speed control	•Contrôle vitesse	1,2	RECEIVER
39	4	471 9103-08	•Screw	•Vis	3	RXS-B8X16
40	1	471 9043-53	•Transformer	•Transformateur	1,2	220/24V
41	4	471 9103-08	•Screw	•Vis	3	RXS-B8X16
42	36	471 9005-85	•Terminal connection	•Bloc de connexion	1	1-POLE
43	6	471 9017-13	•Screw	•Vis	3	RXS-B4X16
44	4	471 9204-92	•Diode	•Diode	1,2	-78/1805
	1	471 9223-92	•Rectifier	•Redresseur	1,2	78/1806-
45	1	471 9202-35	•Terminal connection	•Bloc de connexion	3	12-POLE
46	2	471 9040-87	•Screw	•Vis	3	RXS-B8X25
47	1	471 9010-70	•Buzzer	•Console	1	
48	2	471 9070-13	•Screw	•Vis	3	RXS-B4X16
49	1	471 9070-88	•Level control	•Réglage de niveau	1,2	-77/1605
50	1	471 9007-94	•Level control	•Réglage de niveau	1,2	-77/1605
	1	471 8860-08	•Level control	•Réglage de niveau	1,2	77/1606-
	1	471 2077-02	•Angle	•Coude	3	77/1606-
	1	471 2425-28	•Hose	•Flexible	1,2	L=1500 77/1606-
51	2	471 8860-11	•Level control	•Réglage de niveau	1,2	
52	4	471 9070-13	•Screw	•Vis	3	RXS-B4X16
53	2	471 2442-42	•Hose	•Flexible	1,2	L=120 L=120
54	2	471 2093-88	•Hose	•Flexible	1,2	L=40
55	3	471 2265-69	•T-pipe	•Tube en T	1	
56	1	471 2088-92	•Hose	•Flexible	1,2	L=200
57	1	471 2442-41	•Hose	•Flexible	1,2	L=70 L=70 -77/1605
58	2	471 2425-28	•Hose	•Flexible	1,2	L=1500
59	11	471 9004-75	•Bracket	•Support de montage	1	
60	11	471 9005-61	•Clamp	•Attache	1,2	
61	11	471 9103-08	•Screw	•Vis	3	RXS-B8X16
62	2	471 2436-73	•Bracket	•Pupitre	3	
63	2	471 9061-12	•Screw	•Vis	3	3,5X8
64	1	471 2458-00	•Sign	•Signe	3	SWEDISH
	1	471 2458-01	•Sign	•Signe	3	ENGLISH
	1	471 2458-02	•Sign	•Signe	3	GERMAN
	1	471 2458-03	•Sign	•Signe	3	ITALIAN

1



100346

Issue	Month	Year
01	05	88

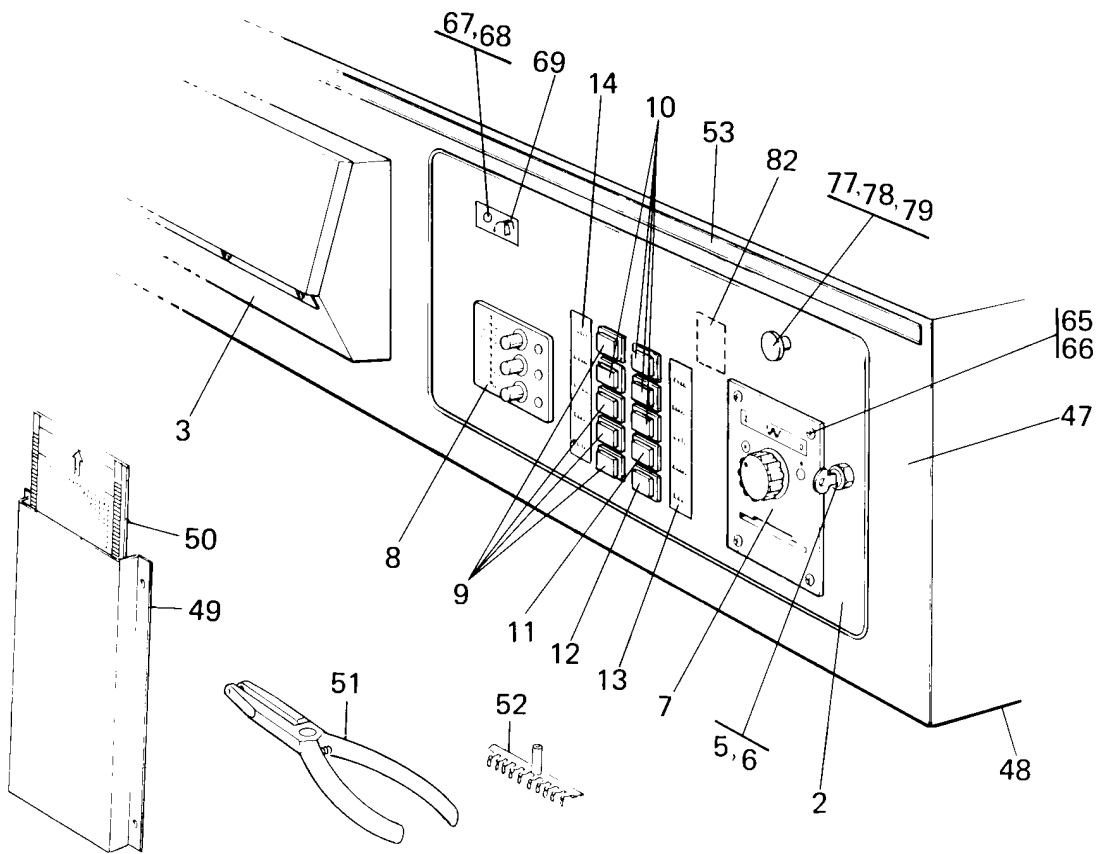
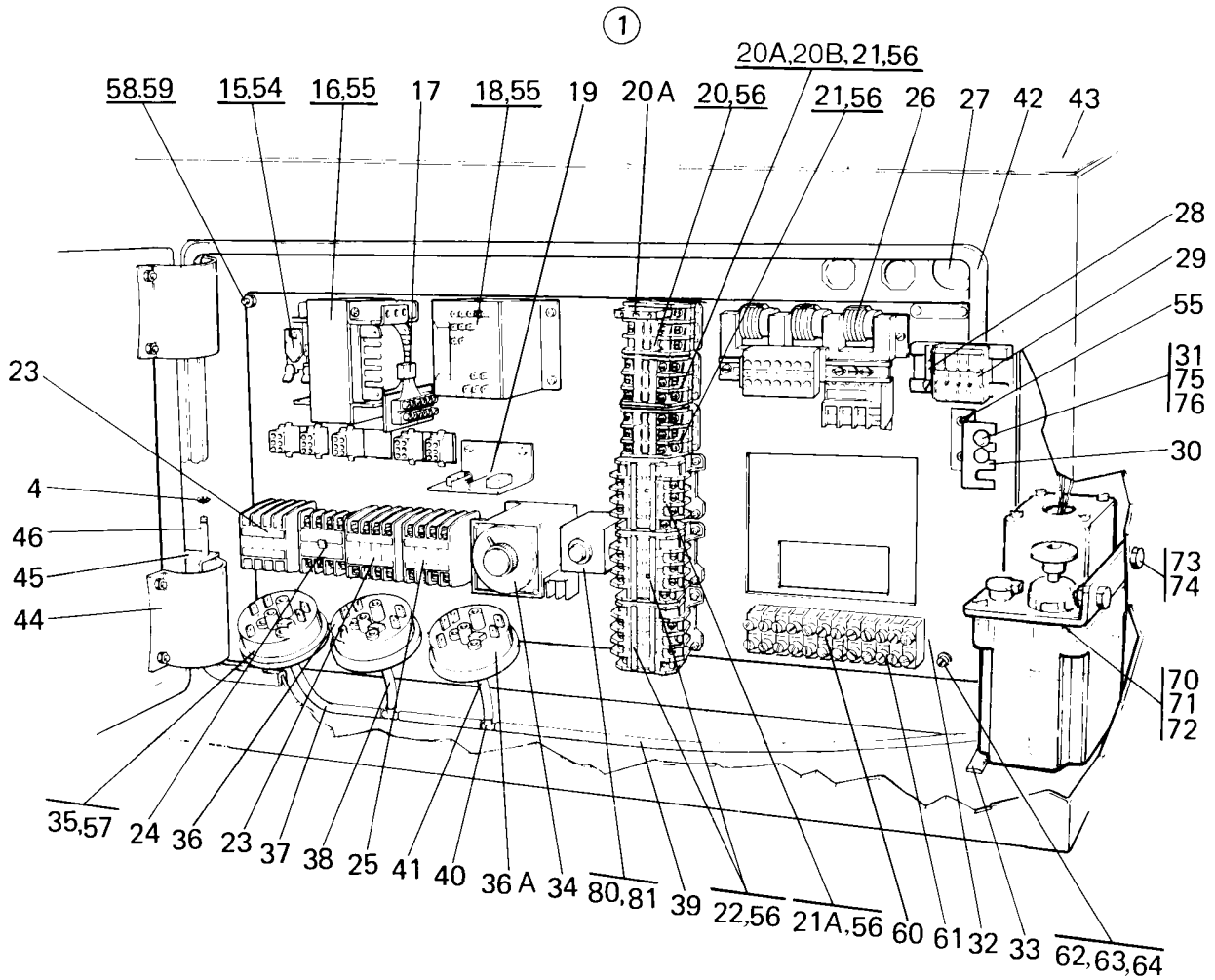
**EX-100 -81/2280,EX-100 HI-TEK -81/2280**

**Control unit**

**Unité de commande**

Illustration	Issue	Month	Year
Schéma	Issue	Month	Year
<b>100346</b>	<b>2</b>	<b>8</b>	<b>1991</b>

Item Article	Qua Qua	Art.No Réf. article	Description	Description	Info Info	Notes Remarques
	1	<b>471 2458-04</b>	•Sign	•Signe	3	DANISH
	1	<b>471 2458-05</b>	•Sign	•Signe	3	NORWEGIAN
	1	<b>471 2458-06</b>	•Sign	•Signe	3	FINNISH
	1	<b>471 2458-07</b>	•Sign	•Signe	3	DUTCH
	1	<b>471 2458-08</b>	•Sign	•Signe	3	FRENCH
<b>65</b>	1	<b>471 2460-10</b>	•Gasket	•Joint	1,2	-78/1755
<b>66</b>		<b>471 9200-78</b>	Program card	Carte programme	1,2	AS120
<b>67</b>		<b>471 9008-30</b>	Program card	Carte programme	1,2	AS80
<b>68</b>	1	<b>471 9008-35</b>	Pliers	Pince	1,2	FOR PROGRAMME CARD



Issue	Month	Year
07	02	95

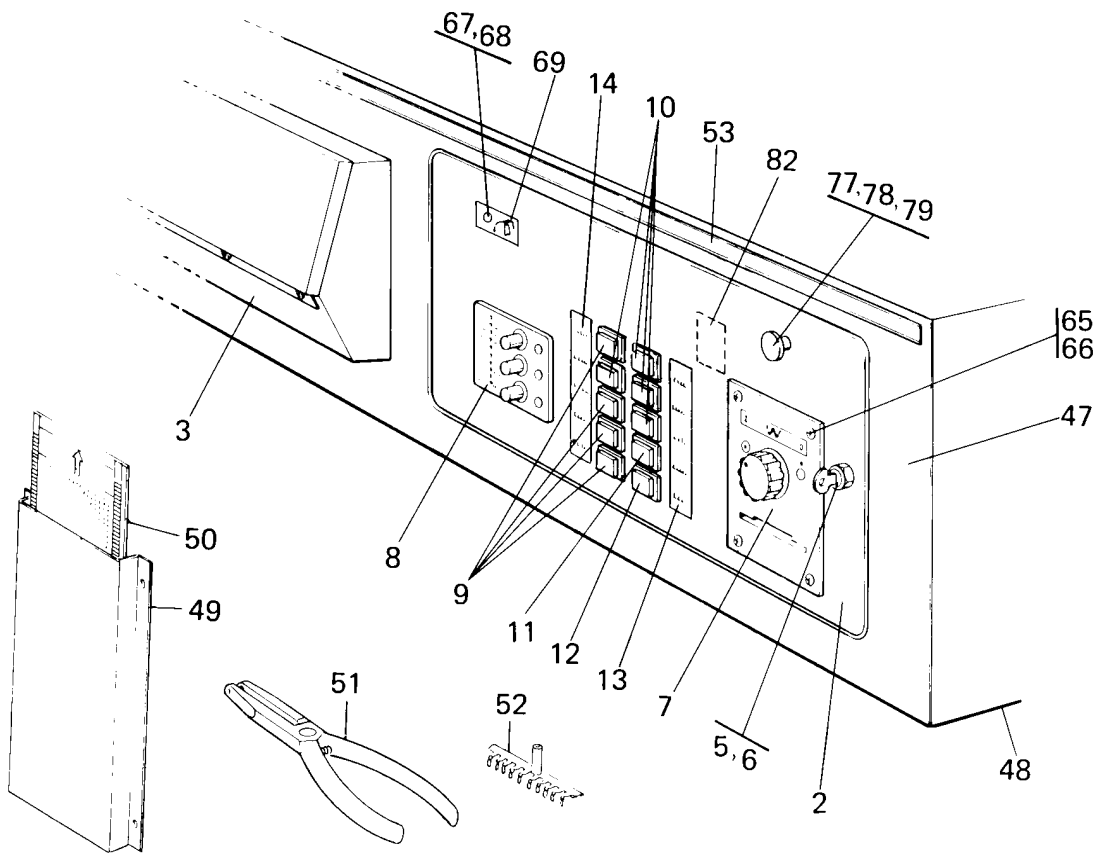
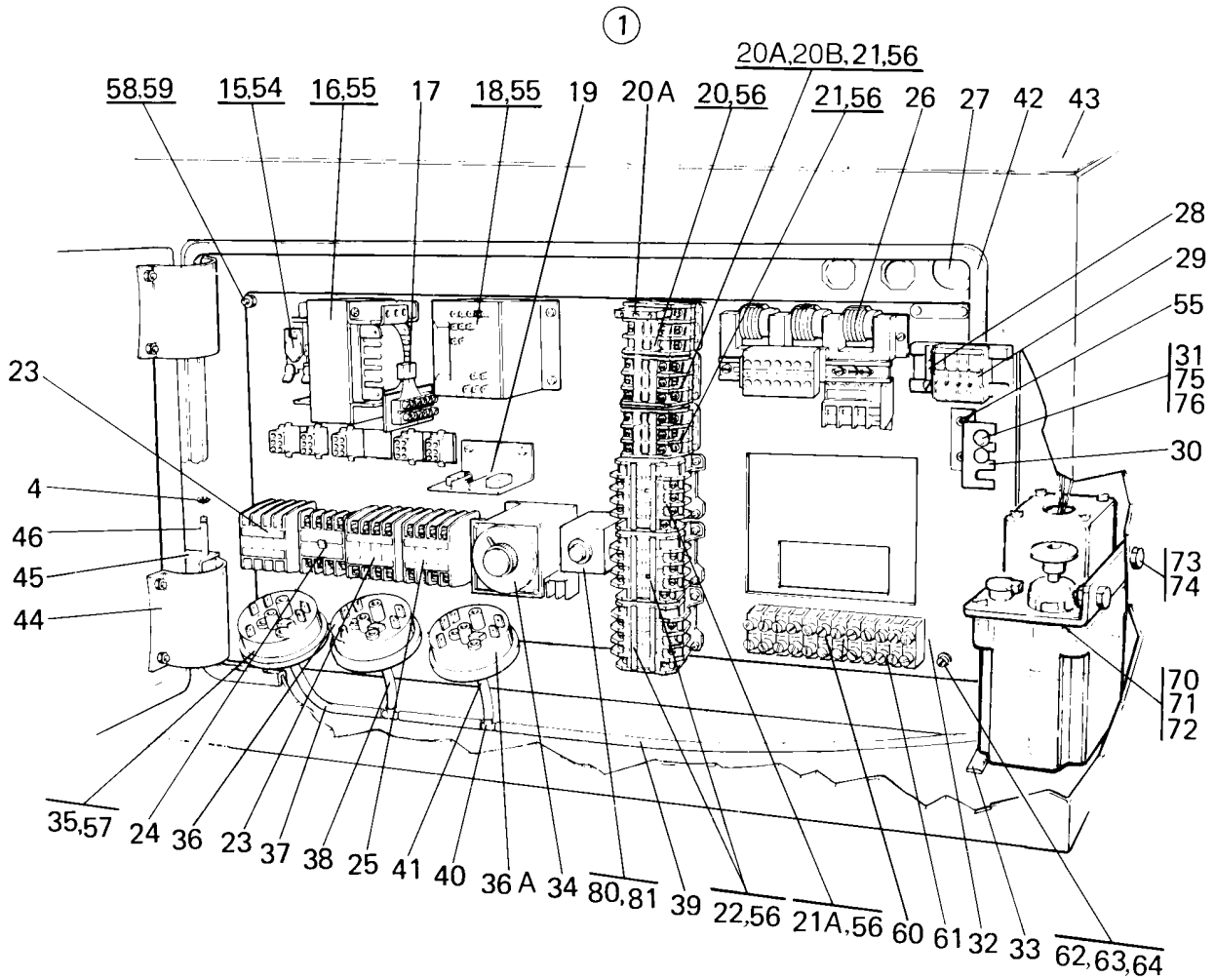
**EX-100 81/2281-95/4400,EX-100 HI-TEK 81/2281-95/4400**

**Control unit**

**Unité de commande**

Illustration Issue Month Year  
Schéma Issue Month Year  
**100347 8 2 1996**

Item Article	Qua Qua	Art.No Réf. article	Description	Description	Info Info	Notes Remarques
<b>1</b>	1	<b>471 4319-12</b>	Control unit	Unité de contrôle	3	208-240V3~60Hz
	1	<b>471 4319-13</b>	Control unit	Unité de contrôle	3	220V 3~50Hz
	1	<b>471 4319-11</b>	Control unit	Unité de contrôle	3	380-415V 3N~50Hz
	1	<b>471 4319-15</b>	Control unit	Unité de contrôle	3	220-380V 3~50Hz
	1	<b>471 4319-16</b>	Control unit	Unité de contrôle	3	380V 3N~60Hz
<b>2</b>	1	<b>471 4189-02</b>	•Door	•Plaque		Brown -87/03195
	1	<b>471 4189-03</b>	•Door	•Plaque	3	Graphite grey 87/03196-90/3868
	1	<b>471 4189-08</b>	•Door	•Plaque	3	Graphite grey 90/3869-
	1	<b>471 4189-23</b>	•Door	•Plaque	3	Graphite grey WITH SWITCHES See illustr. 100357
<b>3</b>	1	<b>471 4109-79</b>	•Dispenser	•Distributeur		
<b>4</b>	1	<b>735 3108-21</b>	•Locking washer	•Laveuse	3	4
<b>5</b>	1	<b>471 9209-09</b>	•Lock	•Serrure	1	
<b>6</b>	1	<b>471 9209-21</b>	•Key	•Touche	1,2	
<b>7</b>	1	<b>471 9207-07</b>	•Card programmer	•Programmateur cartes	1,2	50Hz -8142280, See group US8337
	1	<b>471 9207-08</b>	•Card programmer	•Programmateur cartes	1,2	60Hz See group US8337 -81/2280
	1	<b>471 9219-15</b>	•Card programmer	•Programmateur cartes	1,2	50Hz See group US8337 81/2281-
	1	<b>471 9223-72</b>	•Card programmer	•Programmateur cartes	1,2	60Hz See group US8337 81/2281-
<b>8</b>	1	<b>471 9070-87</b>	•Thermostat	•Thermostat	1,2	-81/2280
	1	<b>471 8806-02</b>	•Thermostat	•Thermostat	1,2	81/2281-
<b>9</b>	4	<b>471 9226-68</b>	•Pushbutton	•Bouton-poussoir	1,2	
<b>10</b>	4	<b>471 9226-66</b>	•Pushbutton	•Bouton-poussoir	1,2	
<b>11</b>	1	<b>471 9226-67</b>	•Pushbutton	•Bouton-poussoir	1,2	Yellow
<b>12</b>	1	<b>471 9610-17</b>	•Pushbutton	•Bouton-poussoir	1,2	
<b>13</b>	1	<b>472 6306-66</b>	•Sign	•Signe	3	SYMBOLS
<b>14</b>	1	<b>472 6306-63</b>	•Sign	•Signe	3	SYMBOLS,HEATED
	1	<b>472 6306-64</b>	•Sign	•Signe	3	SYMBOLS,NON-HEATED
<b>15</b>	1	<b>471 9651-50</b>	•Buzzer	•Console	1	208-240V
<b>16</b>	1	<b>471 9043-53</b>	•Transformer	•Transformateur	1,2	220/24V
<b>17</b>	1	<b>471 9223-92</b>	•Rectifier	•Redresseur	1,2	
<b>18</b>	1	<b>471 2422-19</b>	•Reverser	•Inverseur	1,2	50Hz
	1	<b>471 2422-20</b>	•Reverser	•Inverseur	1,2	60Hz
	1	<b>471 9056-91</b>	••Motor	••Moteur	1,2	OLD TIMER 220V 50Hz
	1	<b>471 9056-92</b>	••Motor	••Moteur	1,2	OLD TIMER 208-240V 60Hz
<b>19</b>	1	<b>471 4316-01</b>	•Out of balance switch	•Commutateur asymétrique	1,2	
<b>20</b>	1	<b>438 9636-03</b>	•Contactor	•Relais	1,2	60Hz, K3-10 WASH
	1	<b>438 9636-02</b>	•Contactor	•Relais	1,2	50Hz, K3-10 WASH
	1	<b>767 5104-12</b>	•Contactor	•Relais	1,2	WASH
<b>20A</b>	3	<b>767 5101-92</b>	•Auxiliary contact	•Contact de secours	1,2	Green
<b>20B</b>	3	<b>767 5102-92</b>	•Auxiliary contact	•Contact de secours	1,2	Red
<b>21</b>	2	<b>438 9636-03</b>	•Contactor	•Relais	1,2	60Hz, K3-10 DISTRIBUTING
	2	<b>438 9636-02</b>	•Contactor	•Relais	1,2	50Hz, K3-10 DISTRIBUTING
<b>21A</b>	1	<b>767 5104-18</b>	•Contactor	•Relais	1,2	K2-30A, 50Hz
	1	<b>767 5103-18</b>	•Contactor	•Relais	1,2	K2-30A, 60Hz
	1	<b>767 5104-12</b>	•Contactor	•Relais	1,2	
	1	<b>767 5103-12</b>	•Contactor	•Relais	1,2	60Hz
	2	<b>767 5104-12</b>	•Contactor	•Relais	1,2	
<b>22</b>	2	<b>471 9638-14</b>	•Contactor	•Relais	1,2	50Hz
	2	<b>471 9638-13</b>	•Contactor	•Relais	1,2	60Hz
	2	<b>767 5103-12</b>	•Contactor	•Relais	1,2	60Hz
	2	<b>767 5122-00</b>	•Contactor	•Relais	1,2	50Hz
<b>23</b>	2	<b>767 5121-00</b>	•Contactor	•Relais	1,2	220/380V 60Hz
	2	<b>767 5121-00</b>	•Contactor	•Relais	1,2	208-230V 60Hz
<b>24</b>	1	<b>767 5151-00</b>	•Contactor 60Hz	•Relais,60Hz	1,2	
	1	<b>767 5152-00</b>	•Contactor	•Relais	1,2	50Hz



Issue	Month	Year
07	02	95

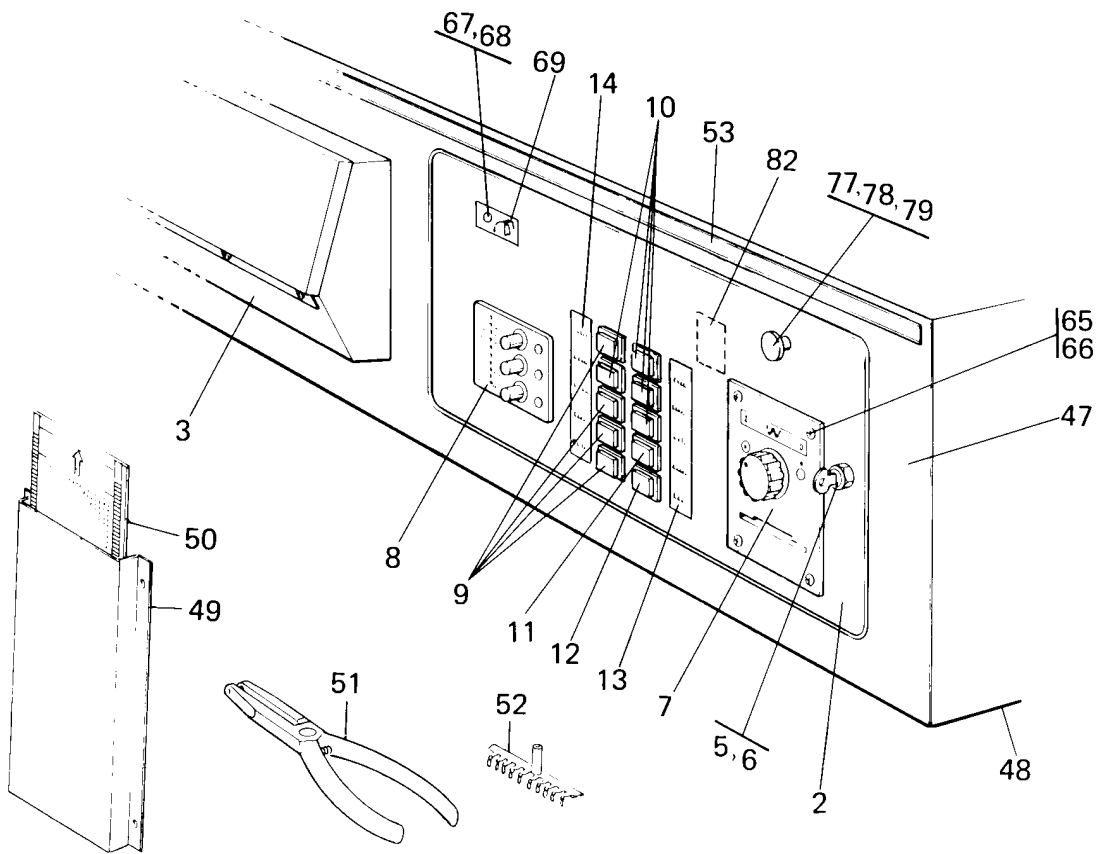
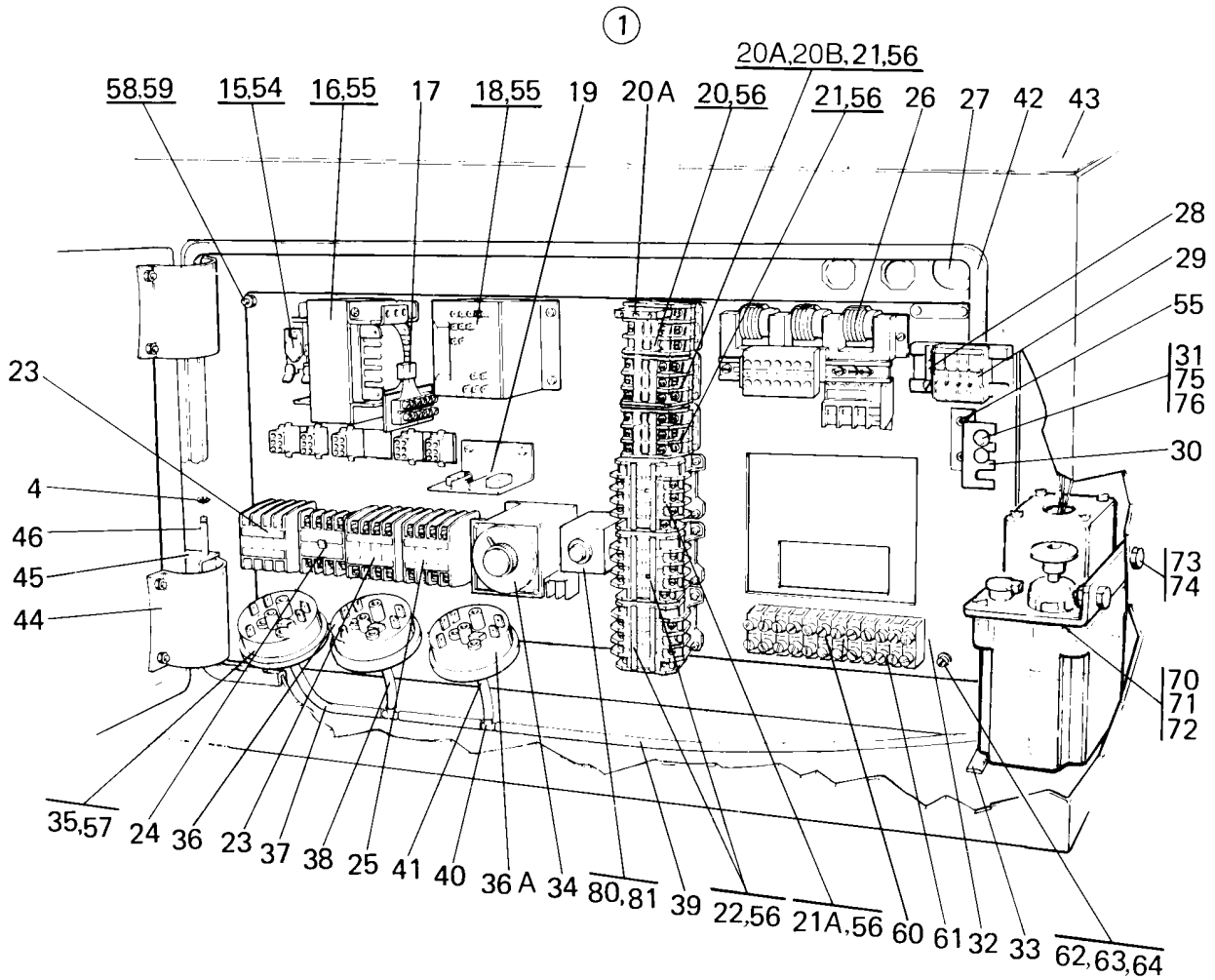
**EX-100 81/2281-95/4400,EX-100 HI-TEK 81/2281-95/4400**

**Control unit**

Illustration Issue Month Year  
Schéma Issue Month Year  
**100347 8 2 1996**

**Unité de commande**

Item Article	Qua Qua	Art.No Réf. article	Description	Description	Info Info	Notes Remarques
25	1	767 5131-00	•Contactor	•Relais	1,2	50Hz
	1	767 5132-00	•Contactor 60Hz	•Relais,60Hz	1,2	60Hz
26	1	471 9208-13	•Motor cover	•Protection du moteur	1	380V
	1	471 9208-14	•Motor cover	•Protection du moteur	1	208-240V
27	1	471 8780-35	•Nut	•Écrou	3	
	1	762 2112-05	•Grommet	•Oeillet	3	
28	1	762 7105-80	•Ground connection	•Connexion à la masse	3	
	1	762 7110-80	•Ground connection	•Connexion à la masse	3	
29	1	762 7119-10	•Terminal connection	•Bloc de connexion	3	3N~ 2,5-10MM²,4-POLE
	1	471 8702-00	•	•	3	
	1	471 8702-02	•	•	3	
30	1	471 4074-01	•Fuse holder	•Porte-fusible	1	
32	1	471 4320-01	•Mounting plate	•Plaque de montage	3	
33	1	471 2425-29	•Rubber strip	•Joint caoutchouc	3	
34	1	471 9226-97	•Time relay	•Relais temporisé	1,2	50/60Hz
35	1	471 8860-08	•Level control	•Réglage de niveau	1,2	N2 LOW/HIGH
36	1	471 8860-11	•Level control	•Réglage de niveau	1,2	N1 DOOR,N3 HEAT
36A	1	471 8860-11	•Level control	•Réglage de niveau	1,2	N4 PROGRAMMECARDREADING N5 CENTRIF.
37	1	471 2425-28	•Hose	•Flexible	1	
38	1	471 2264-03	•Hose	•Flexible	1	
39	1	471 2425-28	•Hose	•Flexible	1,2	
40	1	471 2265-69	•T-pipe	•Tube en T	3	
41	1	471 2464-19	Hose	Flexible	1,2	
42	1	471 2425-15	•Gasket	•Bande de garniture	3	
43	1	471 2425-02	•Top panel	•Couvercle	3	Brown
	1	472 9068-01	•Cover plate	•Plaque recouvrement	3	Graphite grey
44	2	471 2262-27	•Hinged joint	•Assemblage articulé	1	OUTER
45	2	471 2425-16	•Hinged joint	•Assemblage articulé	1	Inner
46	2	471 2263-77	•Shaft	•Arbre	3	
47	1	471 4007-28	•Front panel	•Panneau avant	3	Brown -87/03195
	1	471 4193-02	•Front panel	•Panneau avant	3	Graphite grey 87/03196-
48	1	471 2425-08	•Plate	•Plaque	3	
49	1	471 2436-58	Card box	Caisse en carton	3	
50	2	471 8955-01	Program card	Carte programme	1,2	80 STEEPS
	3	471 9219-16	Program card	Carte programme	1,2	120 STEEPS
51	1	471 8961-01	Pliers	Pince	1,2	
52	1	471 6654-10	Pin	Goupille	1,2	SET, 10PCS
53	1	471 7620-13			1	ELECTROLUX-WASCATOR FLE403
54	2	471 8340-02	Screw	Vis	3	RTS 3,5X9,5
55	RQ	471 8340-22	Screw	Vis	3	4,2X9,5
56	4	471 8340-23	Screw	Vis	3	RTS 4,2X13
57	3	471 8340-12	Screw	Vis	3	RTS 3,5X9,5
58	4	725 2372-51	Screw	Vis	3	M6X25
59	5	731 2316-01	Nut	Écrou	3	M6
60	1	762 7212-57	Terminal connection	Bloc de connexion	3	
61	2	471 8341-07	Screw	Vis	3	MRT 3X25
62	1	471 9005-27	Screw	Vis	3	
63	1	735 2136-01	Lock washer	Rondelle d'arrêt	3	AZ 4,3 4,3
64	1	731 2312-01	Nut	Écrou	3	M4
65	4	724 1329-01	Screw	Vis	3	M5X16
66	4	732 2114-01	Locking nut	Contre-écrou	3	M5
67	1	763 1802-01	Glass	Verre	1	Red
68	1	763 1101-03	Pilot lamp	Lampe témoin	1	220V
69	1	472 9835-01	Sign	Signe	3	
70	1	471 8260-01	Pump	Pompe	1	50Hz





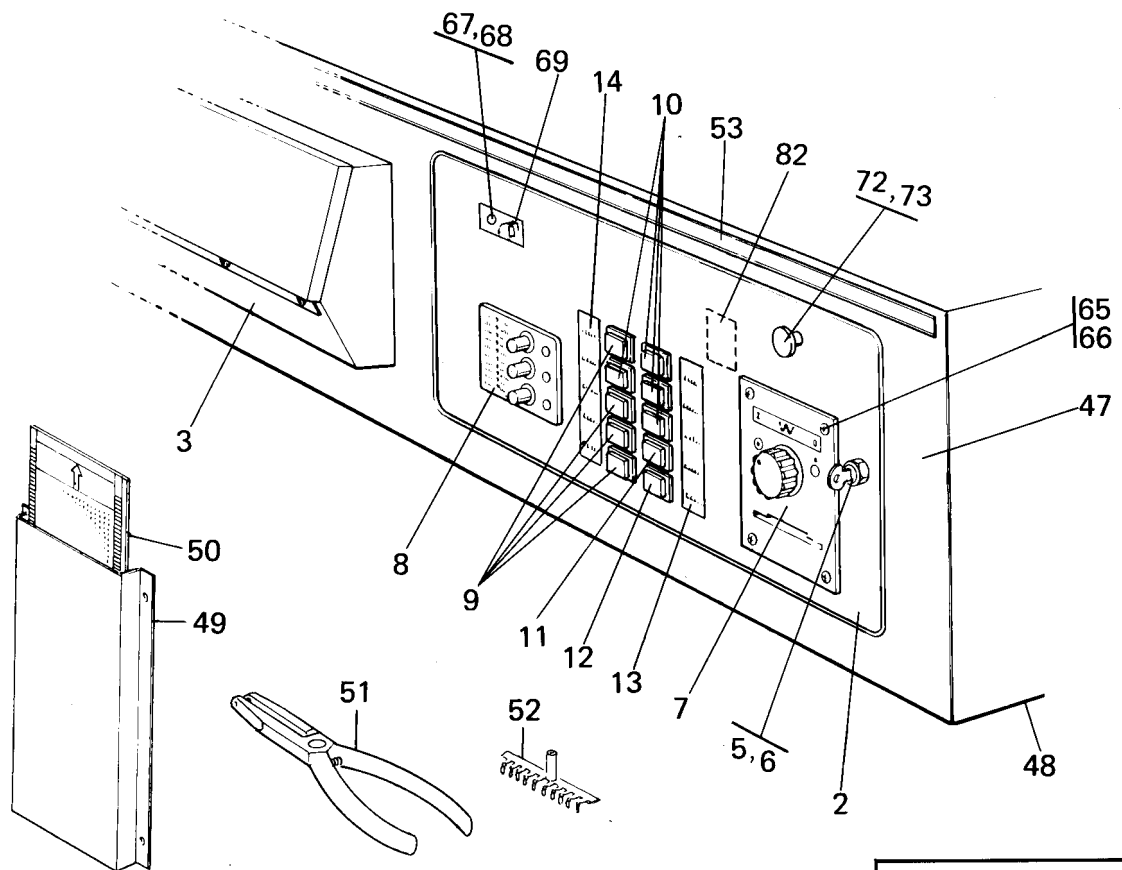
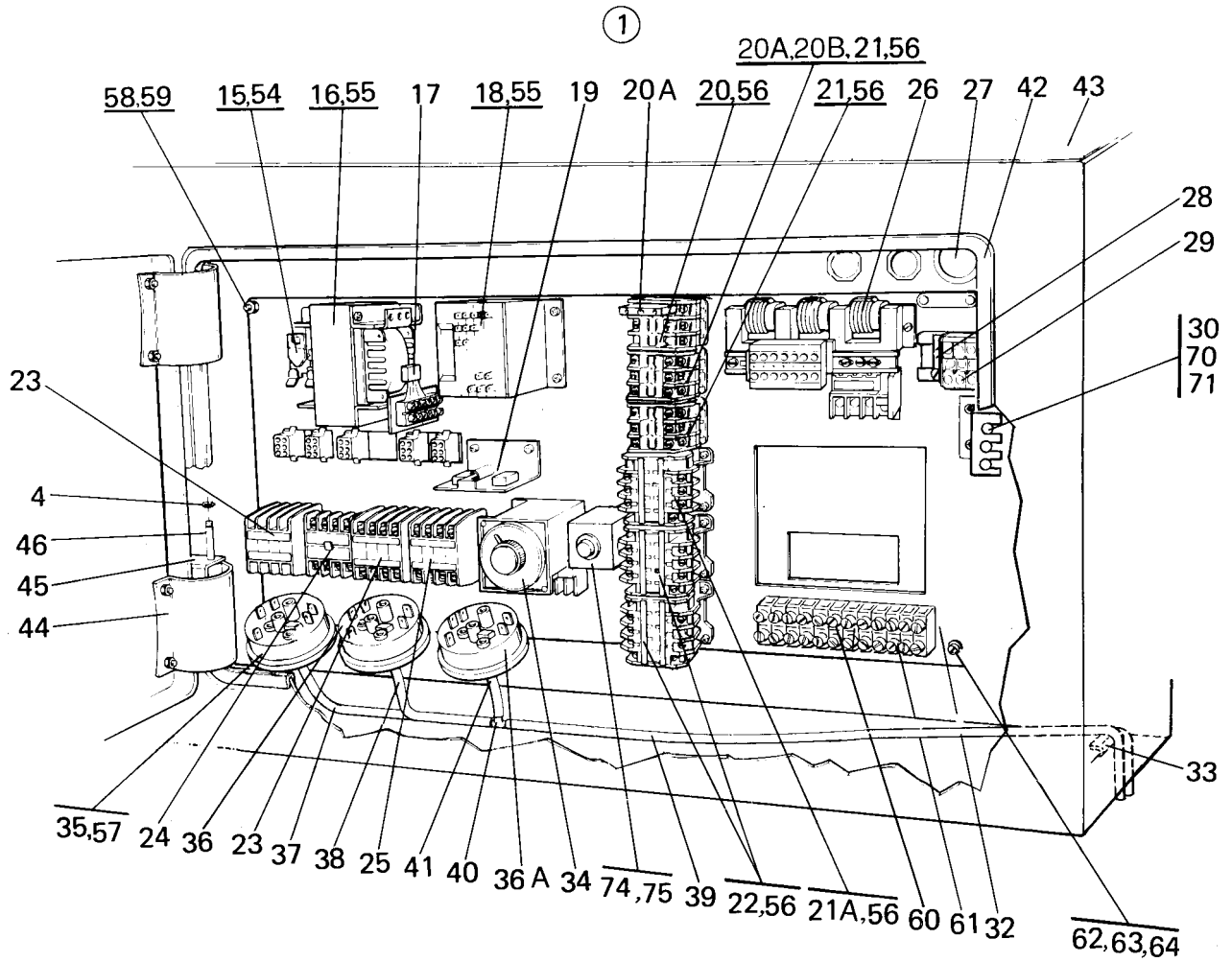
**EX-100 81/2281-95/4400,EX-100 HI-TEK 81/2281-95/4400**

**Control unit**

**Unité de commande**

Illustration Issue Month Year  
Schéma Issue Month Year  
**100347 8 2 1996**

Item Article	Qua Qua	Art.No Réf. article	Description	Description	Info Info	Notes Remarques
	1	<b>471 8260-02</b>	Pump	Pompe	1	60Hz
	1	<b>471 6870-11</b>	•Level control	•Réglage de niveau	1,2	
	1	<b>471 8260-56</b>	•Container	•Conteneur	1	
	RQ	<b>874 6611-00</b>	Oil	Huile	1,2	
<b>71</b>	1	<b>471 8260-90</b>	Bushing	Douille	1	
<b>72</b>	1	<b>471 8260-91</b>	Cone	Cône	1	
<b>73</b>	2	<b>471 8344-26</b>	Screw	Vis	3	M5X20
<b>74</b>	2	<b>732 2114-01</b>	Locking nut	Contre-écrou	3	M5
<b>75</b>	RQ	<b>471 8750-11</b>	Fuse	Porte-fusible	1,2	1,25A
	RQ	<b>471 9027-85</b>	Fuse	Porte-fusible	1,2	60Hz
<b>76</b>	RQ	<b>471 8756-51</b>	Insert	Insertion	1,2	5X20MM
	RQ	<b>471 8756-52</b>	Insert	Insertion	1,2	6,3X32MM,60Hz
<b>77</b>	1	<b>471 9628-17</b>	Emergency stop	Arrêt d'urgence	1,2	
<b>78</b>	1	<b>471 9628-92</b>	Socket	Bloc de connexion	1	
<b>79</b>						Not used
<b>80</b>	1	<b>471 9620-01</b>			1,2	
<b>81</b>	1	<b>471 9622-51</b>	Socket	Douille	1	
<b>82</b>	1	<b>471 8912-01</b>	Running time meter	Minuterie	1	50Hz
	1	<b>471 8912-02</b>	Running time meter	Minuterie	1	60Hz



Issue	Month	Year
01	01	96

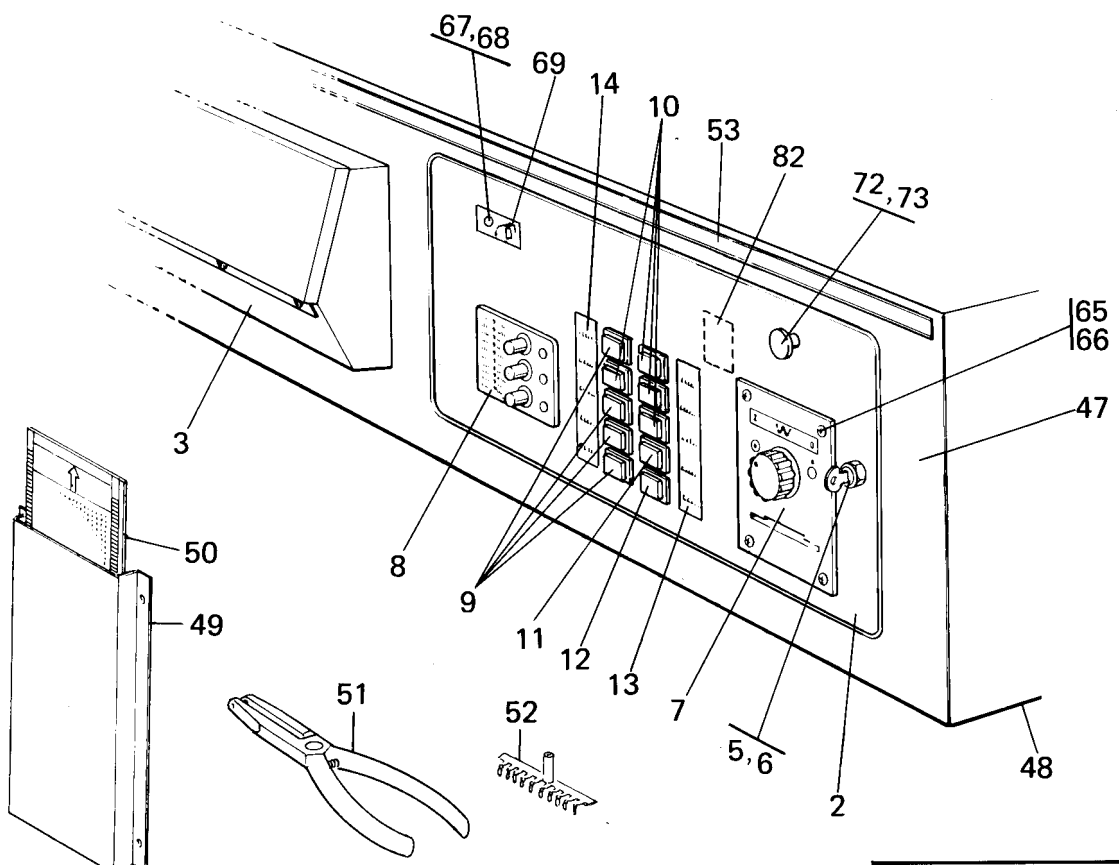
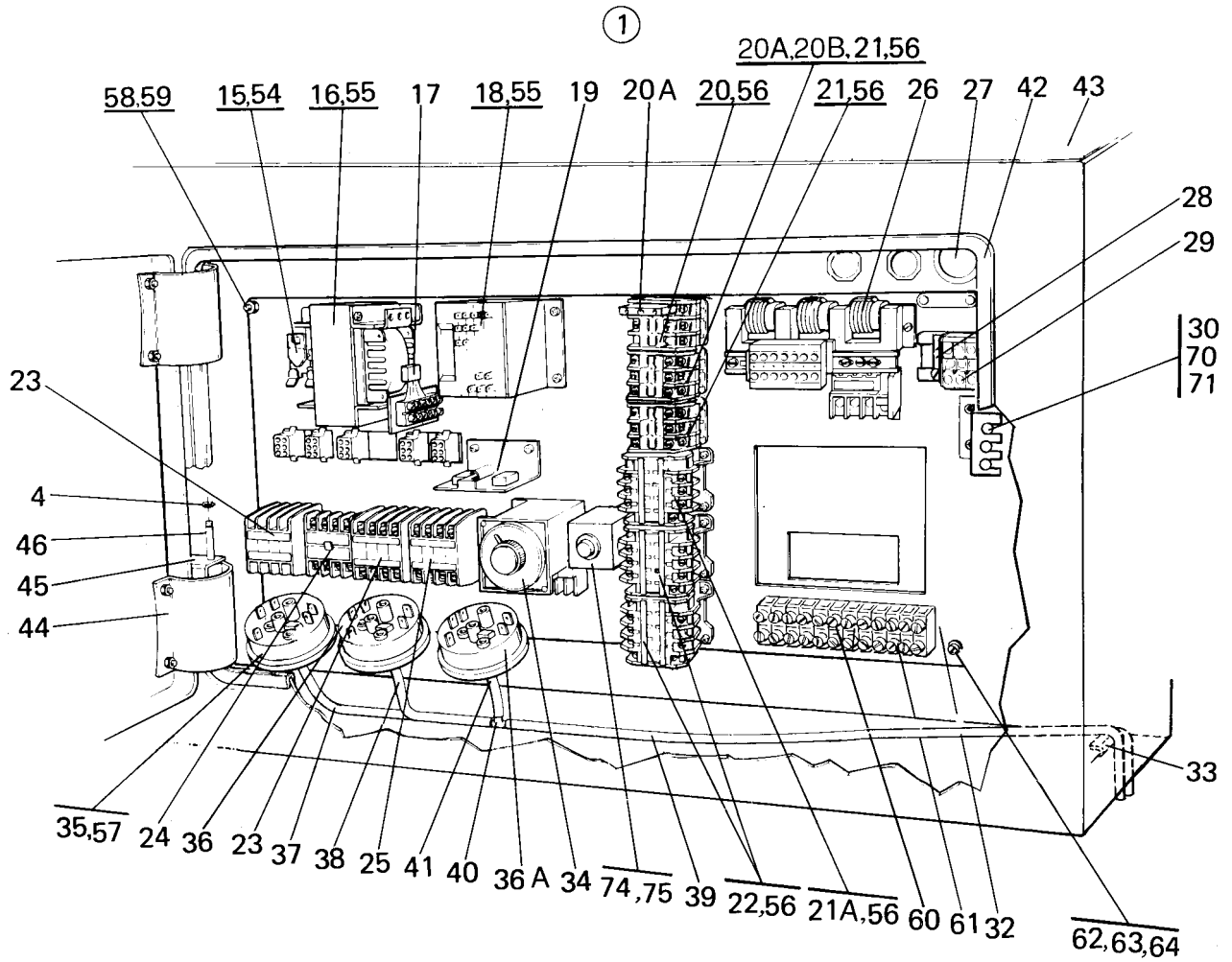
**EX-100 95/4401-,EX-100 HI-TEK 95/4401-**

**Control unit**

**Unité de commande**

Illustration Issue Month Year  
Schéma Issue Month Year  
**101394 2 8 1997**

Item Article	Qua Qua	Art.No Réf. article	Description	Description	Info Info	Notes Remarques
<b>1</b>	1	<b>471 4319-31</b>	Control unit	Unité de contrôle	3	400-415V 3N AC 50Hz
	1	<b>471 4319-32</b>	Control unit	Unité de contrôle	3	208-240V 3 AC 60Hz
	1	<b>471 4319-33</b>	Control unit	Unité de contrôle	3	230V 3 AC 50Hz
	1	<b>471 4319-34</b>	Control unit	Unité de contrôle	3	400V 3 AC 50Hz
	1	<b>471 4319-35</b>	Control unit	Unité de contrôle	3	230/400V 3 AC 50Hz
	1	<b>471 4319-36</b>	Control unit	Unité de contrôle	3	380V 3N AC 60Hz
<b>2</b>	1	<b>471 4189-08</b>	•Door	•Plaque	3	Graphite grey
	1	<b>471 4189-23</b>	•Door	•Plaque	3	Graphite grey WITH SWITCHES
<b>3</b>	1	<b>471 4109-79</b>	•Dispenser	•Distributeur		See illustr. 100357
<b>4</b>	1	<b>735 3108-21</b>	•Locking washer	•Laveuse	3	4
<b>5</b>	1	<b>471 9209-09</b>	•Lock	•Serrure	1	
<b>6</b>	1	<b>471 9209-21</b>	•Key	•Touche	1,2	
<b>7</b>	1	<b>471 9219-15</b>	•Card programmer	•Programmeur cartes	1,2	50Hz See group US8337
	1	<b>471 9223-72</b>	•Card programmer	•Programmeur cartes	1,2	60Hz See group US8337
<b>8</b>	1	<b>471 8806-02</b>	•Thermostat	•Thermostat	1,2	
<b>9</b>	4	<b>471 9226-68</b>	•Pushbutton	•Bouton-poussoir	1,2	
<b>10</b>	4	<b>471 9226-66</b>	•Pushbutton	•Bouton-poussoir	1,2	
<b>11</b>	1	<b>471 9226-67</b>	•Pushbutton	•Bouton-poussoir	1,2	Yellow
<b>12</b>	1	<b>471 9610-17</b>	•Pushbutton	•Bouton-poussoir	1,2	
<b>13</b>	1	<b>472 6306-66</b>	•Sign	•Signe	3	SYMBOLS
<b>14</b>	1	<b>472 6306-63</b>	•Sign	•Signe	3	SYMBOLS,HEATED
<b>15</b>	1	<b>471 9651-50</b>	•Buzzer	•Console	1	208-240V
<b>16</b>	1	<b>471 9043-53</b>	•Transformer	•Transformateur	1,2	220/24V
<b>17</b>	1	<b>471 9573-01</b>	•Rectifier	•Redresseur	1,2	
<b>18</b>	1	<b>471 2422-19</b>	•Reverser	•Inverseur	1,2	50Hz
	1	<b>471 2422-20</b>	•Reverser	•Inverseur	1,2	60Hz
	1	<b>471 9056-91</b>	••Motor	••Moteur	1,2	OLD TIMER 220V 50Hz
<b>19</b>	1	<b>471 9056-92</b>	••Motor	••Moteur	1,2	OLD TIMER 208-240V 60Hz
	1	<b>471 4316-01</b>	•Out of balance switch	•Commutateur asymétrique	1,2	
<b>20</b>	1	<b>438 9636-03</b>	•Contactor	•Relais	1,2	60Hz, K3-10 WASH
	1	<b>438 9636-02</b>	•Contactor	•Relais	1,2	50Hz, K3-10 WASH
	1	<b>767 5104-12</b>	•Contactor	•Relais	1,2	WASH
<b>20A</b>	3	<b>767 5101-92</b>	•Auxiliary contact	•Contact de secours	1,2	Green
<b>20B</b>	3	<b>767 5102-92</b>	•Auxiliary contact	•Contact de secours	1,2	Red
<b>21</b>	2	<b>438 9636-03</b>	•Contactor	•Relais	1,2	60Hz, K3-10 DISTRIBUTING
	2	<b>438 9636-02</b>	•Contactor	•Relais	1,2	50Hz, K3-10 DISTRIBUTING
<b>21A</b>	1	<b>767 5104-18</b>	•Contactor	•Relais	1,2	K2-30A, 50Hz
	1	<b>767 5103-18</b>	•Contactor	•Relais	1,2	K2-30A, 60Hz
	1	<b>767 5104-12</b>	•Contactor	•Relais	1,2	
<b>22</b>	1	<b>767 5103-12</b>	•Contactor	•Relais	1,2	60Hz
	2	<b>767 5104-12</b>	•Contactor	•Relais	1,2	
	2	<b>471 9638-14</b>	•Contactor	•Relais	1,2	50Hz
<b>23</b>	2	<b>471 9638-13</b>	•Contactor	•Relais	1,2	60Hz
	2	<b>767 5103-12</b>	•Contactor	•Relais	1,2	60Hz
	2	<b>767 5122-00</b>	•Contactor	•Relais	1,2	50Hz
<b>24</b>	2	<b>767 5121-00</b>	•Contactor	•Relais	1,2	220/380V 60Hz
	1	<b>767 5151-00</b>	•Contactor 60Hz	•Relais,60Hz	1,2	208-230V 60Hz
<b>25</b>	1	<b>767 5152-00</b>	•Contactor	•Relais	1,2	50Hz
	1	<b>767 5131-00</b>	•Contactor	•Relais	1,2	50Hz
<b>26</b>	1	<b>767 5132-00</b>	•Contactor 60Hz	•Relais,60Hz	1,2	60Hz
	1	<b>471 9208-13</b>	•Motor cover	•Protection du moteur	1	380V
<b>27</b>	1	<b>471 9208-14</b>	•Motor cover	•Protection du moteur	1	208-240V
	3	<b>471 8780-35</b>	•Nut	•Écrou	3	
<b>28</b>	3	<b>762 2112-05</b>	•Grommet	•Oeillet	3	
	1	<b>762 7105-80</b>	•Ground connection	•Connexion à la masse	3	
<b>29</b>	1	<b>762 7119-10</b>	•Terminal connection	•Bloc de connexion	3	3N~ 2,5-10MM²,4-POLE
	1	<b>471 8702-00</b>	•	•	3	
	1	<b>471 8702-02</b>	•	•	3	



Issue	Month	Year
01	01	96

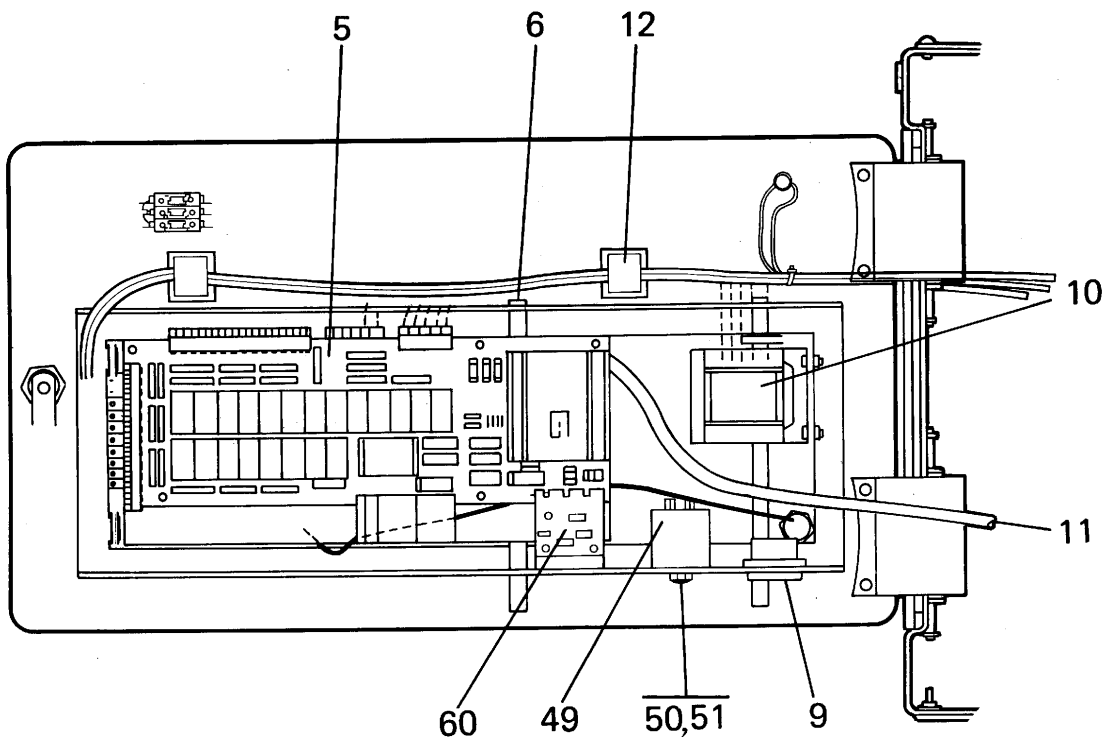
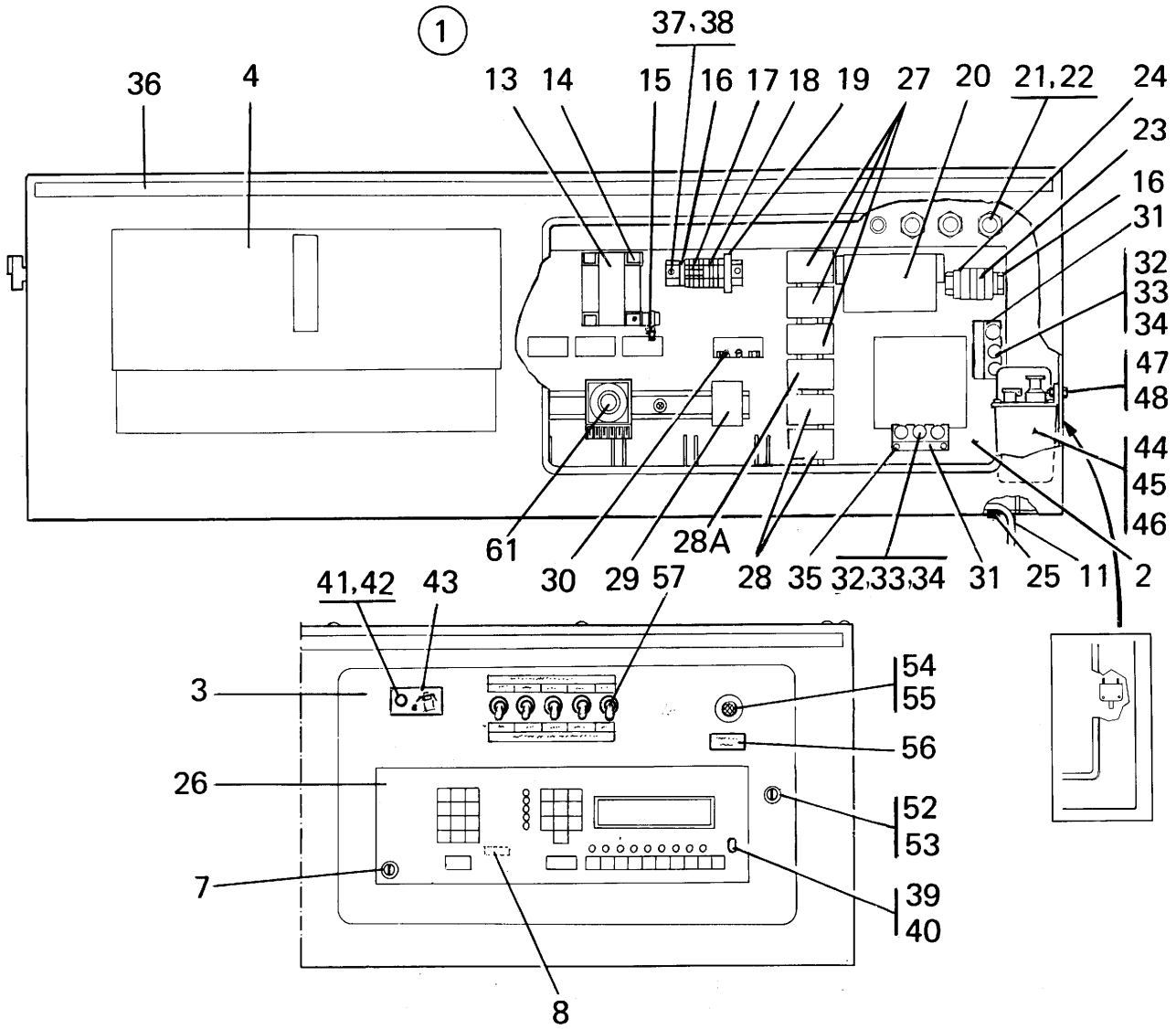
**EX-100 95/4401-,EX-100 HI-TEK 95/4401-**

**Control unit**

**Unité de commande**

Illustration Issue Month Year  
Schéma Issue Month Year  
**101394 2 8 1997**

Item Article	Qua Qua	Art.No Réf. article	Description	Description	Info Info	Notes Remarques
<b>30</b>	1	<b>471 4074-01</b>	•Fuse holder	•Porte-fusible	1	
<b>32</b>	1	<b>471 4320-01</b>	•Mounting plate	•Plaque de montage	3	
<b>33</b>	1	<b>471 2425-29</b>	•Rubber strip	•Joint caoutchouc	3	
<b>34</b>	1	<b>471 9226-97</b>	•Time relay	•Relais temporisé	1,2	50/60Hz
<b>35</b>	1	<b>471 8860-08</b>	•Level control	•Réglage de niveau	1,2	N2 LOW/HIGH
<b>36</b>	1	<b>471 8860-11</b>	•Level control	•Réglage de niveau	1,2	N1 DOOR,N3 HEAT
<b>36A</b>	1	<b>471 8860-11</b>	•Level control	•Réglage de niveau	1,2	N4 PROGRAMMECARDREADING N5 CENTRIF.
<b>37</b>	1	<b>471 2425-28</b>	•Hose	•Flexible	1	
<b>38</b>	1	<b>471 2264-03</b>	•Hose	•Flexible	1	
<b>39</b>	1	<b>471 2425-28</b>	•Hose	•Flexible	1,2	
<b>40</b>	1	<b>471 2265-69</b>	•T-pipe	•Tube en T	3	
<b>41</b>	1	<b>471 2464-19</b>	Hose	Flexible	1,2	
<b>42</b>	1	<b>471 2425-15</b>	•Gasket	•Bande de garniture	3	
<b>43</b>	1	<b>472 9068-01</b>	•Cover plate	•Plaque recouvrement	3	Graphite grey
<b>44</b>	2	<b>471 2262-27</b>	•Hinged joint	•Assemblage articulé	1	OUTER
<b>45</b>	2	<b>471 2425-16</b>	•Hinged joint	•Assemblage articulé	1	Inner
<b>46</b>	2	<b>471 2263-77</b>	•Shaft	•Arbre	3	
<b>47</b>	1	<b>471 4193-02</b>	•Front panel	•Panneau avant	3	Graphite grey
<b>48</b>	1	<b>471 2425-08</b>	•Plate	•Plaque	3	
<b>49</b>	1	<b>471 2436-58</b>	Card box	Caisse en carton	3	
<b>50</b>	2	<b>471 8955-01</b>	Program card	Carte programme	1,2	80 STEEPS
	3	<b>471 9219-16</b>	Program card	Carte programme	1,2	120 STEEPS
<b>51</b>	1	<b>471 8961-01</b>	Pliers	Pince	1,2	
<b>52</b>	1	<b>471 6654-10</b>	Pin	Goupille	1,2	SET, 10PCS
<b>53</b>	1	<b>471 7620-13</b>			1	ELECTROLUX-WASCATOR FLE403
<b>54</b>	2	<b>471 8340-02</b>	Screw	Vis	3	RTS 3,5X9,5
<b>55</b>	RQ	<b>471 8340-22</b>	Screw	Vis	3	4,2X9,5
<b>56</b>	4	<b>471 8340-23</b>	Screw	Vis	3	RTS 4,2X13
<b>57</b>	3	<b>471 8340-12</b>	Screw	Vis	3	RTS 3,5X9,5
<b>58</b>	4	<b>725 2372-51</b>	Screw	Vis	3	M6X25
<b>59</b>	5	<b>731 2316-01</b>	Nut	Écrou	3	M6
<b>60</b>	1	<b>762 7212-57</b>	Terminal connection	Bloc de connexion	3	
<b>61</b>	2	<b>471 8341-07</b>	Screw	Vis	3	MRT 3X25
<b>62</b>	1	<b>471 9005-27</b>	Screw	Vis	3	
<b>63</b>	1	<b>735 2136-01</b>	Lock washer	Rondelle d'arrêt	3	AZ 4,3 4,3
<b>64</b>	1	<b>731 2312-01</b>	Nut	Écrou	3	M4
<b>65</b>	4	<b>724 1329-01</b>	Screw	Vis	3	M5X16
<b>66</b>	4	<b>732 2114-01</b>	Locking nut	Contre-écrou	3	M5
<b>67</b>	1	<b>763 1804-01</b>			1	
<b>68</b>	1	<b>763 1101-03</b>	Pilot lamp	Lampe témoin	1	220V
<b>69</b>	1	<b>472 9835-01</b>	Sign	Signe	3	
<b>70</b>	RQ	<b>471 8750-11</b>	Fuse	Porte-fusible	1,2	1,25A
	RQ	<b>471 9027-85</b>	Fuse	Porte-fusible	1,2	60Hz
<b>71</b>	RQ	<b>471 8756-51</b>	Insert	Insertion	1,2	5X20MM
	RQ	<b>471 8756-52</b>	Insert	Insertion	1,2	6,3X32MM,60Hz
<b>72</b>	1	<b>471 9628-17</b>	Emergency stop	Arrêt d'urgence	1,2	
<b>73</b>	1	<b>471 9628-92</b>	Socket	Bloc de connexion	1	
<b>74</b>	1	<b>471 9622-04</b>	Time relay	Relais temporisé	1,2	50/60Hz
<b>75</b>	1	<b>471 9622-51</b>	Socket	Douille	1	
<b>76</b>	1	<b>471 8912-01</b>	Running time meter	Minuterie	1	50Hz
	1	<b>471 8912-02</b>	Running time meter	Minuterie	1	60Hz



Issue	Month	Year
10	01	96

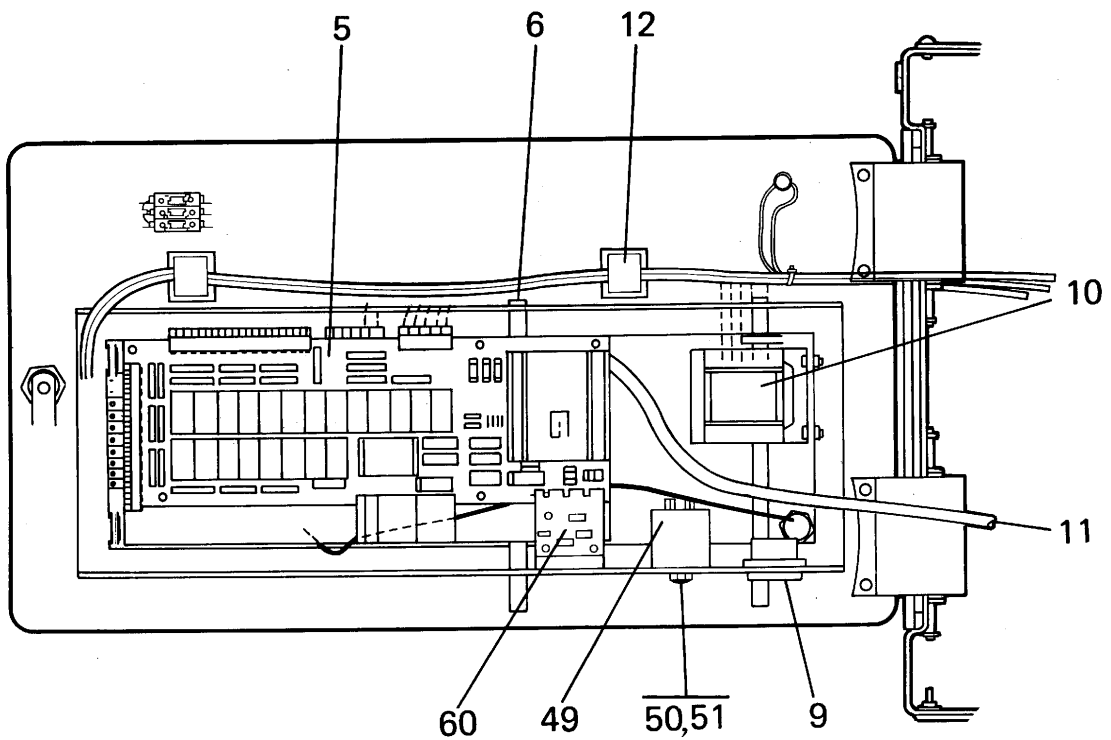
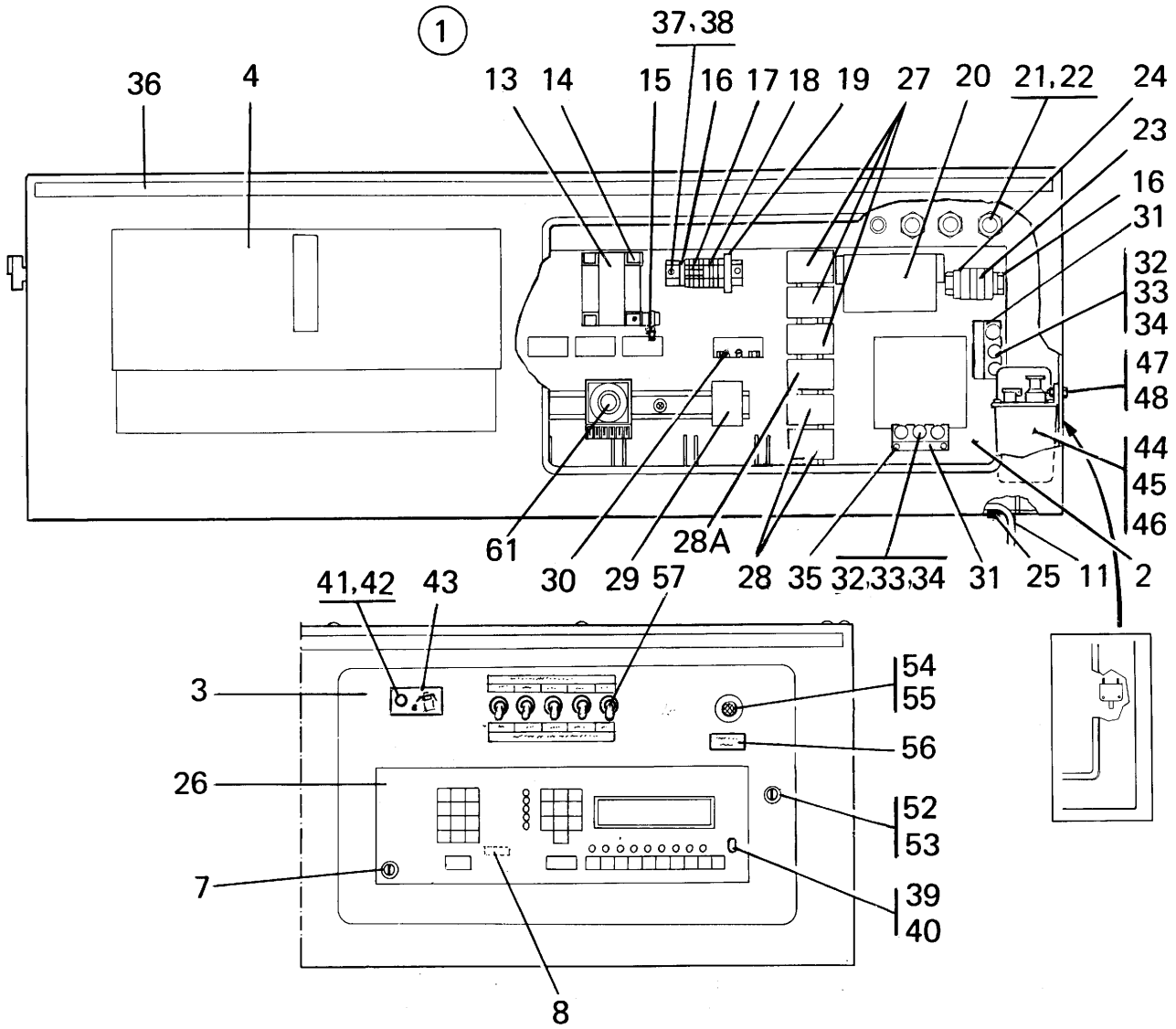
**EX-100 HI-TEK**

**Control unit**

**Unité de commande**

Illustration Issue Month Year  
Schéma Issue Month Year  
**100245 12 1 1999**

Item Article	Qua Qua	Art.No Réf. article	Description	Description	Info Info	Notes Remarques
1	1		Control unit	Unité de contrôle	3	380-415V 3N~50Hz
2	1	471 4320-01	•Mounting plate	•Plaque de montage	3	
3	1	471 4189-04	•Door	•Plaque	3	Complete
	1	471 4189-09	•Door	•Plaque	3	Complete
	1	471 4189-12	•Door	•Plaque	3	
	1	471 4189-14	•Door	•Plaque	3	WITH SWITCHES
4	1	471 4109-79	•Dispenser	•Distributeur	3	See illustr. 100357
5	1	471 8977-01	•Printed circuit board	•Circuit imprimé	1,2	
	1	471 8977-04	•Printed circuit board	•Circuit imprimé	1,2	SEE PCB
	1	471 8977-13	•Printed circuit board	•Circuit imprimé	1,2	SEE PCB
	1	471 8977-24	•Printed circuit board	•Circuit imprimé	1,2	
6	2	471 4586-01	•Lock plate	•Gâche de serrure	3	
7	1	471 4878-84	•Switch	•Commutateur	1,2	
	1	471 8733-10	•Key	•Touche	1	
8	1		•Program memory	•Mémoire programme	1,2	
9	1	471 9653-02	•Buzzer	•Console	1,2	
10	1	471 9550-15	•Transformer	•Transformateur	1,2	208/220/240/480V
	1	471 9550-18	•Transformer	•Transformateur	1,2	200/380/400/440V
11	1	471 4647-78	•Hose	•Flexible	1	L=2500
12	2	471 7865-01	•Bracket	•Support de montage	3	
13	1	471 9043-53	•Transformer	•Transformateur	1,2	220/24V
14	RQ	471 8340-22	•Screw	•Vis	3	4,2X9,5
15	1	471 9223-92	•Rectifier	•Redresseur	1,2	
	1	471 9573-01	•Rectifier	•Redresseur	1,2	
16	2	762 7146-90	•End support	•Support	3	
17	1	762 7137-90	•Bridge connection	•Montage en pont	3	
18	8	762 7102-05	•Terminal connection	•Bloc de connexion	3	
19	1	762 7105-80	•Ground connection	•Connexion à la masse	3	
20	1	471 9208-14	•Motor cover	•Protection du moteur	1	208-240V
21	3	762 2112-05	•Grommet	•Oeillet	3	
22	3	471 8780-35	•Nut	•Écrou	3	
23	1	471 8702-02	•	•	3	
24	1	762 7121-80	•Ground connection	•Connexion à la masse	3	380V,415V
25	1	471 2425-29	•Rubber strip	•Joint caoutchouc	3	
26	1	471 4783-02	•Panel sign	•Voyant du tableau	3	SWEDISH
	1	472 5756-02	•Panel sign	•Voyant du tableau	3	Swedish
	1	471 4783-01	•Panel sign	•Voyant du tableau	3	ENGLISH
	1	472 5756-01	•Panel sign	•Voyant du tableau	3	English
	1	471 4783-08	•Panel sign	•Voyant du tableau	3	FRENCH
	1	472 5756-08	•Panel sign	•Voyant du tableau	3	French
	1	471 4783-07	•Panel sign	•Voyant du tableau	3	POLISH
	1	472 5756-07	•Panel sign	•Voyant du tableau	3	POLISH
27	3	438 9636-02	•Contactor	•Relais	1,2	50Hz, K3-10
	3	438 9636-03	•Contactor	•Relais	1,2	60Hz, K3-10
28	2	767 5104-12	•Contactor	•Relais	1,2	
	2	471 9638-13	•Contactor	•Relais	1,2	60Hz
	2	767 5103-12	•Contactor	•Relais	1,2	60Hz
28A	1	767 5104-12	•Contactor	•Relais	1,2	
	1	767 5103-18	•Contactor	•Relais	1,2	K2-30A, 60Hz
	1	767 5104-18	•Contactor	•Relais	1,2	K2-30A, 50Hz
	1	767 5103-12	•Contactor	•Relais	1,2	60Hz
29	1	471 9635-11	•Contactor	•Relais	1,2	50Hz
30	1	471 4316-01	•Out of balance switch	•Commutateur asymétrique	1,2	
31	1	471 4074-01	•Fuse holder	•Porte-fusible	1,2	
32	2	471 8750-11	•Fuse	•Porte-fusible	1,2	1,25A
33	1	472 9414-01	•Fuse holder	•Porte-fusible	1,2	
34	3	471 8750-13	•Fuse	•Porte-fusible	1,2	4A
35	2	471 8340-12	•Screw	•Vis	3	RTS 3,5X9,5



Issue	Month	Year
10	01	96



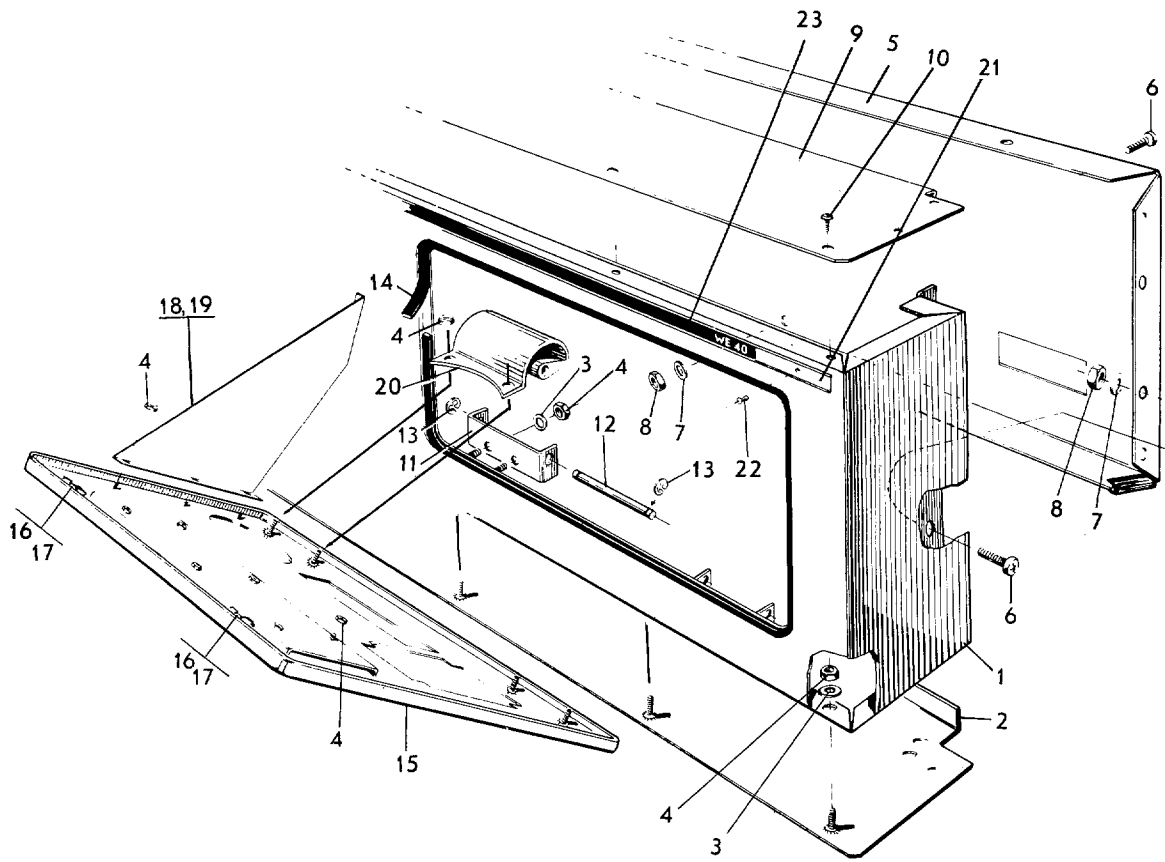
**EX-100 HI-TEK**

**Control unit**

**Unité de commande**

Illustration Issue Month Year  
Schéma Issue Month Year  
**100245 12 1 1999**

Item Article	Qua Qua	Art.No Réf. article	Description	Description	Info Info	Notes Remarques
<b>36</b>	1	<b>471 7639-57</b>	•	•	1	ELECTROLUX-WASCATOR FLE403MP
	1	<b>471 7647-04</b>	•Type plate	•Numéro série plaque	1	ELECTROLUX-WASCATOR WE403MP
<b>37</b>	2	<b>471 8341-13</b>	•Screw	•Vis	3	MRT 4X10
<b>38</b>	2	<b>732 2112-01</b>	•Locking nut	•Contre-écrou	3	M4
<b>39</b>	1	<b>471 7963-01</b>	Safety cover	Revêtement protection	3	
<b>40</b>	1		Memory cartridge	Cassette de mémoire	3	SEE See group US8342
<b>41</b>	1	<b>763 1802-01</b>	Glass	Verre	1	Red
	1	<b>763 1804-01</b>			3	
<b>42</b>	1	<b>736 1101-03</b>	Lamp	Ampoule	1	
<b>43</b>	1	<b>472 9835-01</b>	Sign	Signe	3	
<b>44</b>	1	<b>471 8260-01</b>	Pump	Pompe	1	50Hz Complete
	1	<b>471 6870-11</b>	•Level control	•Réglage de niveau	1,2	
<b>45</b>	1	<b>471 8260-90</b>	Bushing	Douille	1	
<b>46</b>	1	<b>471 8260-91</b>	Cone	Cône	1	
<b>47</b>	2	<b>471 8344-26</b>	Screw	Vis	3	M5X20
<b>48</b>	2	<b>732 2114-01</b>	Locking nut	Contre-écrou	3	M5
<b>49</b>	1	<b>471 9529-10</b>	Mains filter	Filtre de filet	1	208-240V 380-415V 3N~ 50Hz 380V 3N~50Hz GAS
	1	<b>471 9529-03</b>	Mains filter	Filtre de filet	1	380-500V 3~50Hz
<b>50</b>	2	<b>735 2164-51</b>	Washer	Rondelle	3	
<b>51</b>	2	<b>471 9035-20</b>	Nut	Écrou	3	M8
<b>52</b>	1	<b>471 9209-09</b>	Lock	Serrure	3	
<b>53</b>	1	<b>471 9209-21</b>	Key	Touche	1	
<b>54</b>	1	<b>471 9628-17</b>	Emergency stop	Arrêt d'urgence	1,2	
<b>55</b>	1	<b>471 9628-94</b>	Socket	Bloc de connexion	3	
<b>56</b>						Not used
<b>57</b>						See illustr. 101167
<b>58</b>						Not used
<b>59</b>						Not used
<b>60</b>	1	<b>471 7473-21</b>	Printed circuit board	Circuit imprimé	1,2	
<b>61</b>	1	<b>471 9226-97</b>	Time relay	Relais temporisé	1,2	50/60Hz



100348

Issue	Month	Year
01	05	88

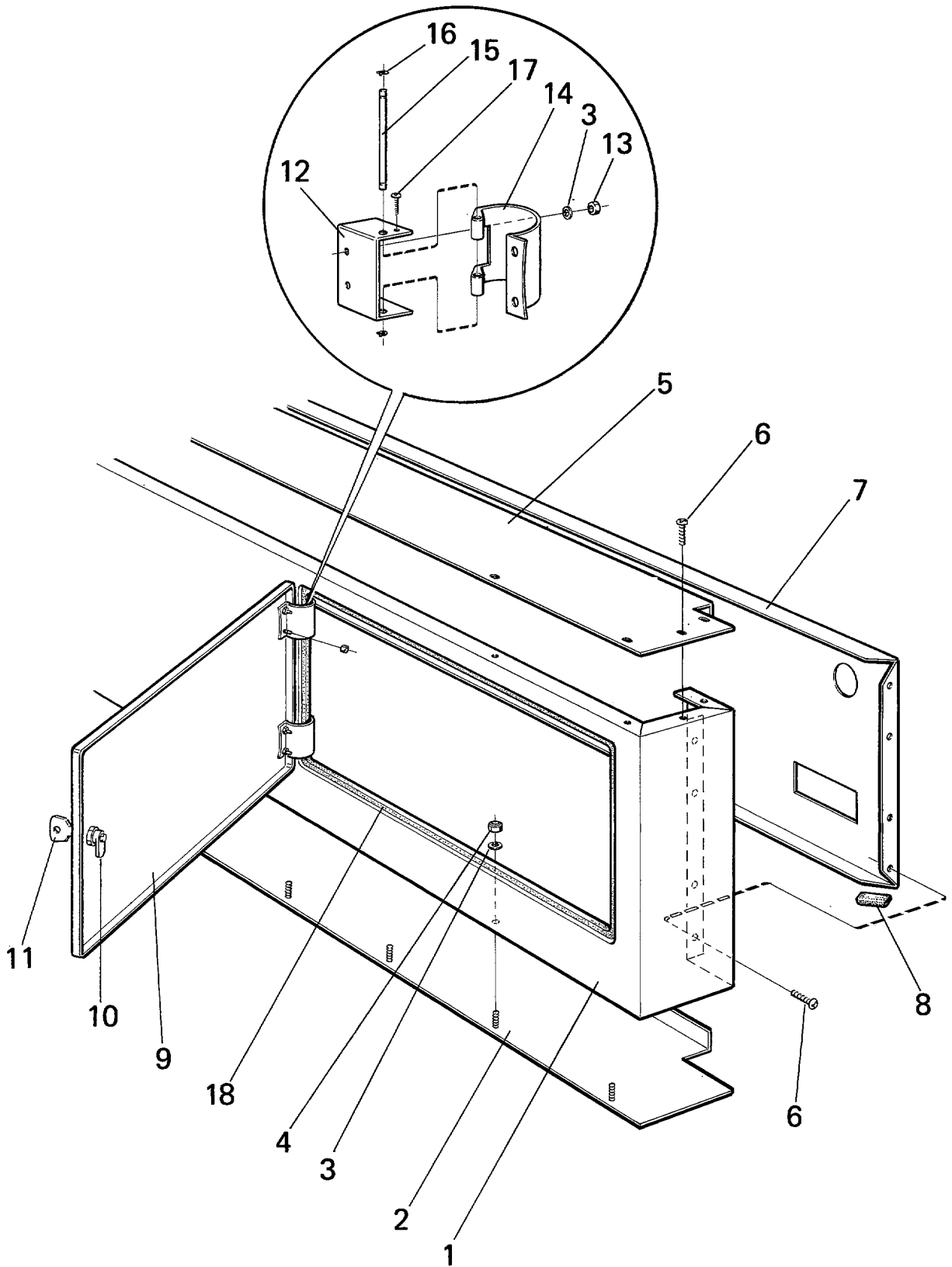
**EX-100 -81/2280,EX-100 HI-TEK -81/2280**

**Control box**

**Boîtier de contrôle**

Illustration Issue Month Year  
Schéma Issue Month Year  
**100348 3 2 1995**

Item Article	Qua Qua	Art.No Réf. article	Description	Description	Info Info	Notes Remarques
1	1	471 2425-00	Front panel	Panneau avant	1	
2	1	471 2425-08	Plate	Plaque	1	
3	13	471 9009-16	Washer	Rondelle	1	NB 5X16
4	16	471 9038-08	Locking nut	Contre-écrou	1	M4
5	1	471 2425-03	Plate	Plaque	1	
6	9	471 9016-94	Screw	Vis	1	RX 6X16
7	12	471 9018-09	Washer	Rondelle	1	BRB 6,4X12
8	12	471 9020-58	Locking nut	Contre-écrou	1	M6
9	1	471 2425-02	Top panel	Couvercle	1	Brown -87/03195
	1	471 4193-02	Front panel	Panneau avant	1	Graphite grey 87/03196-
10	10	471 9103-08	Screw	Vis	1	RXS-B8X16
11	2	471 2425-16	Hinged joint	Assemblage articulé	1	
12	2	471 2263-77	Shaft	Arbre	1	
13	4	471 9008-91	Locking washer	Laveuse	1	4
14	1	471 2425-15	Gasket	Bande de garniture	1	
15	1	471 2461-66	Control panel	Pupitre de commande	1	
16	2	471 7826-10	Lock	Serrure	1	
17	2	471 7826-20	Key	Touche	1	FH025
18	1	471 2436-71	Brace	Montant	1	LEFT HAND
19	1	471 2436-70	Brace	Montant	1	RIGHT HAND
20	2	471 2262-27	Hinged joint	Assemblage articulé	1	
21	1	471 2425-21	Rail	Support	1	-78/1705
22	5	471 9036-72	Rivet	Rivet	1	
23	1	471 2441-73	Sign	Signe	1	WASCATOR FL403 -78/1705
	1	471 2471-26	Sign	Signe	1	WASCATOR FL403 78/1706-
	1	471 2425-38	Sign	Signe	1	WASCATOR WE40S
	1	471 2425-39	Sign	Signe	1	WASCATOR FL100



100680

Issue	Month	Year
01	11	88

**EX-100 81/2281-,EX-100 HI-TEK 81/2281-**

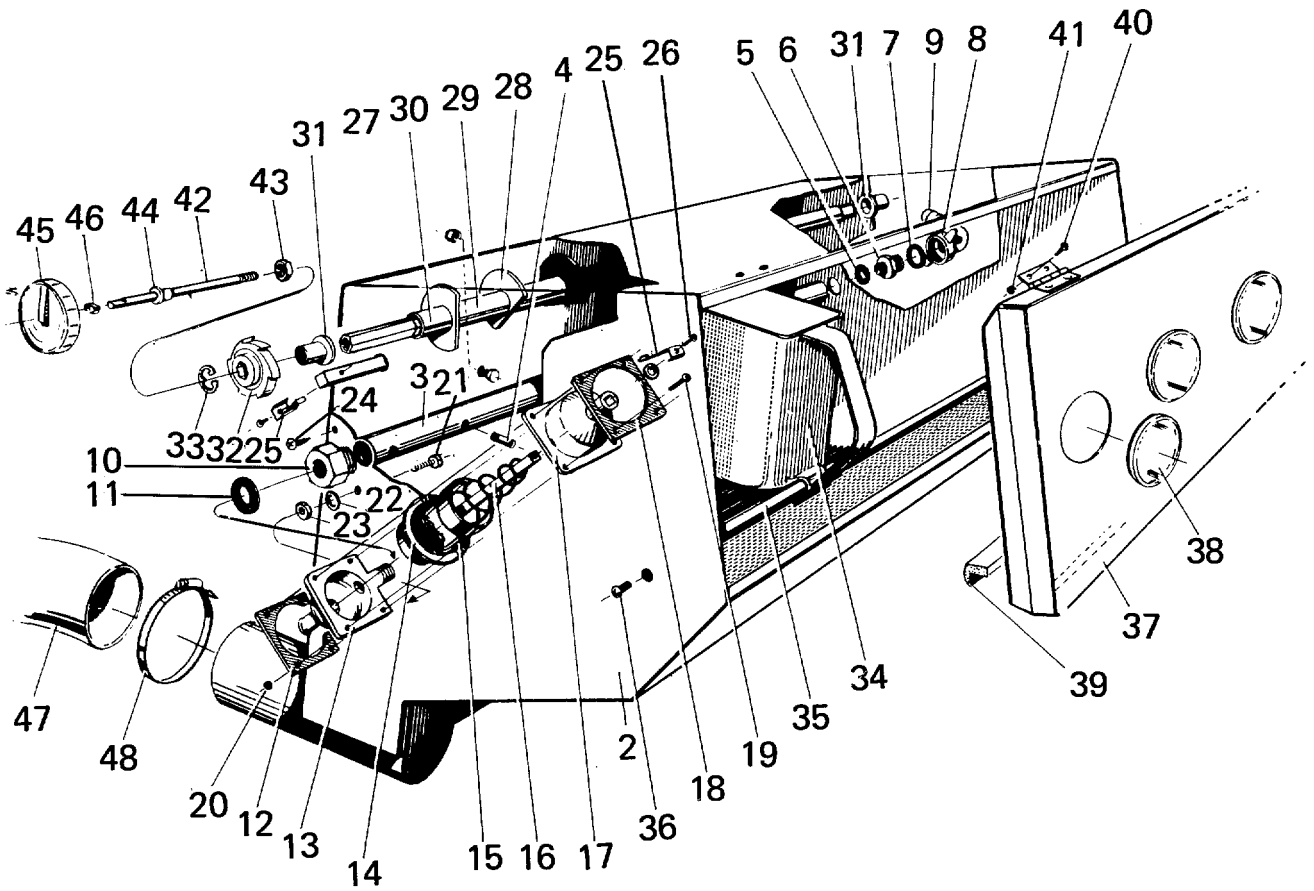
**Control box**

**Boîtier de contrôle**

Illustration Issue Month Year  
Schéma Issue Month Year  
**100680 6 2 1996**

Item Article	Qua Qua	Art.No Réf. article	Description	Description	Info Info	Notes Remarques
<b>1</b>	1	<b>471 4193-02</b>	Front panel	Panneau avant	3	Graphite grey -95/4400
	1	<b>471 4193-03</b>	Front panel	Panneau avant	3	Black 95/4401-
<b>2</b>	1	<b>471 2425-08</b>	Plate	Plaque	1	
<b>3</b>	13	<b>734 1808-51</b>	Washer	Rondelle	3	NB 5X16
<b>4</b>	26	<b>732 2112-01</b>	Locking nut	Contre-écrou	3	M4
<b>5</b>	1	<b>472 9068-01</b>	Cover plate	Plaque recouvrement	3	Graphite grey
<b>6</b>	RQ	<b>471 8340-22</b>	Screw	Vis	3	4,2X9,5
<b>7</b>	1	<b>471 4318-01</b>	Plate	Plaque	3	
<b>8</b>	1	<b>471 2425-29</b>	Rubber strip	Joint caoutchouc	3	
<b>9</b>	1		Door	Plaque		See illustr. 100347, 100245
<b>10</b>	1	<b>471 9209-09</b>	Lock	Serrure	1	
<b>11</b>	1	<b>471 9209-21</b>	Key	Touche	1	
<b>12</b>	2	<b>471 2425-16</b>	Hinged joint	Assemblage articulé	1	Inner
<b>13</b>	12	<b>732 2114-01</b>	Locking nut	Contre-écrou	3	M5
<b>14</b>	2	<b>471 2262-27</b>	Hinged joint	Assemblage articulé	1	OUTER
<b>15</b>	2	<b>471 2263-77</b>	Shaft	Arbre	1	
<b>16</b>	4	<b>735 3108-21</b>	Locking washer	Laveuse	3	
<b>17</b>	2	<b>471 8342-04</b>	Screw	Vis	3	MRT-TT 3X12
<b>18</b>	1	<b>471 2425-15</b>	Gasket	Bande de garniture	1	

①



100349

Issue	Month	Year
02	10	91

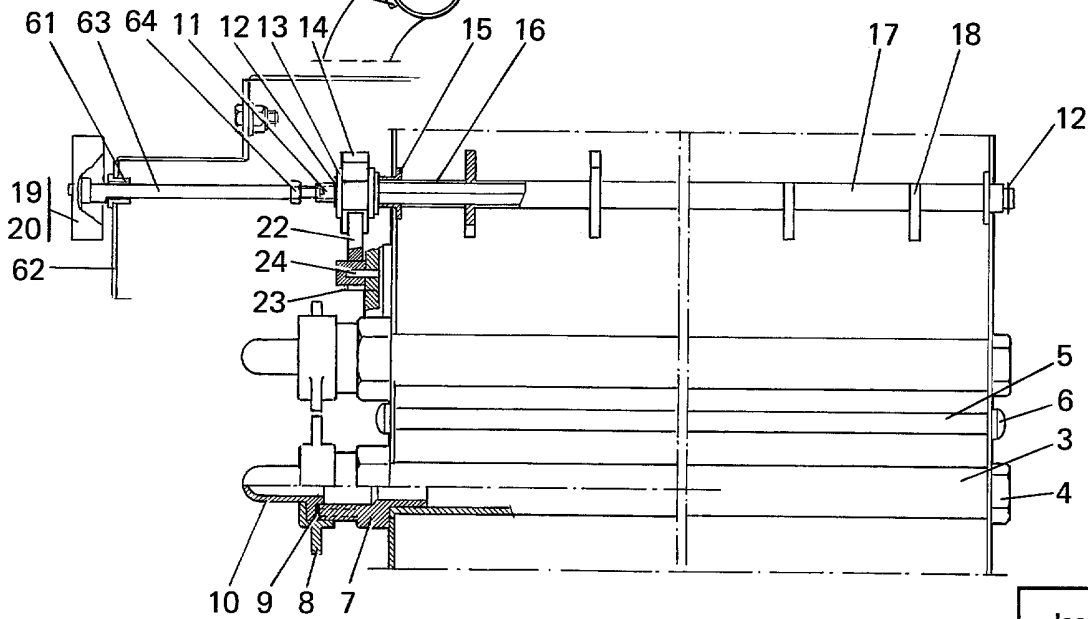
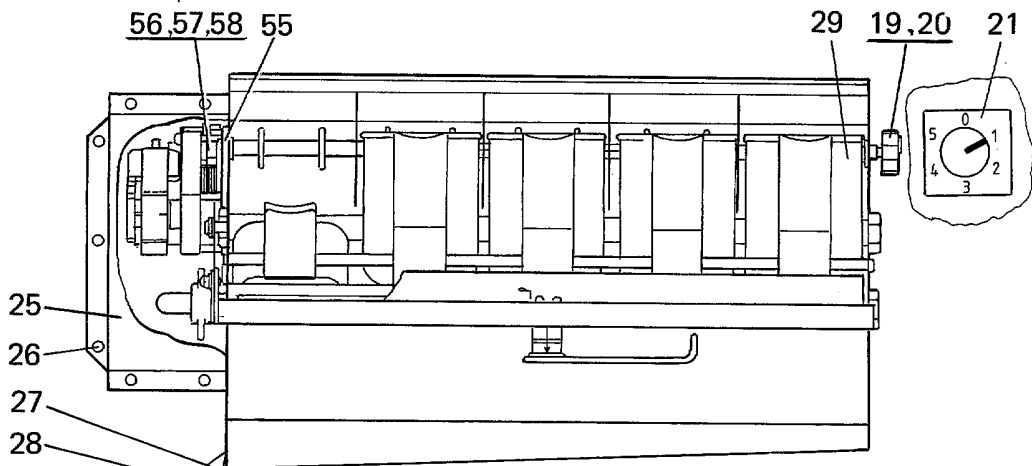
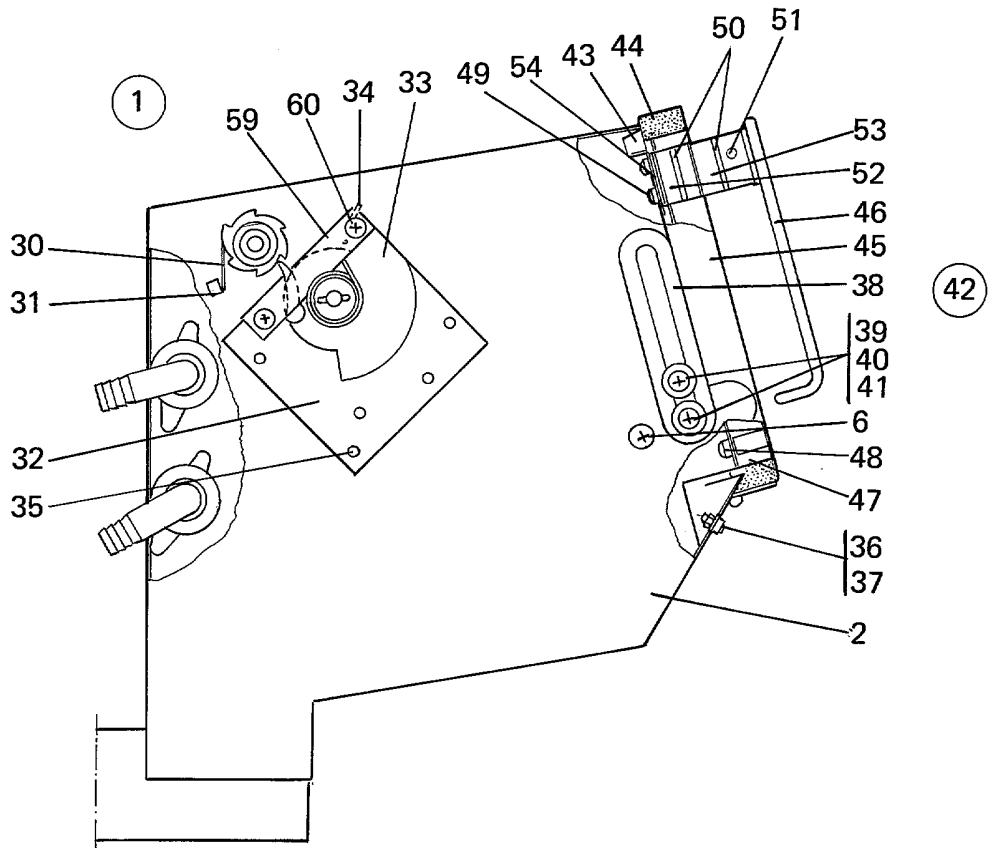
**EX-100 -78/1755,EX-100 HI-TEK -78/1755**

**Detergent control**

**Contrôle machine à laver**

Illustration Issue Month Year  
Schéma Issue Month Year  
**100349 3 2 1995**

Item Article	Qua Qua	Art.No Réf. article	Description	Description	Info Info	Notes Remarques
1	1	471 2434-24	Control	Contrôle	1	Complete
2	1	471 2434-26	•Detergent container	•Compartiment à savon	1	
3	1	471 2434-40	•Pipe	•Tube	1	
4	6	471 2434-43	••Nozzle	••Tuyère	1	
5	1	471 2261-49	•Gasket	•Joint	1	
6	1	471 2464-70	•Nipple	•Raccord	1	
7	1	471 2265-74	•Gasket	•Joint	1	
8	1	471 9010-73	•Nut	•Écrou	1	DN15
9	1	471 9009-38	•Hose sleeve	•Manchon	1	
10	1	471 6603-38	•Muff	•Tubulure	1	
11	1	471 2265-74	•Gasket	•Joint	1	
12	1	471 2422-36	•Flange	•Bride	1	
13	1	471 2408-86	•Pressure chamber	•Chambre compression	1	
14	1	471 9049-48	•Diaphragm	•Diaphragme	1,2	
15	1	471 2408-90	•Piston	•Piston	1,2	
16	1	471 2408-94	•Spring	•Ressort	1	
17	1	471 2408-87	•Cylinder	•Cylindre	1	
18	1	471 2422-35	•Flange	•Bride	1	
19	4	471 9102-45	•Screw	•Vis	1	RX 3X20
20	4	471 9015-65	•Nut	•Écrou	1	M3
21	1	471 9017-01	•Screw	•Vis	3	RX 4X10
22	1	471 9009-16	•Washer	•Rondelle	3	NB 5X16
23	1	471 9015-66	•Nut	•Écrou	3	M4
24	1	471 9201-51	•Screw	•Vis	3	RXS-B8X16
25	2	471 2409-06	•Spring	•Ressort	1	
26	2	471 9102-28	•Screw	•Vis	1	RX 3X6
27	1	471 2434-35	•Shaft	•Arbre	1	
28	10	471 2408-89	•Disc	•Disque	1	
29	9	471 2434-38	•Sleeve	•Manchon	1	L=45
30	2	471 2434-37	•Sleeve	•Manchon	1	L=20
31	2	471 2434-39	•Bushing	•Douille	1	
32	1	471 2456-53	•Wheel	•Roue	1	
33	2	735 3110-20	•Locking washer	•Laveuse	1	SGA6
34	5	471 2408-84	•Cup	•Godet	1	
35	1	471 2434-34	•Shaft	•Arbre	1	L=498
36	2	471 9021-31	•Screw	•Vis	1	RX 6X8
37	1	471 2434-45	•Door	•Plaque	1	
38	5	471 2263-51	•Safety glass	•Verre de sécurité	1	
39	1	471 2460-03	•V-gasket	•Joint en forme de V	1	L=500
40	4	471 9100-08	•Screw	•Vis	1	FX 4X10
41	4	471 9015-96	•Nut	•Écrou	3	M4
42	1	471 2425-20	Shaft	Arbre	1	
43	1	471 9015-68	Nut	Écrou	1	M6
44	1	471 9043-12	Grommet	Oeillet	1	
45	1	471 2263-50	Knob	Bouton	1	
46	1	471 9049-64	Clamp	Attache	1	
47	1	471 2418-19	Hose	Flexible	1	
48	1	471 9010-57	Hose clamp	Attache flexible	1	



Issue	Month	Year
01	05	88



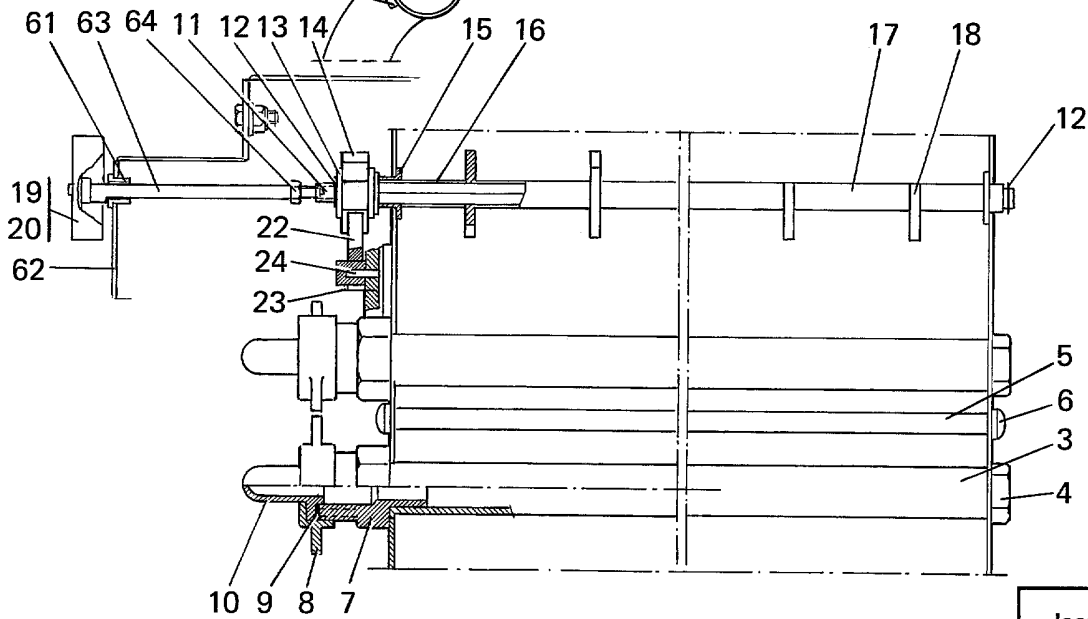
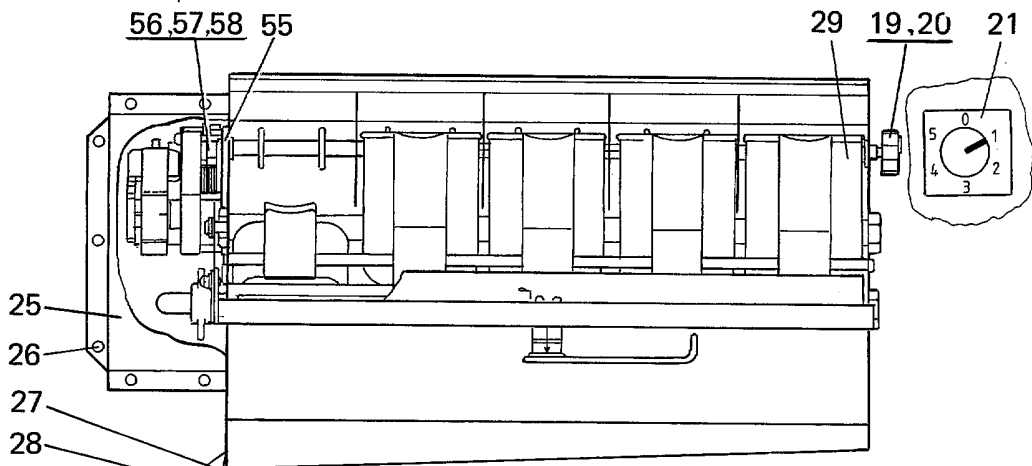
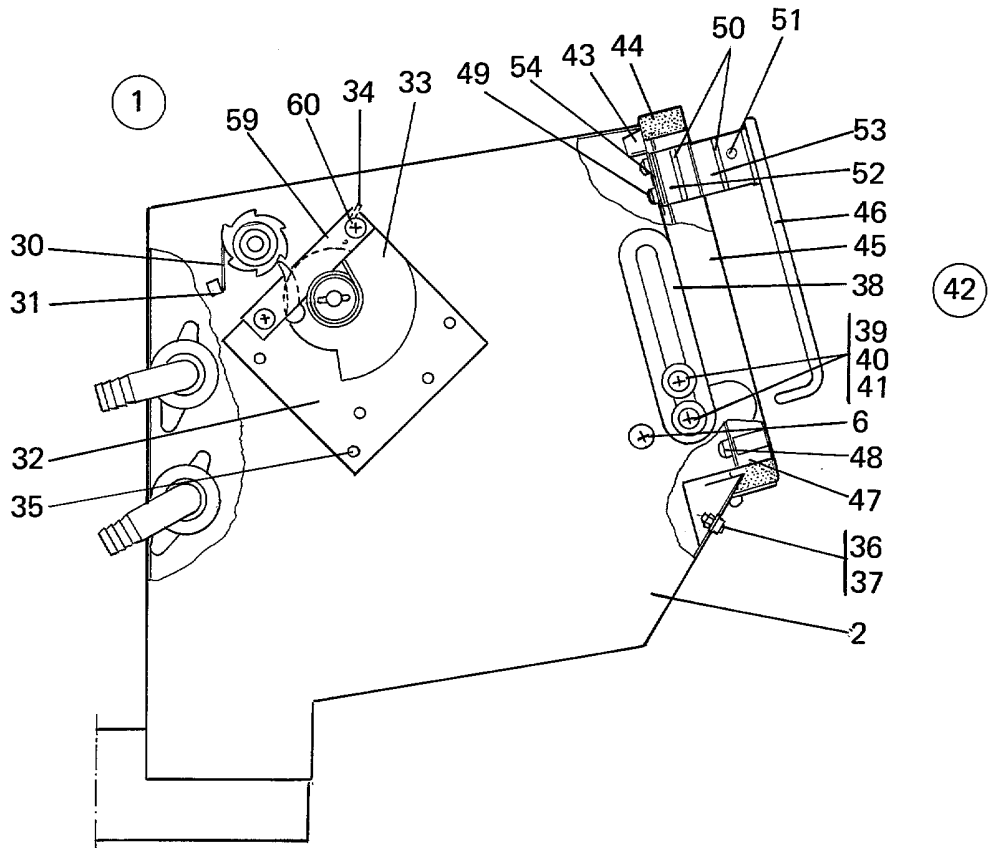
**EX-100 78/1756-,EX-100 HI-TEK 78/1756-**

**Detergent control**

**Contrôle machine à laver**

Illustration Issue Month Year  
Schéma Issue Month Year  
**100357 3 2 1995**

Item Article	Qua Qua	Art.No Réf. article	Description	Description	Info Info	Notes Remarques
1	1	471 4109-79	Dispenser	Distributeur	3	78/1756-
2	1	471 2470-81	•Container	•Conteneur	3	
3	2	471 2470-93	•Pipe	•Tube	3	
4	2	471 2470-94	•Plug	•Fiche	3	
5	1	471 2471-19	•Pullrod	•Axe de l'extracteur	3	
6	2	724 1364-42	•Screw	•Vis	3	M6X10
7	2	471 2464-70	•Nipple	•Raccord	3	
8	2	471 9010-73	•Nut	•Écrou	1	DN15
9	2	471 2261-49	•Gasket	•Joint	1,2	
10	2	471 9009-38	•Hose sleeve	•Manchon	1,2	
11	1	471 2470-87	•Shaft	•Arbre	3	SIDOMONTAGE
	1	471 7905-00	•Shaft	•Arbre	3	FRONTMONTAGE
12	2	735 3110-20	•Locking washer	•Laveuse	3	SGA6
13	4	734 1171-09	•Washer	•Rondelle	3	BRB 10X18
14	1	471 2456-57	•Wheel	•Roue	1,2	
15	2	471 2470-88	•Bushing	•Douille	3	
16	2	471 2434-37	•Sleeve	•Manchon	3	
17	9	471 2434-38	•Sleeve	•Manchon	3	
18	10	471 2408-89	•Disc	•Disque	1,2	
19	1	471 9049-64	•Clamp	•Attache	3	
20	1	471 2263-50	•Knob	•Bouton	1,2	
21	1	471 2456-56	•Sign	•Signe	3	
22	1	471 2470-89	•Arm	•Bras	1,2	
23	1	471 2470-90	•Spring	•Ressort	3	
24	1	471 2471-14	•Shaft	•Arbre	3	
25	1	471 4109-04	•Cover	•Couvercle	3	
26	7	729 9342-61	•Screw	•Vis	3	4,2X13
27	1	471 2418-19	•Hose	•Flexible	3	
28	2	736 2840-51	•Hose clamp	•Attache flexible	3	Ø50-63
29	5	471 2408-84	•Cup	•Godet	1	
30	1	471 2409-06	•Spring	•Ressort	1,2	
31	1	724 1220-01	•Screw	•Vis	3	
32	1	471 6753-58	•Motor	•Moteur	1,2	50/60Hz
33	1	471 2470-92	•Disc	•Disque	1	
34	1	471 2470-91	•Spring	•Ressort	1,2	
35	3	731 2312-01	•Nut	•Écrou	3	M4
36	6	724 1289-42	•Screw	•Vis	3	M4X10
37	6	731 2312-42	•Nut	•Écrou	3	M4
38	1	471 2470-97	•Arm	•Bras	3	
39	2	724 1323-42	•Screw	•Vis	3	M5X8
40	2	471 2470-96	•Washer	•Rondelle	3	
41	1	471 9009-76	•Washer	•Rondelle	3	
42	1	471 2470-98	•Door	•Plaque	3	Complete
43	1	471 2471-11	••Lock catch	••Ergot de verrouillage	1	
44	1	471 2470-79	••Rubber strip	••Joint caoutchouc	1,2	L=1340MM
45	1	471 2470-99	••Door	••Plaque	3	
46	1	471 2471-05	••Handle	••Poignée	1	
47	1	471 2471-13	••Brace bracket	••Support de montant	3	
48	9	724 1323-42	••Screw	••Vis	3	M5X8
49	2	724 1289-42	••Screw	••Vis	3	M4X10
50	2	471 2471-08	••Washer	••Rondelle	3	
51	1	721 4258-40	••Spring pins	••Goupille de tube	3	STAINLESS STEEL 4X24
52	1	471 2471-12	••Pin	••Goupille	3	
53	1	471 2471-09	••Bushing	••Douille	3	
54	2	471 2471-10	••Spacer washer	••Rondelle écartement	3	
55	1	471 2470-78	••Screen plate	••Plaque de blindage	3	
56	1	471 6654-14	•Mounting plate	•Plaque de montage	3	
57	4	471 6654-15	•Spacer	•Entretoise	3	
58	4	471 6654-16	•Screw	•Vis	3	



Issue	Month	Year
01	05	88

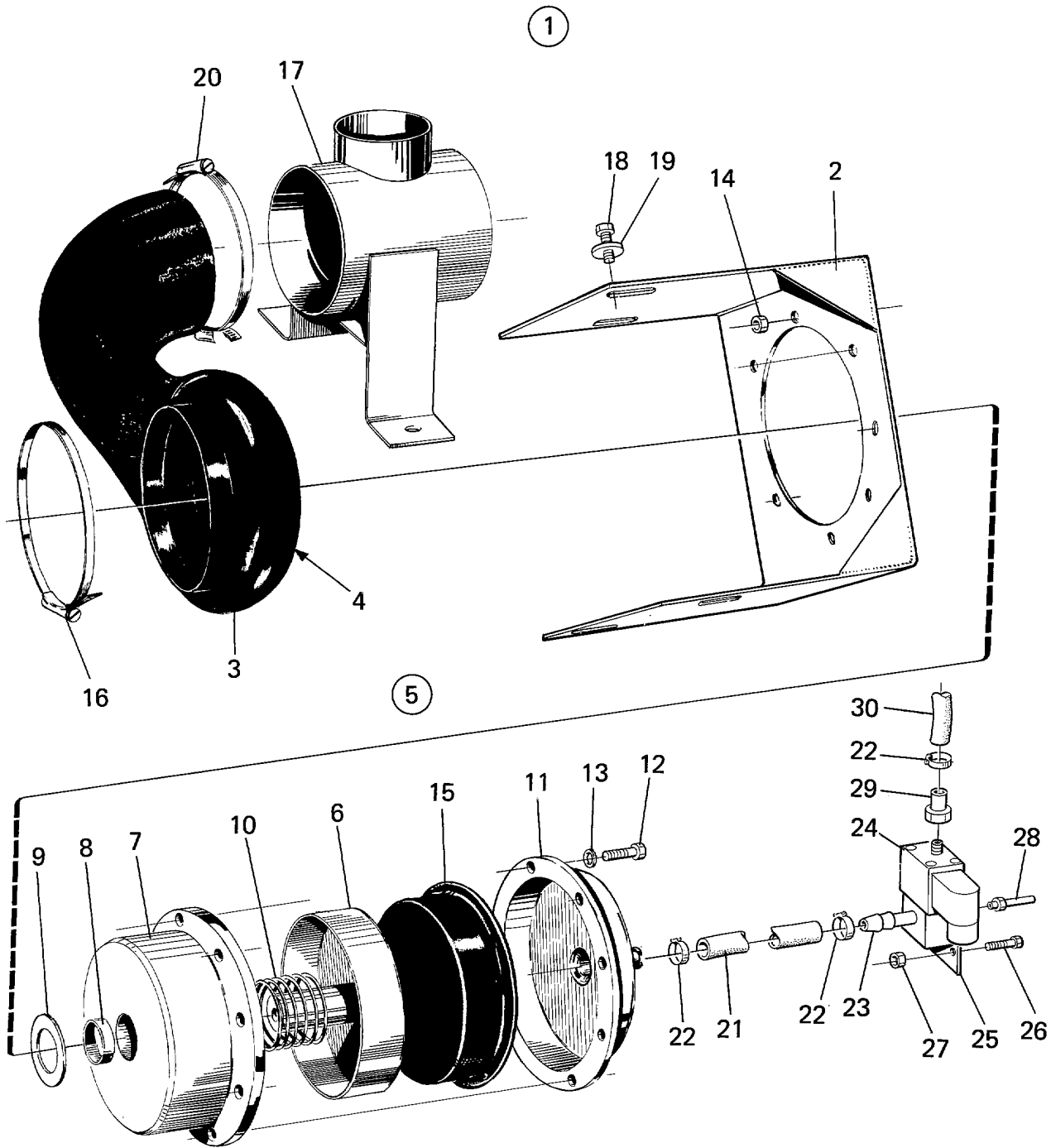
**EX-100 78/1756-,EX-100 HI-TEK 78/1756-**

**Detergent control**

**Contrôle machine à laver**

Illustration	Issue	Month	Year
Schéma	Issue	Month	Year
<b>100357</b>	<b>3</b>	<b>2</b>	<b>1995</b>

Item Article	Qua Qua	Art.No Réf. article	Description	Description	Info Info	Notes Remarques
<b>59</b>	1	<b>471 4647-71</b>	•Stop	•Arrêt	3	
<b>60</b>	2	<b>724 1321-01</b>	•Screw	•Vis	3	M5X6
<b>61</b>	1	<b>762 1116-10</b>	•Grommet	•Oillet	3	
<b>62</b>	1	<b>471 2442-52</b>	•Sign	•Signe	3	
<b>63</b>	1	<b>471 7904-00</b>	•Shaft	•Arbre	3	
<b>64</b>	1	<b>731 2316-01</b>	•Nut	•Écrou	3	M6



100358

Issue	Month	Year
02	01	92

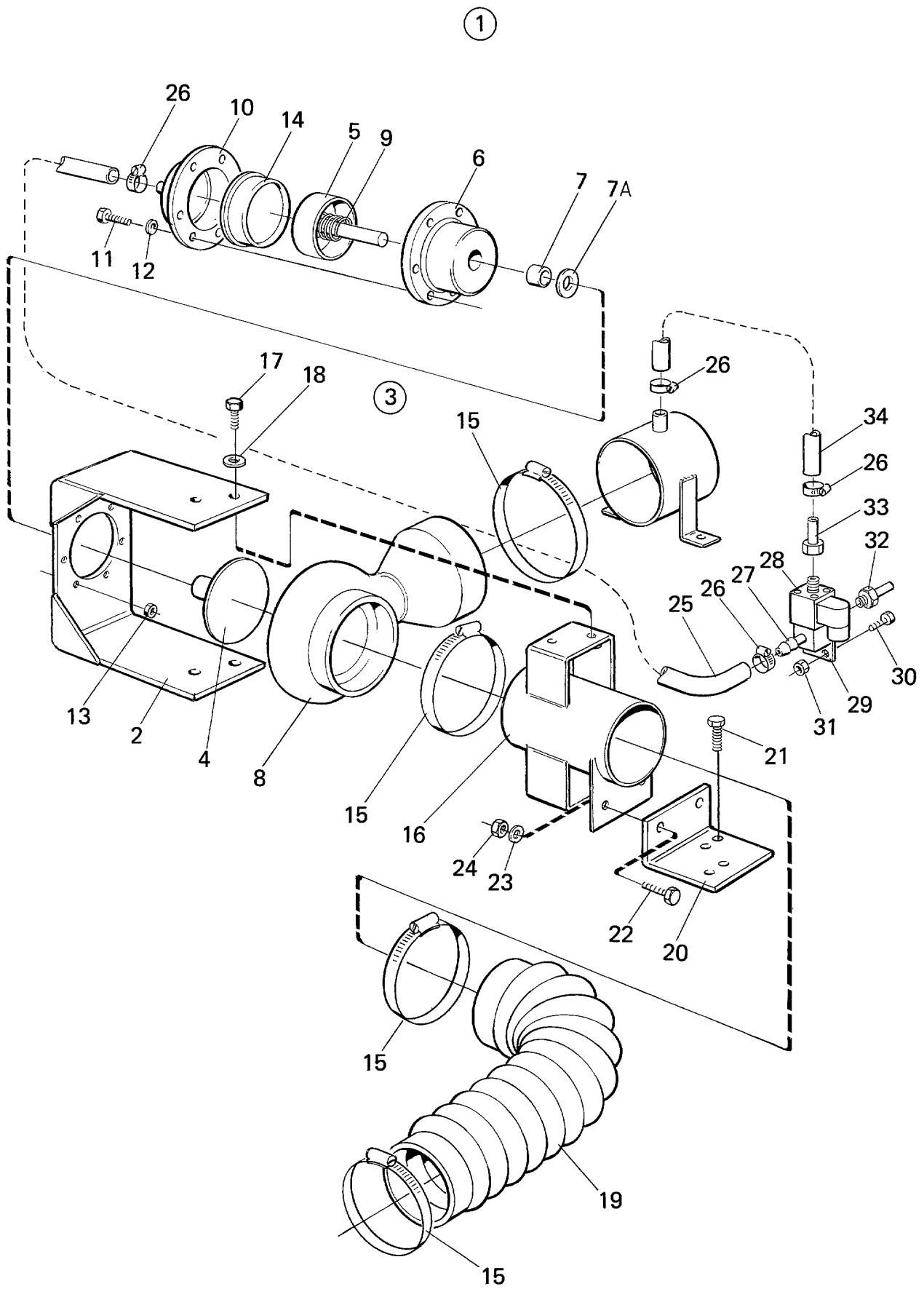
**EX-100 -93/4195**

**Drain valve**

**Purgeur**

Illustration Issue Month Year  
Schéma Issue Month Year  
**100358 6 3 1995**

Item Article	Qua Qua	Art.No Réf. article	Description	Description	Info Info	Notes Remarques
<b>1</b>	1	<b>471 2417-20</b>	Drain valve, complete	Soupape de vidange, complet	1	Complete
<b>2</b>	1	<b>471 2417-29</b>	•Bracket	•Pièce de retenue	3	
<b>3</b>	1	<b>471 2433-93</b>	•Hose	•Flexible	1,2	
<b>4</b>	1	<b>471 4021-00</b>	•Plate	•Tableau	1,2	
<b>5</b>	1	<b>471 6666-22</b>	•Repair kit	•Kit reconditionnement	1,2	
<b>6</b>	1	<b>471 4023-00</b>	••Piston	••Piston	1	
<b>7</b>	1	<b>471 4024-00</b>	••Cylinder	••Cylindre	1	
<b>8</b>	2	<b>471 8575-00</b>	••Bearing	••Coussinet	1,2	
<b>9</b>	1	<b>471 8159-01</b>	••Gasket	••Joint	1,2	
<b>10</b>	1	<b>471 2417-25</b>	••Spring	••Ressort	1	
<b>11</b>	1	<b>471 2417-21</b>	••Cover	••Couvercle	3	
<b>12</b>	8	<b>725 2378-51</b>	••Screw	••Vis	3	M6X40
<b>13</b>	8	<b>734 1153-01</b>	••Washer	••Rondelle	3	BRB 6,4X12
<b>14</b>	8	<b>732 2116-01</b>	••Locking nut	••Contre-écrou	3	M6
<b>15</b>	1	<b>471 9065-37</b>	••Diaphragm	••Diaphragme	1,2	
<b>16</b>	1	<b>736 2855-51</b>	Hose clamp	Attache flexible	3	Ø138
<b>17</b>	1	<b>471 2417-36</b>	Connection	Flexible caoutchouc	3	
<b>18</b>	4	<b>725 2455-51</b>	Screw	Vis	3	M8X30
<b>19</b>	4	<b>471 9019-34</b>	Washer	Rondelle	3	TBRSB 8,4X26
<b>20</b>	1	<b>471 9219-86</b>	Hose clamp	Attache flexible	3	
<b>21</b>	1	<b>471 2426-57</b>	Hose	Flexible	1	
<b>22</b>	4	<b>736 2816-51</b>	Hose clamp	Attache flexible	3	Ø13-19
<b>23</b>	1	<b>471 2426-56</b>	Hose nipple	Mamelon de flexible	1	
<b>24</b>	1	<b>471 9202-32</b>	Solenoid valve	Électrovanne	1,2	50Hz See group US8140
	1	<b>471 9202-33</b>	Solenoid valve	Électrovanne	1,2	60Hz See group US8140
<b>25</b>	1	<b>471 2418-32</b>	Bracket	Support de montage	1	
<b>26</b>	2	<b>725 2368-51</b>	Screw	Vis	3	M6X16
<b>27</b>	2	<b>732 2116-01</b>	Locking nut	Contre-écrou	3	M6
<b>28</b>	1	<b>471 2426-56</b>	Hose nipple	Mamelon de flexible	1	
<b>29</b>	1	<b>471 2435-75</b>	Hose nipple	Mamelon de flexible	1	
<b>30</b>	1	<b>471 2426-58</b>	Hose	Flexible	1	



101111

Issue	Month	Year
01	05	93

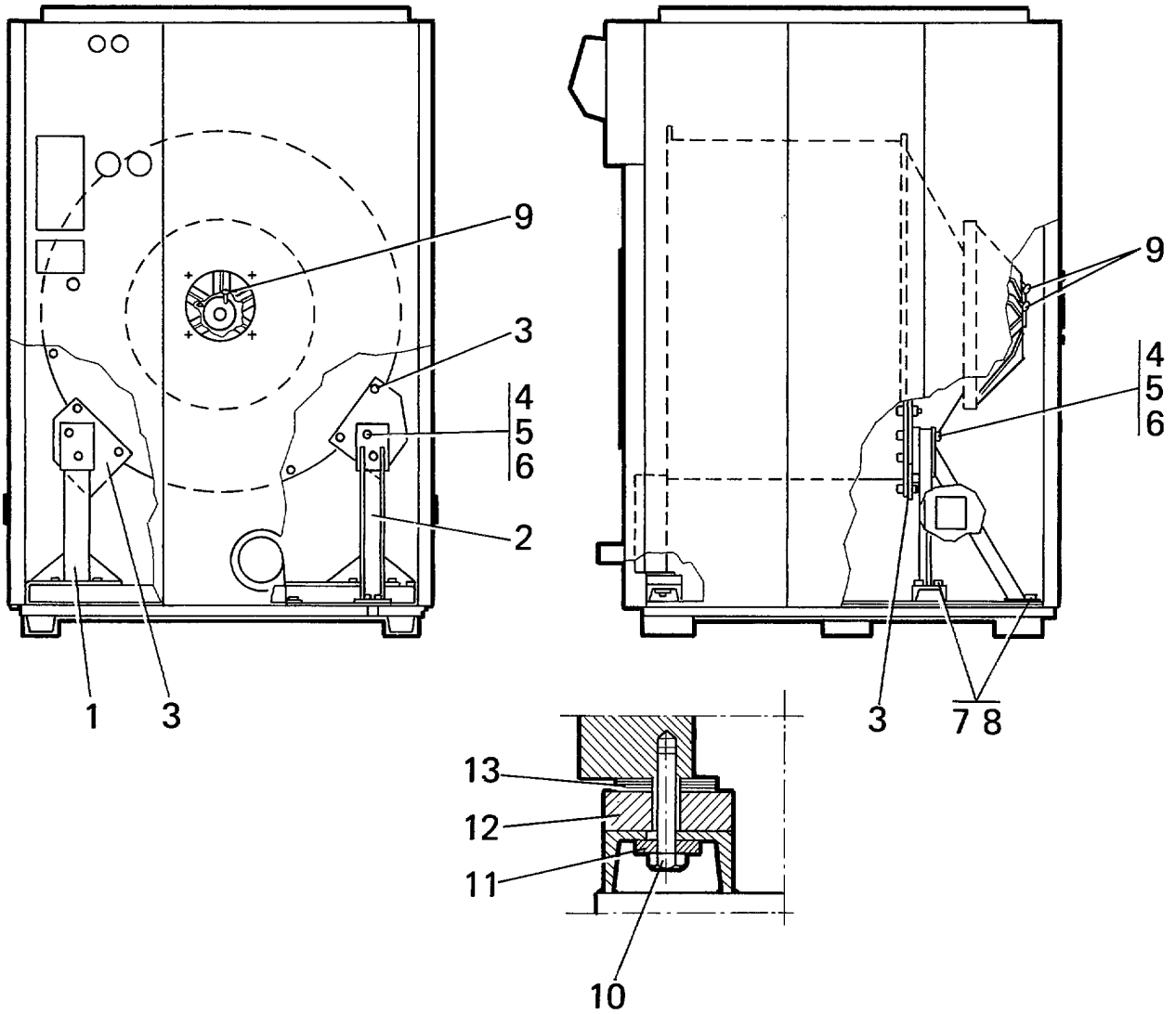
**EX-100 93/4196-**

**Drain valve**

**Purgeur**

Illustration Issue Month Year  
Schéma Issue Month Year  
**101111 4 3 1995**

Item Article	Qua Qua	Art.No Réf. article	Description	Description	Info Info	Notes Remarques
<b>1</b>	1	<b>471 2417-20</b>	Drain valve, complete	Soupape de vidange, complet	1	Complete
<b>2</b>	1	<b>471 2417-29</b>	•Bracket	•Pièce de retenue	3	
<b>3</b>	1	<b>471 6666-22</b>	•Repair kit	•Kit reconditionnement	1,2	
<b>4</b>	1	<b>471 4021-00</b>	••Plate	••Tableau	1	
<b>5</b>	1	<b>471 4023-00</b>	••Piston	••Piston	1	
<b>6</b>	1	<b>471 4024-00</b>	••Cylinder	••Cylindre	1	
<b>7</b>	2	<b>471 8575-00</b>	••Bearing	••Coussinet	1,2	
<b>7A</b>	1	<b>471 8159-01</b>	••Gasket	••Joint	1,2	
<b>8</b>	1	<b>471 2433-93</b>	••Hose	••Flexible	1	
<b>9</b>	1	<b>471 2417-25</b>	••Spring	••Ressort	1	
<b>10</b>	1	<b>471 2417-21</b>	••Cover	••Couvercle	3	
<b>11</b>	8	<b>725 2378-51</b>	••Screw	••Vis	3	M6X40
<b>12</b>	8	<b>734 1153-01</b>	••Washer	••Rondelle	3	BRB 6,4X12
<b>13</b>	8	<b>732 2116-01</b>	••Locking nut	••Contre-écrou	3	M6
<b>14</b>	1	<b>471 9065-37</b>	••Diaphragm	••Diaphragme	1,2	
<b>15</b>	4	<b>736 2855-51</b>	Hose clamp	Attache flexible	3	Ø138
<b>16</b>	1	<b>472 9499-02</b>	Valve mounting	Montage des soupapes	3	
<b>17</b>	8	<b>725 2455-51</b>	Screw	Vis	3	M8X30
<b>18</b>	8	<b>471 9019-34</b>	Washer	Rondelle	3	TBRBSB 8,4X26
<b>19</b>	1	<b>472 6373-01</b>	Hose	Flexible	1	
<b>20</b>	1	<b>472 9484-02</b>	Bracket	Support de montage	3	
<b>21</b>	2	<b>725 2534-51</b>	Screw	Vis	3	M12X25
<b>22</b>	2	<b>725 2378-51</b>	Screw	Vis	3	M6X40
<b>23</b>	2	<b>471 9018-51</b>	Washer	Rondelle	3	
<b>24</b>	2	<b>731 2316-01</b>	Nut	Écrou	3	M6
<b>25</b>	1	<b>471 8116-04</b>	Hose	Flexible	1	
<b>26</b>	4	<b>736 2816-51</b>	Hose clamp	Attache flexible	3	Ø13-19
<b>27</b>	1	<b>471 2426-56</b>	Hose nipple	Mamelon de flexible	3	
<b>28</b>	1	<b>471 9202-32</b>	Solenoid valve	Électrovanne	1,2	50Hz See group US8140
	1	<b>471 9202-33</b>	Solenoid valve	Électrovanne	1,2	60Hz See group US8140
<b>29</b>	1	<b>471 2418-32</b>	Bracket	Support de montage	3	
<b>30</b>	2	<b>725 2368-51</b>	Screw	Vis	3	M6X16
<b>31</b>	2	<b>732 2116-01</b>	Locking nut	Contre-écrou	3	M6
<b>32</b>	1	<b>471 2426-56</b>	Hose nipple	Mamelon de flexible	3	
<b>33</b>	1	<b>471 2435-75</b>	Hose nipple	Mamelon de flexible	3	
<b>34</b>	1	<b>471 2426-58</b>	Hose	Flexible	1	



100359

Issue	Month	Year
02	10	88



**EX-100,EX-100 HI-TEK**

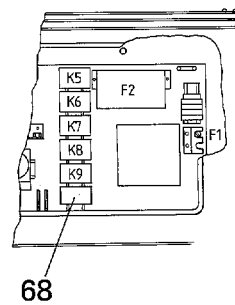
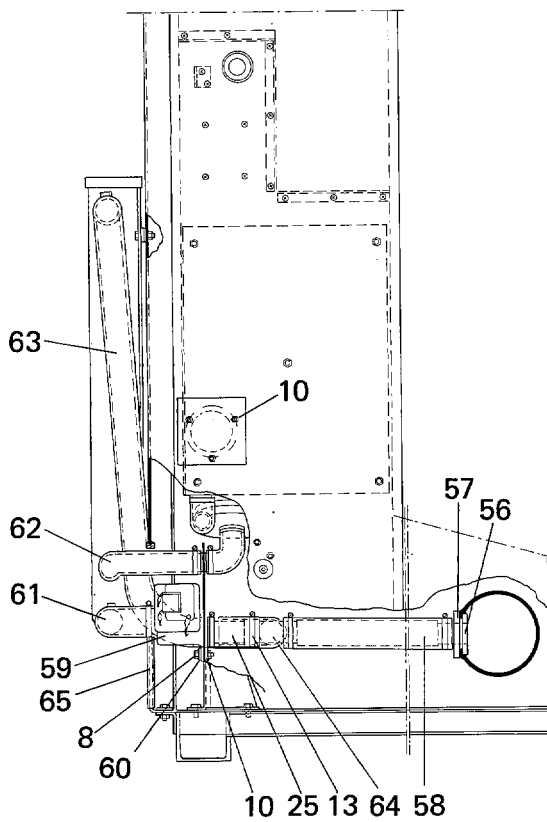
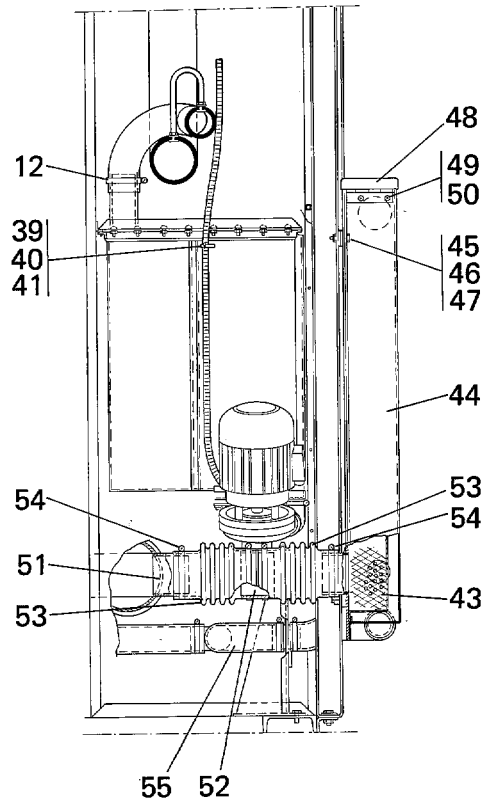
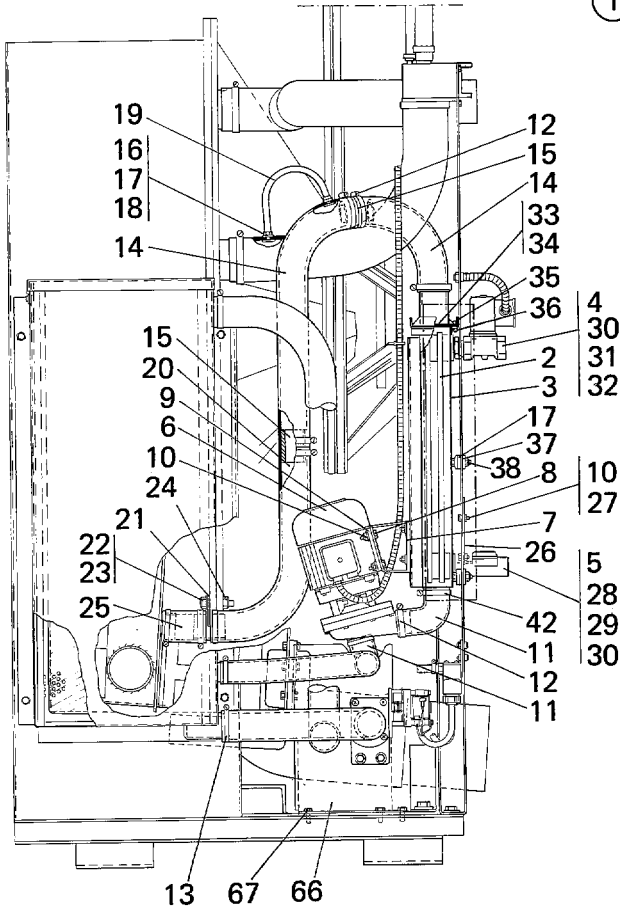
**Shipping security bar**

**Sécurité transport**

Illustration Issue Month Year  
Schéma Issue Month Year  
**100359 4 2 1995**

Item Article	Qua Qua	Art.No Réf. article	Description	Description	Info Info	Notes Remarques
1	1	471 4656-38	Transport support	Transport contrainte	3	
2	1	471 4656-38	Transport support	Transport contrainte	3	
3	2	471 2429-81	Support frame	Panneau de fixation	3	
4	4	725 2552-51	Screw	Vis	3	M12X100
5	8	734 1178-01	Washer	Rondelle	3	BRB 13X24
6	4	732 2122-01	Locking nut	Contre-écrou	3	M12
7	10	725 2536-51	Screw	Vis	3	M12X30
8	10	734 1178-01	Washer	Rondelle	3	BRB 13X24
9	2	471 2442-36	Screw	Vis	3	
10	2	725 2636-51	Screw	Vis	3	M16X80
11	2	471 2442-32	Washer	Rondelle	3	
12	2	471 2442-30	Washer	Rondelle	3	
13	4	471 2442-31	Washer	Rondelle	3	

1



Issue	Month	Year
01	05	88

**EX-100,EX-100 HI-TEK**

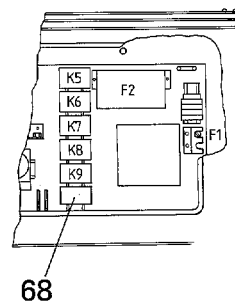
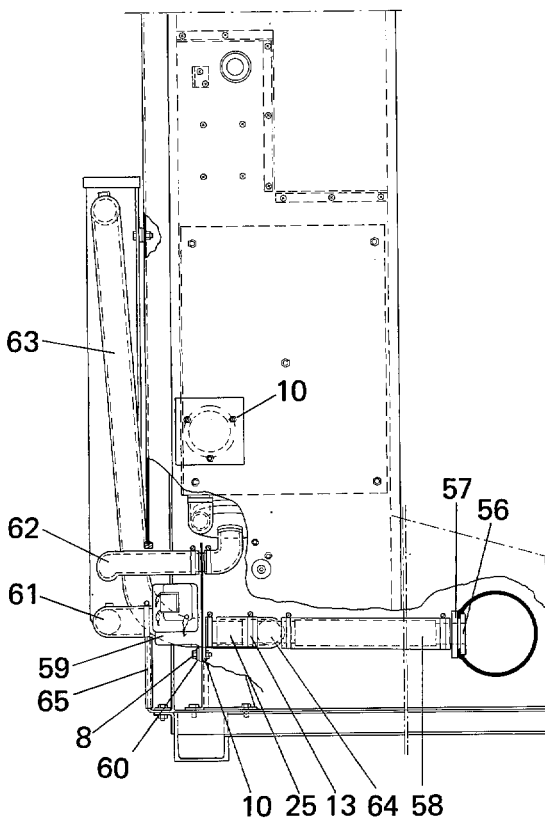
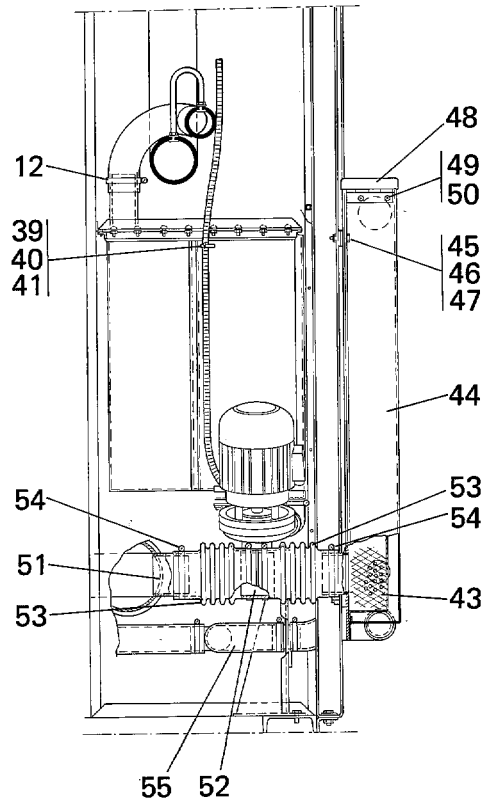
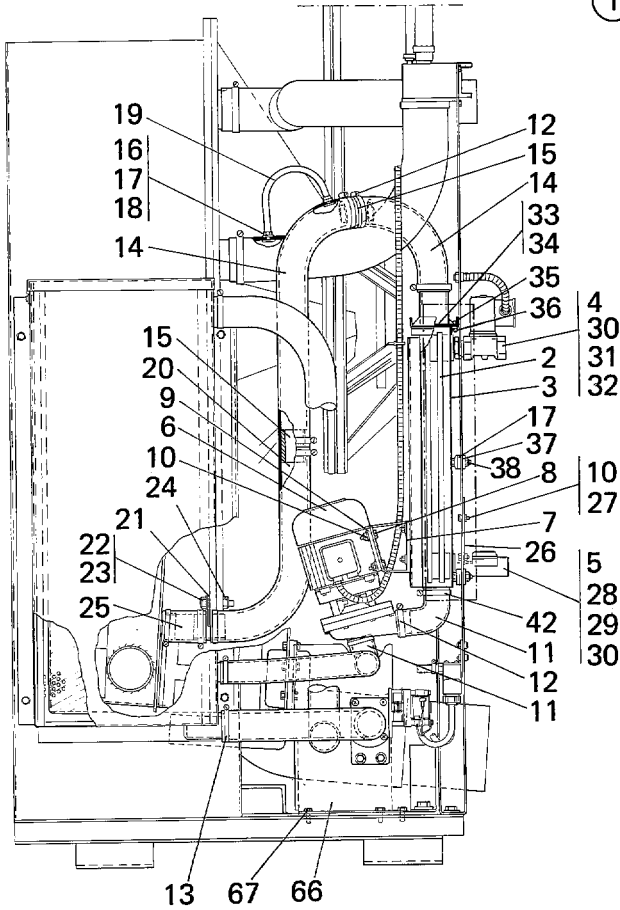
**Indirect steam heating unit**

**Chauffage indirect**

Illustration Issue Month Year  
Schéma Issue Month Year  
**100360 3 10 1995**

Item Article	Qua Qua	Art.No Réf. article	Description	Description	Info Info	Notes Remarques
1	1	471 2679-01	Steam heating	Chauffage à vapeur	3	380-415V3N~50Hz
2	1	471 4120-01	•Hot water battery	•Accumulateur d'eau chaude	1	
3	1	471 4127-01	•Heating box	•Boîtier du chauffage	3	
4	1	471 8218-02	•Valve	•Soupape	1,2	50/60Hz
5	1	471 8621-01	•Condenser	•Condenseur	1	
6	1	471 9223-03	•Pump	•Pompe	1,2	380-415V, 50Hz
7	1	471 4378-01	•Bracket	•Pupitre	3	
8	6	725 2370-51	•Screw	•Vis	3	M6X20
9	8	734 1153-01	•Washer	•Rondelle	3	BRB 6,4X12
10	13	732 2116-01	Locking nut	Contre-écrou	3	M6
11	3	471 2260-05	•Hose	•Flexible	1,2	
12	14	736 2837-51	•Hose clamp	•Attache flexible	3	Ø48-54
13	18	736 2840-51	•Hose clamp	•Attache flexible	3	Ø50-63
14	2	471 2459-60	•Hose	•Flexible	1,2	
15	2	471 4140-01	•Pipe	•Tube	3	
16	4	471 2263-65	•Nipple	•Raccord	3	
17	9	734 1164-01	•Washer	•Rondelle	3	8,4X17
18	4	731 2318-01	•Nut	•Écrou	3	M8
19	2	471 2088-92	•Hose	•Flexible	1,2	
20	1	471 2418-19	•Hose	•Flexible	1,2	
21	1	471 4142-01	•Bracket	•Support de montage	3	
22	1	725 8540-51	•Screw	•Vis	3	M12X40
23	1	734 1178-01	•Washer	•Rondelle	3	BRB 13X24
24	1	732 2122-01	•Locking nut	•Contre-écrou	3	M12
25	1	471 8128-41	•Hose	•Flexible	1,2	L=90, 1 1/2"
26	1	471 2442-62	•Mounting plate	•Plaque de montage	3	
27	3	725 2368-51	•Screw	•Vis	3	M6X16
28	1	471 8624-01	•Nipple	•Raccord	3	
29	1	471 2463-15	•Washer	•Rondelle	3	
30	2	740 4411-10	•O-ring	•Joint torique	3	
31	1	471 9219-38	•Nipple	•Raccord	3	3/4"
32	1	471 8502-08	•	•	3	
33	1	471 4135-01	•Cover	•Couvercle	3	
34	1	471 4133-01	•Gasket	•Joint	1,2	
35	1		•Screw	•Vis	3	M4X10
36	18	733 7821-41	•Clip	•Colliers de serrage	3	
37	15	471 9019-34	•Washer	•Rondelle	3	TBRBSB 8,4X26
38	5	732 2118-01	•Locking nut	•Contre-écrou	3	M8
39	1	471 9004-75	•Bracket	•Support de montage	3	
40	20	729 5344-01	•Screw	•Vis	3	RXS B8X16
41	4	762 9105-05	•Cable strap	•Serre-câble	3	
42	6	736 2831-51	•Hose clamp	•Attache flexible	3	Ø36-42
43	1	471 4374-01	•Strainer	•Filtre	3	
44	1	471 4369-01	•Strainer housing	•Logement du filtre	3	
45	4	725 2453-51	•Screw	•Vis	3	M8X25
46	8	471 9019-34	•Washer	•Rondelle	3	TBRBSB 8,4X26
47	4	732 2118-01	•Locking nut	•Contre-écrou	3	M8
48	1	471 4375-01	•Cover	•Couvercle	3	
49	2	724 1289-42	•Screw	•Vis	3	M4X10
50	2	731 2312-42	•Nut	•Écrou	3	M4
51	1	471 4373-01	•Pipe	•Tube	3	
52	1	471 4373-02	•Pipe	•Tube	3	
53	2	472 6463-01	•Hose	•Flexible	1,2	
54	4	736 2849-51	•Hose clamp	•Attache flexible	3	Ø77-93
55	1	471 4390-01	•Hose	•Flexible	1,2	
56	1	438 4101-01	•Nipple	•Raccord	3	
57	1	438 4100-01	•Nut	•Écrou	3	
58	1	471 8128-42	•Hose	•Flexible	1,2	

1



Issue	Month	Year
01	05	88

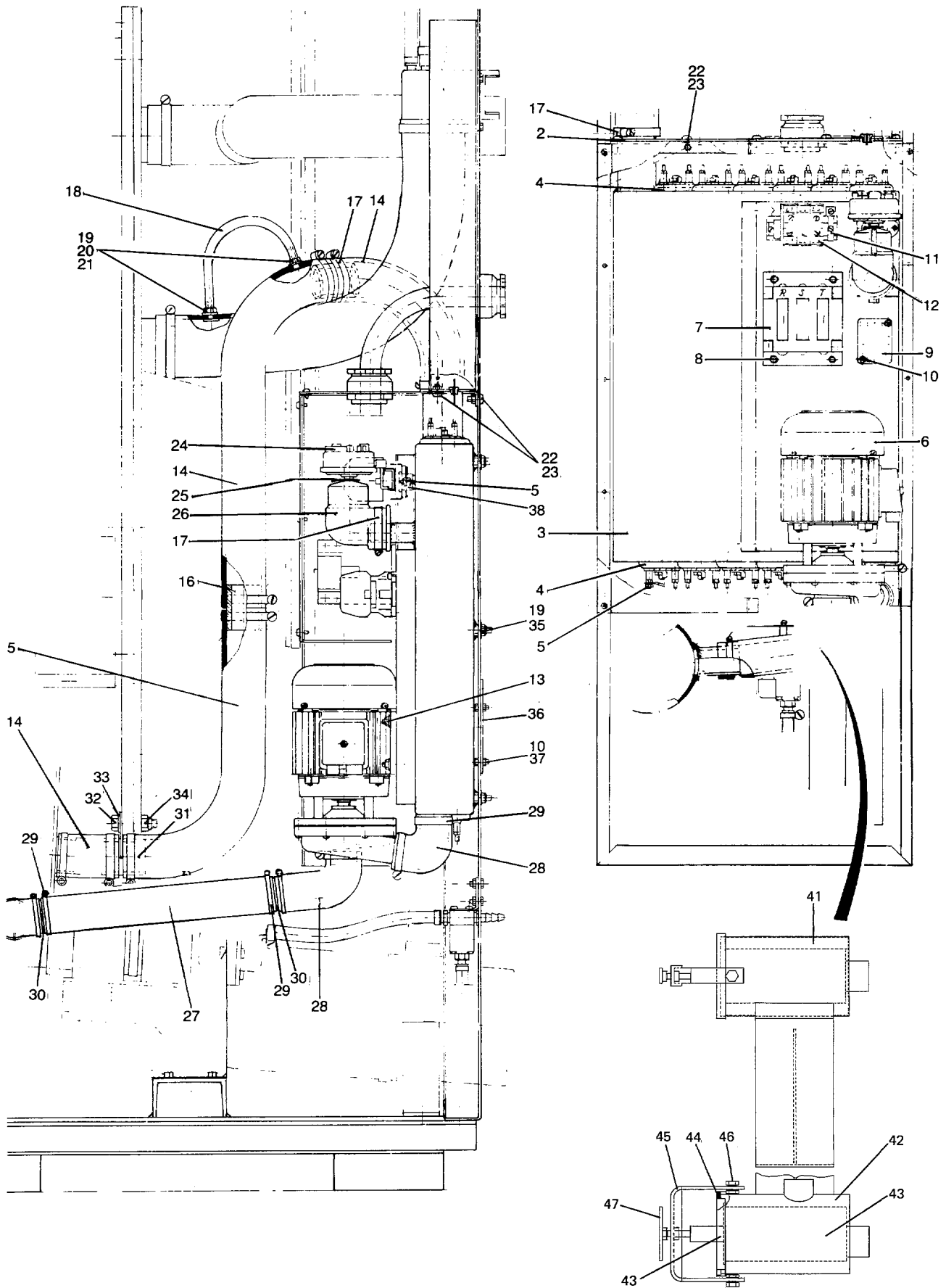
**EX-100,EX-100 HI-TEK**

**Indirect steam heating unit**

**Chauffage indirect**

Illustration Issue Month Year  
Schéma Issue Month Year  
**100360 3 10 1995**

Item Article	Qua Qua	Art.No Réf. article	Description	Description	Info Info	Notes Remarques
<b>59</b>	1	<b>471 9219-65</b>	•Drain valve	•Purgeur	1,2	50/60Hz See group US8102
<b>60</b>	4	<b>471 9018-51</b>	•Washer	•Rondelle	3	
<b>61</b>	1	<b>471 4388-01</b>	•Hose	•Flexible	1,2	
<b>62</b>	1	<b>471 4389-01</b>	•Hose	•Flexible	1,2	
<b>63</b>	1	<b>471 4387-01</b>	•Hose	•Flexible	1,2	
<b>64</b>	1	<b>472 9028-01</b>	•T-pipe	•Tube en T	3	
<b>65</b>	1	<b>471 8153-04</b>	•	•	3	
<b>66</b>	1	<b>471 4382-01</b>	•Bracket	•Pièce de retenue	3	
<b>67</b>	3	<b>725 2368-51</b>	•Screw	•Vis	3	M6X16
<b>68</b>	1	<b>767 5122-00</b>	•Contactor	•Relais	1,2	50Hz



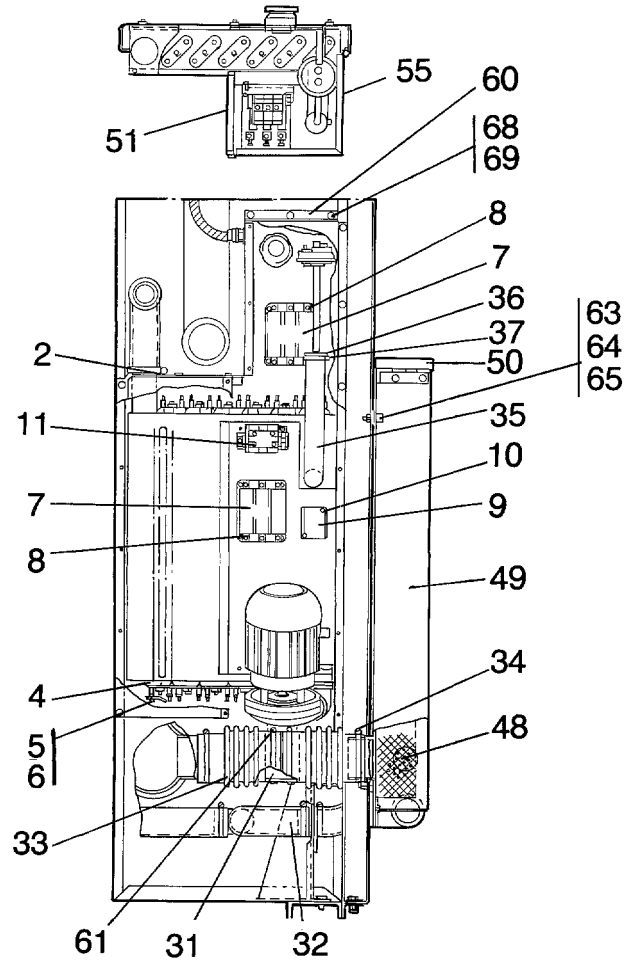
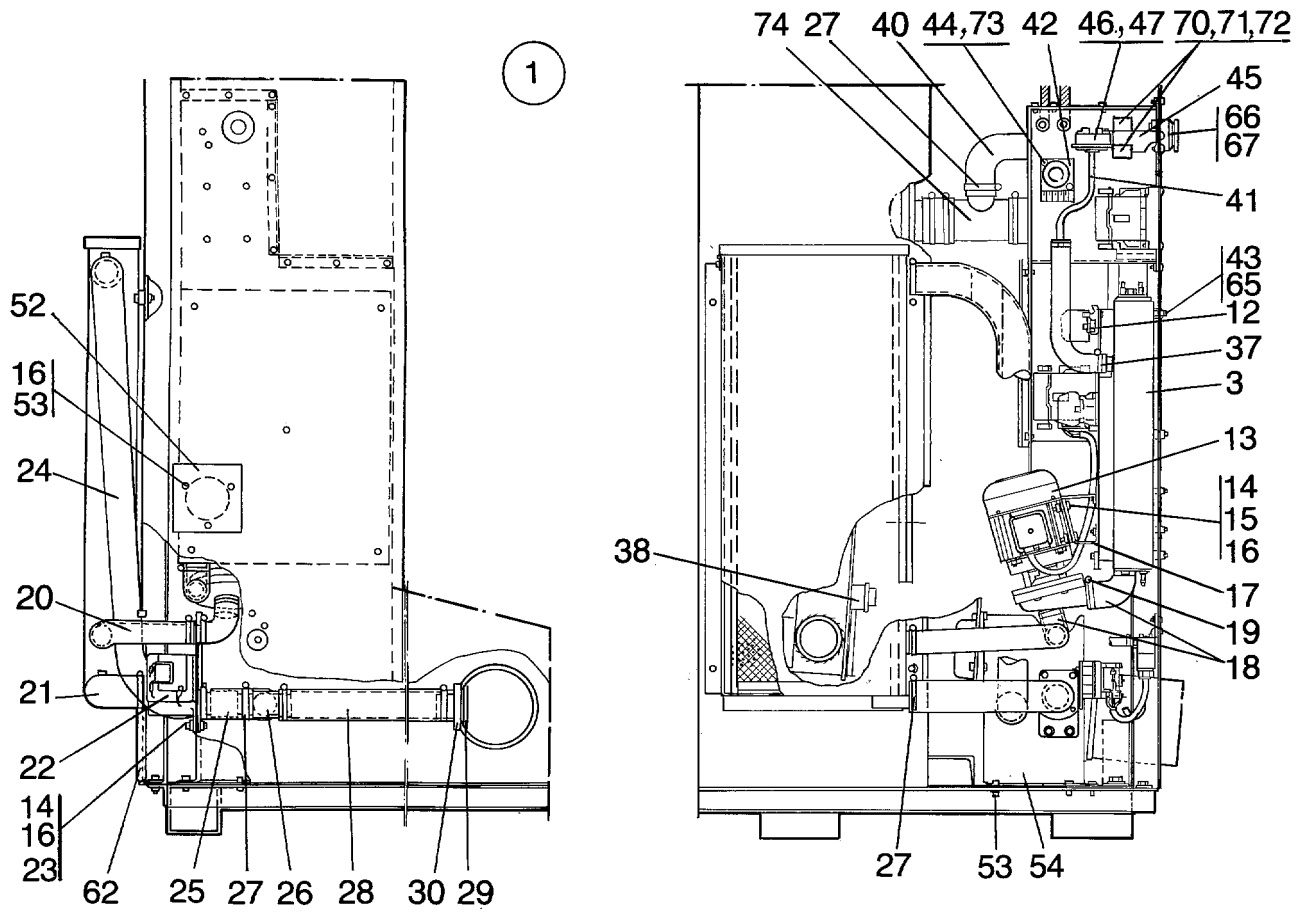
**EX-100 -84/2630,EX-100 HI-TEK -84/2630**

**Indirect electric heating**

**Chauffage électrique indirect**

Illustration Issue Month Year  
Schéma Issue Month Year  
**100361 4 8 1997**

Item Article	Qua Qua	Art.No Réf. article	Description	Description	Info Info	Notes Remarques
1	1	471 4110-01	Heating	Chauffage	3	50Hz INDIRECT EL.COMPL.
2	1	471 4111-01	•Cover	•Couvercle	3	
3	1	471 4114-01	•Heating box	•Boîtier du chauffage	3	
4	12	471 9205-48	•Heating element	•Élément chauffant	1,2	4KW 220V
5	18	731 2312-01	•Nut	•Écrou	3	M4
6	1	471 9223-03	•Pump	•Pompe	1,2	380-415V, 50Hz
7	1	767 5103-66	•Contactor	•Relais	1,2	50Hz
8	4	732 2114-01	•Locking nut	•Contre-écrou	3	M5
9	1	767 5122-00	•Contactor	•Relais	1,2	50Hz
10	3	725 2368-51	•Screw	•Vis	3	M6X16
11	1	762 7110-80	•Ground connection	•Connexion à la masse	3	
12	1	471 9066-12	•Terminal connection	•Bloc de connexion	3	
13	4	732 2116-01	•Locking nut	•Contre-écrou	3	M6
14	3	471 2459-60	•Hose	•Flexible	1	
15	1	471 2418-19	•Hose	•Flexible	1	
16	1	471 4140-01	•Pipe	•Tube	3	
17	9	736 2840-51	•Hose clamp	•Attache flexible	3	Ø50-63 65
18	1	471 2088-92	•Hose	•Flexible	1	
19	4	734 1164-01	•Washer	•Rondelle	3	8,4X17
20	2	471 2263-65	•Nipple	•Raccord	3	
21	2	731 2318-01	•Nut	•Écrou	3	M8
22	7	724 1289-01	•Screw	•Vis	3	M4X10
23	7	732 2112-01	•Locking nut	•Contre-écrou	3	M4
24	2	471 8860-11	•Level control	•Réglage de niveau	1,2	
25	1	736 2822-01	•Hose clamp	•Attache flexible	3	
26	1	471 2095-32	•Air chamber	•Chambre à air	1	
27	1	471 4647-86	•Hose	•Flexible	1	
28	2	471 2260-05	•Hose	•Flexible	1	
29	8	736 2837-51	•Hose clamp	•Attache flexible	3	Ø48-54 56
30	3	471 4013-01	•Pipe	•Tube	3	
31	1	471 4142-01	•Bracket	•Support de montage	3	
32	1	725 2540-51	•Screw	•Vis	3	M12X40
33	1	734 1178-01	•Washer	•Rondelle	3	BRB 13X24
34	1	732 2122-01	•Locking nut	•Contre-écrou	3	M12
35	7	732 2118-01	•Locking nut	•Contre-écrou	3	M8
36	1	471 2442-62	•Mounting plate	•Plaque de montage	3	
37	3	471 9020-58	•Locking nut	•Contre-écrou	3	M6
38	1	471 9000-71	•Thermostat	•Thermostat	1,2	
39	1	471 2088-92	•Hose	•Flexible	3	
40	1	471 2265-69	•T-pipe	•Tube en T	3	
41	1	471 4183-01	•Strainer housing	•Logement du filtre	3	Complete
42	1	471 4182-01	••Strainer housing	••Logement du filtre	3	
43	1	471 2463-26	••Strainer	••Filtre	1	
44	1	471 2463-28	••Gasket	••Joint	1	
45	1	471 4180-01	••Clamp	••Bride de fixation	3	
46	2	725 2447-42	••Screw	••Vis	3	M8X12
47	1	471 2466-07	••Handle	••Poignée	3	





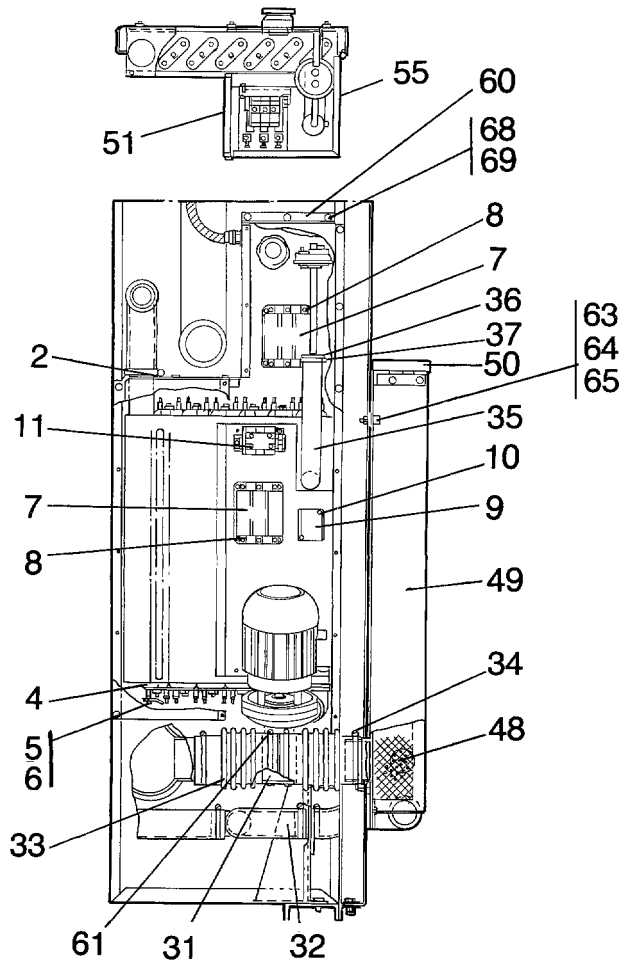
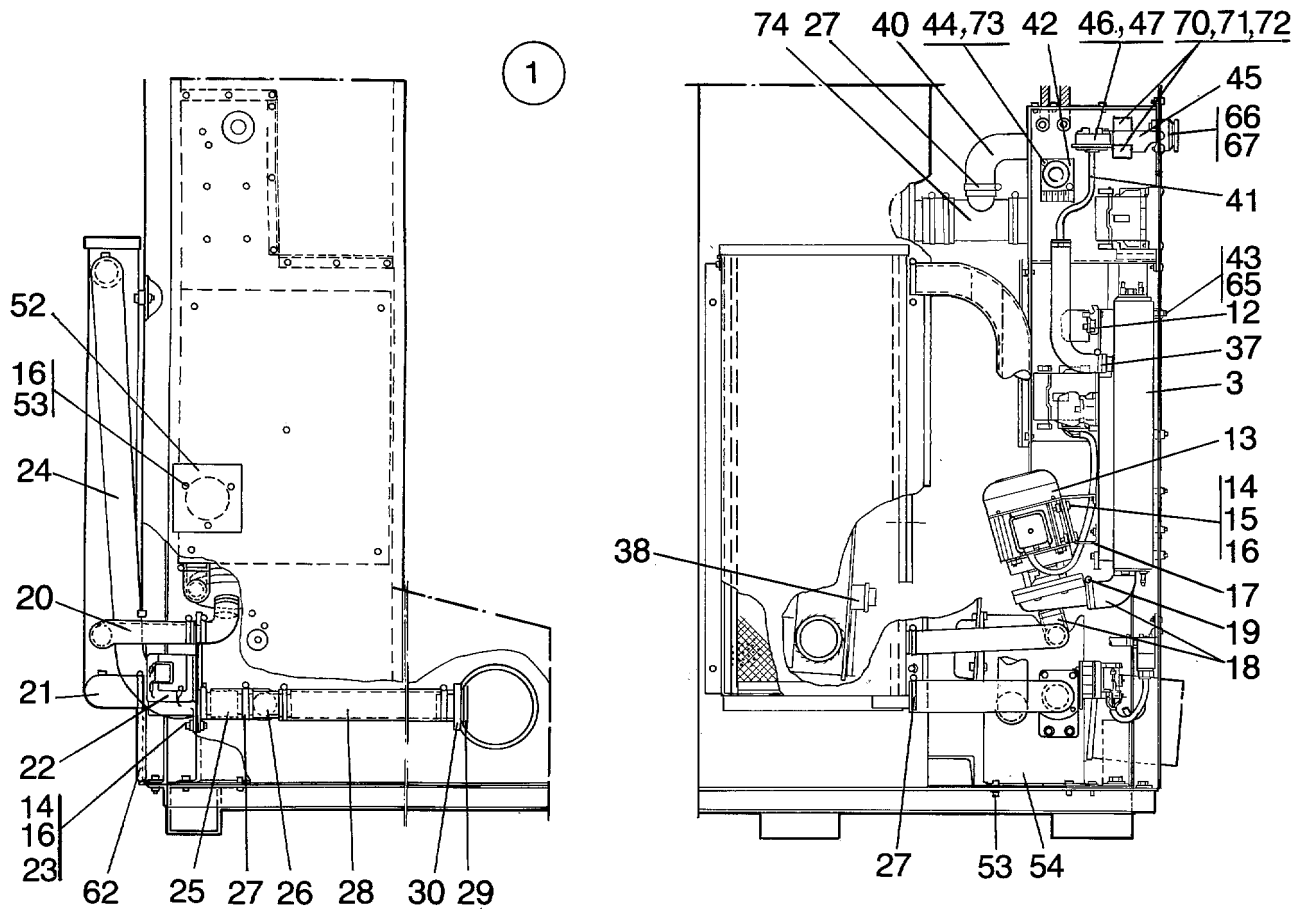
**EX-100 84/2631-95/4400,EX-100 HI-TEK 84/2631-95/4400**

**Indirect electric heating**

**Chauffage électrique indirect**

Illustration Issue Month Year  
Schéma Issue Month Year  
**100362 5 6 1996**

Item Article	Qua Qua	Art.No Réf. article	Description	Description	Info Info	Notes Remarques
<b>1</b>	1	<b>471 4110-01</b>	Heating	Chauffage	3	50Hz Complete
	1	<b>471 4110-02</b>	Heating	Chauffage	3	220V 3~50Hz
	1	<b>471 4110-03</b>	Heating	Chauffage	3	208-240V 3AC 60Hz
	1	<b>471 4110-04</b>	Heating	Chauffage	3	415V 3N~50Hz
	1	<b>471 4110-05</b>	Heating	Chauffage	3	480V 3~60Hz
	1	<b>471 4110-06</b>	Heating	Chauffage	3	346V 50Hz
<b>2</b>	1	<b>471 4384-01</b>	•Cover	•Couvercle	3	
<b>3</b>	1	<b>471 4114-01</b>	•Heating box	•Boîtier du chauffage	3	
<b>4</b>	12	<b>471 9803-10</b>	•Heating element	•Élément chauffant	1,2	4KW 230V
	12	<b>471 9803-11</b>	•Heating element	•Élément chauffant	1,2	4KW 254V
	12	<b>471 9803-12</b>	•Heating element	•Élément chauffant	1,2	4KW 277V
	12	<b>471 9803-17</b>	•Heating element	•Élément chauffant	1,2	4KW 200V
<b>5</b>	38	<b>735 2136-01</b>	•Lock washer	•Rondelle d'arrêt	3	AZ 4,3 4,3
<b>6</b>	26	<b>731 2312-01</b>	•Nut	•Écrou	3	M4
<b>7</b>	2	<b>767 5103-66</b>	•Contactor	•Relais	1,2	50Hz
	2	<b>767 5102-66</b>	•Contactor	•Relais	1,2	60Hz
<b>8</b>	4	<b>732 2114-01</b>	•Locking nut	•Contre-écrou	3	M5
<b>9</b>	1	<b>767 5122-00</b>	•Contactor	•Relais	1,2	50Hz 220-240V 50Hz
	1	<b>767 5121-00</b>	•Contactor	•Relais	1,2	220/380V 60Hz
<b>10</b>	2	<b>729 5344-01</b>	•Screw	•Vis	3	RXS B8X16
<b>11</b>	1	<b>471 2461-75</b>	•Terminal connection	•Bloc de connexion	3	208-240V
	1	<b>471 8702-50</b>	•Terminal connection	•Bloc de connexion	3	220V
<b>12</b>	1	<b>762 7110-80</b>	•Ground connection	•Connexion à la masse	3	
<b>13</b>	1	<b>471 9223-03</b>	•Pump	•Pompe	1,2	380-415V, 50Hz
	1	<b>471 9223-50</b>	•Pump	•Pompe	1,2	60Hz
<b>14</b>	6	<b>725 2370-51</b>	•Screw	•Vis	3	M6X20
<b>15</b>	4	<b>734 1153-01</b>	•Washer	•Rondelle	3	BRB 6,4X12
<b>16</b>	13	<b>732 2116-01</b>	•Locking nut	•Contre-écrou	3	M6
<b>17</b>	1	<b>471 4378-01</b>	•Bracket	•Pupitre	3	
<b>18</b>	2	<b>471 2260-05</b>	•Hose	•Flexible	1	
<b>19</b>	6	<b>736 2837-51</b>	•Hose clamp	•Attache flexible	3	Ø48-54
<b>20</b>	1	<b>471 4389-01</b>	•Hose	•Flexible	1	
<b>21</b>	1	<b>471 4388-01</b>	•Hose	•Flexible	1	
<b>22</b>	1	<b>471 9219-65</b>	•Drain valve	•Purgeur	1,2	50/60Hz See group US8102
<b>23</b>	4	<b>471 9018-51</b>	•Washer	•Rondelle	3	
<b>24</b>	1	<b>471 4387-01</b>	•Hose	•Flexible	1	
<b>25</b>	1	<b>471 8128-41</b>	•Hose	•Flexible	1	L=90, 1 1/2"
<b>26</b>	1	<b>472 9028-01</b>	•T-pipe	•Tube en T	3	
<b>27</b>	16	<b>736 2840-51</b>	•Hose clamp	•Attache flexible	3	Ø50-63
<b>28</b>	1	<b>471 8128-42</b>	•Hose	•Flexible	1	
<b>29</b>	1	<b>438 4101-01</b>	•Nipple	•Raccord	3	
<b>30</b>	1	<b>438 4100-01</b>	•Nut	•Écrou	3	
<b>31</b>	1	<b>471 4373-02</b>	•Pipe	•Tube	3	
<b>32</b>	1	<b>471 4390-01</b>	•Hose	•Flexible	1	
<b>33</b>	2	<b>472 6463-01</b>	•Hose	•Flexible	1	
<b>34</b>	2	<b>736 2849-51</b>	•Hose clamp	•Attache flexible	3	Ø77-93
<b>35</b>	1	<b>471 4391-01</b>	•Hose	•Flexible	1	
<b>36</b>	1	<b>471 2260-95</b>	•Nipple	•Raccord	3	
<b>37</b>	2	<b>736 2828-51</b>	•Hose clamp	•Attache flexible	3	
<b>38</b>	1	<b>741 5217-24</b>	•Plug	•Fiche	1	
<b>39</b>	1	<b>471 4140-01</b>	•Pipe	•Tube	3	
<b>40</b>	2	<b>471 2459-60</b>	•Hose	•Flexible	1	
<b>41</b>	1	<b>471 2088-92</b>	•Hose	•Flexible	1	
<b>42</b>	1	<b>471 9226-97</b>	•Time relay	•Relais temporisé	1,2	50/60Hz
<b>43</b>	5	<b>734 1164-01</b>	•Washer	•Rondelle	3	8,4X17
<b>44</b>	2	<b>471 8341-19</b>	•Screw	•Vis	3	M4X40
<b>45</b>	1	<b>471 4382-01</b>	•Bracket	•Pièce de retenue	3	
<b>46</b>	1	<b>471 8860-11</b>	•Level control	•Réglage de niveau	1,2	
<b>47</b>	1	<b>729 5279-01</b>	•Screw	•Vis	3	RXS B6X9,5



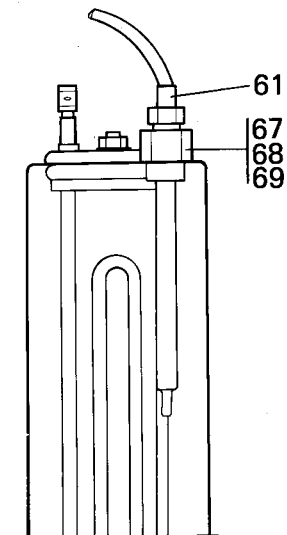
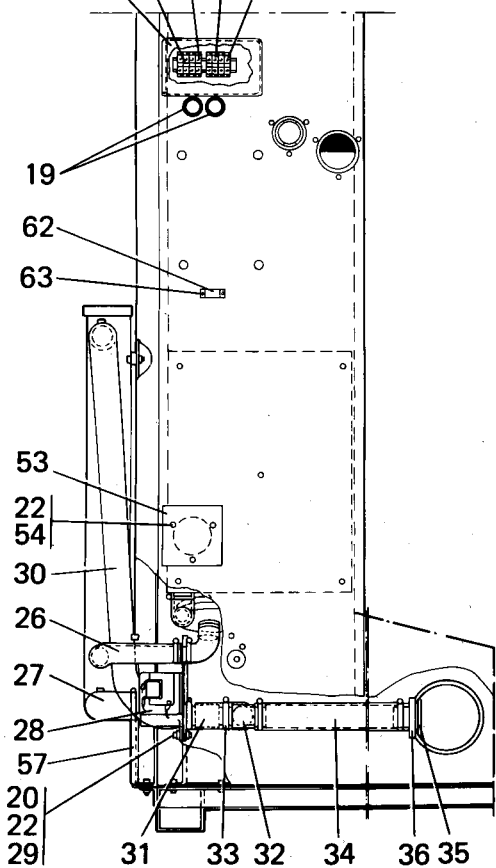
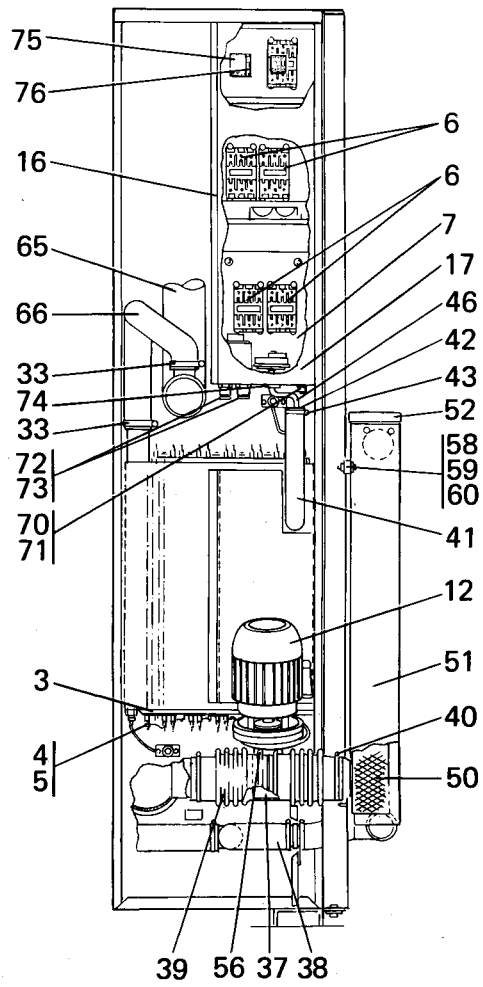
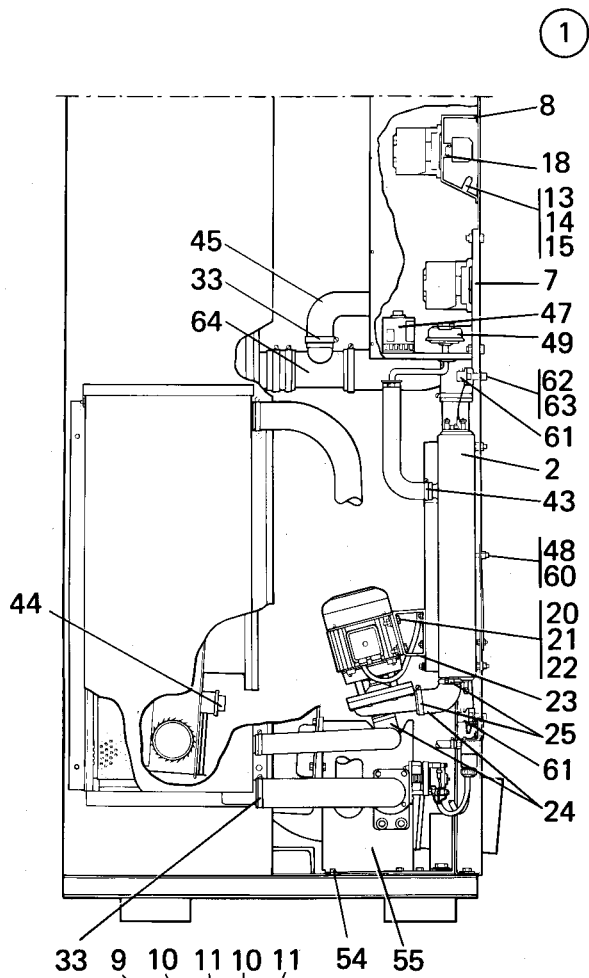
**EX-100 84/2631-95/4400,EX-100 HI-TEK 84/2631-95/4400**

**Indirect electric heating**

**Chauffage électrique indirect**

Illustration Issue Month Year  
Schéma Issue Month Year  
**100362 5 6 1996**

Item Article	Qua Qua	Art.No Réf. article	Description	Description	Info Info	Notes Remarques
48	1	471 4374-01	•Strainer	•Filtre		
49	1	471 4369-01	•Strainer housing	•Logement du filtre		
50	1	471 4375-01	•Cover	•Couvercle		
51	1	471 4112-01	•Protection panel	•Plaque protectrice		
52	1	471 2442-62	•Mounting plate	•Plaque de montage		
53	6	725 2368-51	•Screw	•Vis		M6X16
54	1	471 4382-01	•Bracket	•Pièce de retenue		
55	1	471 4385-01	•Protection panel	•Plaque protectrice		
56						Not used
57						Not used
58						Not used
59						Not used
60	1	471 4386-01	•Protection panel	•Plaque protectrice		
61	2	471 7851-03	•Hose clamp	•Attache flexible		Ø95-115
62	1	471 8153-04	•	•		
63	4	725 2453-51	•Screw	•Vis		M8X25
64	4	471 9019-34	•Washer	•Rondelle		TBR5B 8,4X26
65	9	732 2118-01	•Locking nut	•Contre-écrou		M8
66	1	762 2144-05	•Grommet	•Oeillet		
67	1	471 8780-37	•Nut	•Écrou		
68	11	724 1289-01	•Screw	•Vis		M4X10
69	11	732 2112-01	•Locking nut	•Contre-écrou		M4
70	2	471 8800-05	•Thermostat	•Thermostat	3	
71	2	472 9816-01	•Clamp	•Attache	3	
72	4	724 1285-01	•Screw	•Vis	3	M4X6
73	2	731 2312-42	•Nut	•Écrou	3	M4
74	1	471 4007-39	•Manifold	•Collecteur	3	



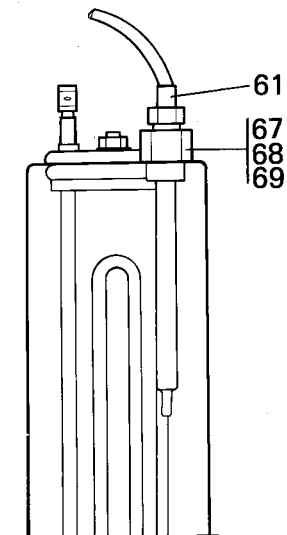
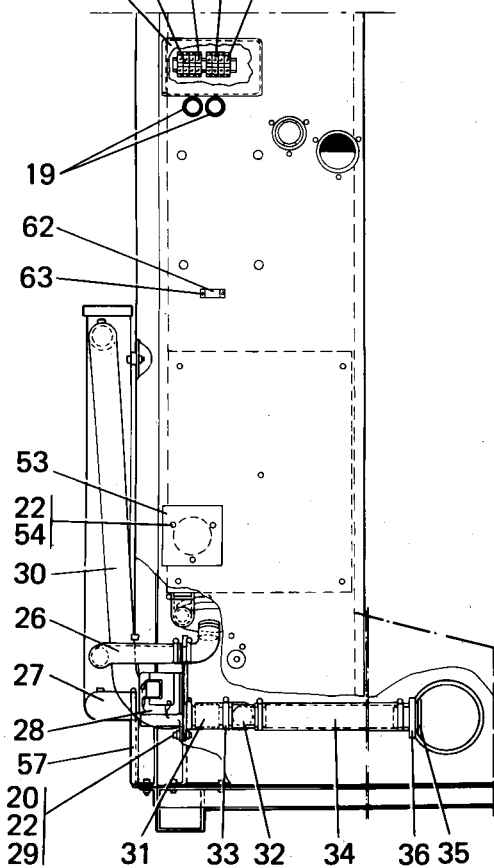
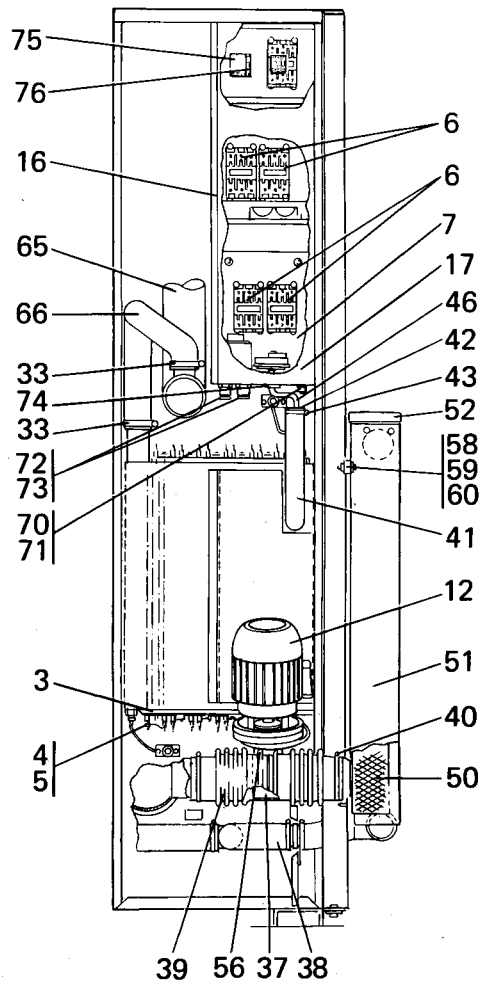
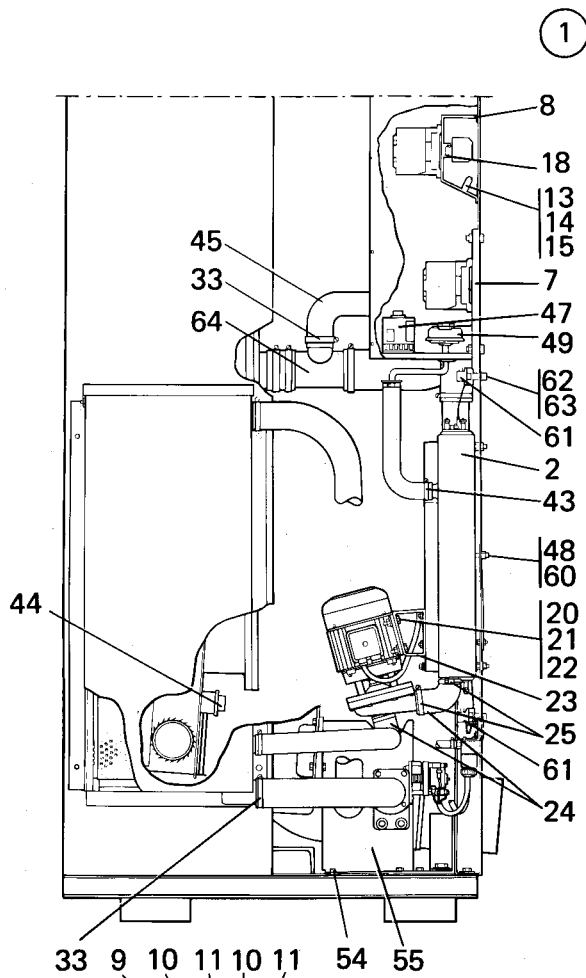
**EX-100 95/4401-,EX-100 HI-TEK 95/4401-**

**Indirect electric heating**

**Chauffage électrique indirect**

Illustration Issue Month Year  
Schéma Issue Month Year  
**101392 3 8 1997**

Item Article	Qua Qua	Art.No Réf. article	Description	Description	Info Info	Notes Remarques
1	1	471 4110-11	Heating	Chauffage	3	400V 3N AC 50Hz Complete
	1	471 4110-12	Heating	Chauffage	3	230V 3 AC 50Hz
	1	471 4110-13	Heating	Chauffage	3	208-240V 3 AC 60Hz
	1	471 4110-14	Heating	Chauffage	3	415V 3N AC 50Hz
	1	471 4110-15	Heating	Chauffage	3	480V 3 AC 60Hz
	1	471 4110-16	Heating	Chauffage	3	346V 50Hz
	1	471 4110-17	Heating	Chauffage	3	380V 3 AC 60Hz
2	1	471 4114-03	•	•	3	
3	12	471 9803-10	•Heating element	•Élément chauffant	1,2	4KW 230V
	12	471 9803-11	•Heating element	•Élément chauffant	1,2	4KW 254V
	12	471 9803-12	•Heating element	•Élément chauffant	1,2	4KW 277V
	12	471 9803-17	•Heating element	•Élément chauffant	1,2	4KW 200V
4	38	735 2136-01	•Lock washer	•Rondelle d'arrêt	3	AZ 4,3 4,3
5	26	731 2312-01	•Nut	•Écrou	3	M4
7	4	767 5104-18	•Contactor	•Relais	1,2	K2-30A, 50Hz
6	4	767 5103-18	•Contactor	•Relais	1,2	K2-30A, 60Hz
	4	471 9638-04	•Contactor	•Relais	1,2	K2-60A, 50Hz
	4	471 9638-03	•Contactor	•Relais	1,2	K2-60A, 60Hz
7	1	438 4892-01	•Main circuit board	•Circuit imprimé principal	3	
8	1	438 4243-01	•Mounting plate	•Plaque de montage	3	
9	1	438 4244-01	•Cover	•Couvercle	3	
10	2	471 8702-00	•	•	3	
11	2	762 7121-80	•Ground connection	•Connexion à la masse	3	380V,415V
12	1	471 9223-03	•Pump	•Pompe	1,2	380-415V, 50Hz
	1	471 9223-50	•Pump	•Pompe	3	60Hz
13	2	471 7859-11	•Clamp	•Attache	3	
14	2	471 9223-50	•Pump	•Pompe	3	60Hz
15	10	471 8341-19	•Screw	•Vis	3	M4X40
16	1	438 4863-02	•Protection panel	•Plaque protectrice	3	
17	1	438 4864-02	•Cover plate	•Plaque recouvrement	3	
18	1	471 7181-04	•Rail	•Support	3	
19	2	762 1209-10	•Grommet	•Oeillet	3	
20	6	725 2370-51	•Screw	•Vis	3	M6X20
21	4	734 1153-01	•Washer	•Rondelle	3	BRB 6,4X12
22	13	732 2116-01	•Locking nut	•Contre-écrou	3	M6
23	1	471 4378-01	•Bracket	•Pupitre	3	
24	2	471 2260-05	•Hose	•Flexible	1	
25	6	736 2837-51	•Hose clamp	•Attache flexible	3	Ø48-54
26	1	471 4389-01	•Hose	•Flexible	1	
27	1	471 4388-01	•Hose	•Flexible	1	
28	1	471 9219-65	•Drain valve	•Purgeur	1,2	50/60Hz See group US8102
29	4	471 9018-51	•Washer	•Rondelle	3	
30	1	471 4387-01	•Hose	•Flexible	1	
31	1	471 8128-41	•Hose	•Flexible	1	L=90, 1 1/2"
32	1	472 9028-01	•T-pipe	•Tube en T	3	
33	16	736 2840-51	•Hose clamp	•Attache flexible	3	Ø50-63
34	1	471 8128-42	•Hose	•Flexible	1	
35	1	438 4101-01	•Nipple	•Raccord	3	
36	1	438 4100-01	•Nut	•Écrou	3	
37	1	471 4373-02	•Pipe	•Tube	3	
38	1	471 4390-01	•Hose	•Flexible	1	
39	2	472 6463-01	•Hose	•Flexible	1	
40	2	736 2849-51	•Hose clamp	•Attache flexible	3	Ø77-93
41	1	471 4391-01	•Hose	•Flexible	1	
42	1	471 2260-95	•Nipple	•Raccord	3	
43	2	736 2828-51	•Hose clamp	•Attache flexible	3	
44	1	741 5217-24	•Plug	•Fiche	1	
45	1	438 5040-01	•Drain hose	•Flexible de vidange	1	
46	1	471 2088-92	•Hose	•Flexible	1	



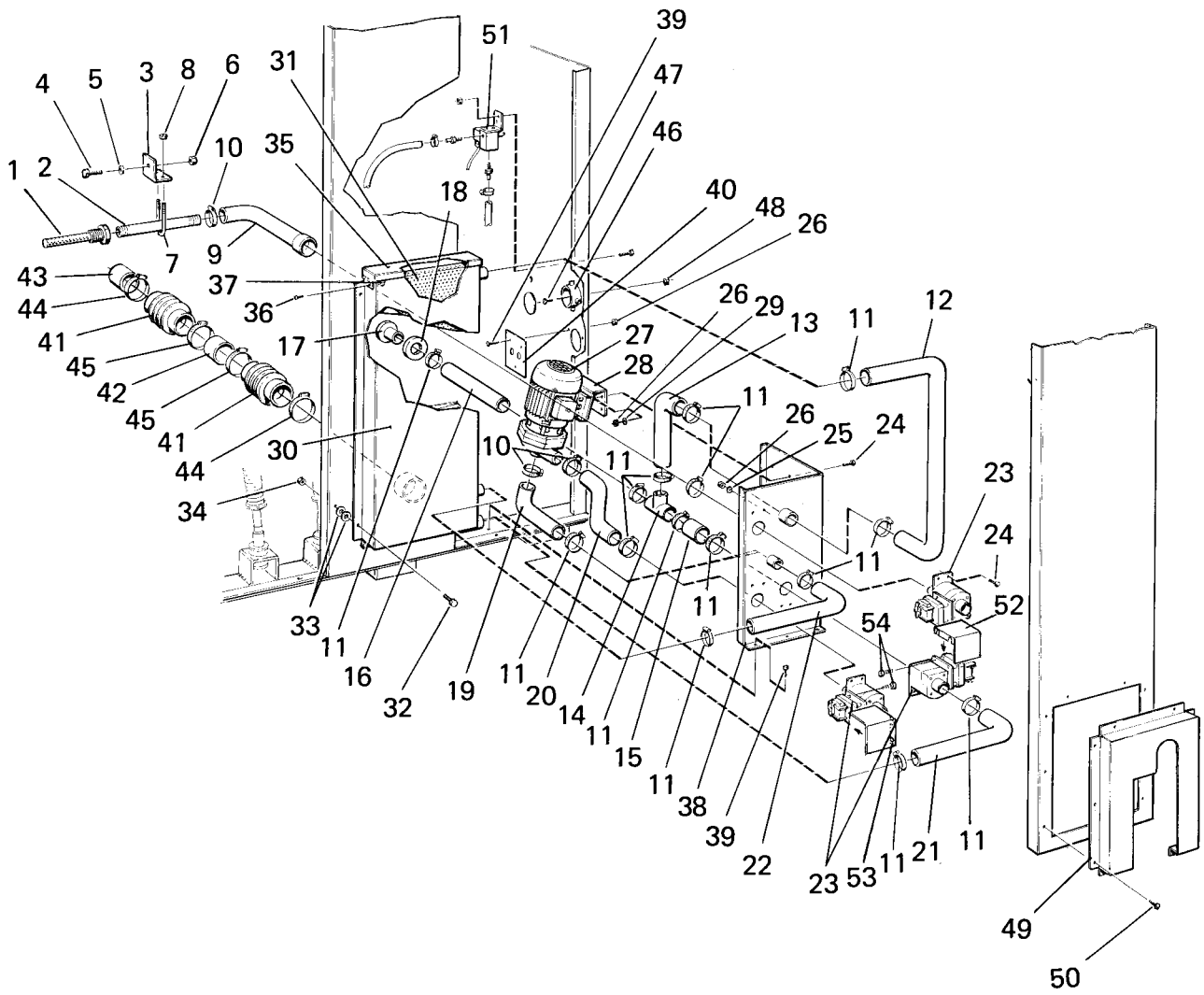
**EX-100 95/4401-,EX-100 HI-TEK 95/4401-**

**Indirect electric heating**

**Chauffage électrique indirect**

Illustration Issue Month Year  
Schéma Issue Month Year  
**101392 3 8 1997**

Item Article	Qua Qua	Art.No Réf. article	Description	Description	Info Info	Notes Remarques
47	1	471 9226-97	•Time relay	•Relais temporisé	1,2	50/60Hz
48	5	734 1164-01	•Washer	•Rondelle	3	8,4X17
49	1	471 8860-11	•Level control	•Réglage de niveau	1,2	
50	1	471 4374-01	•Strainer	•Filtre		
51	1	471 4369-01	•Strainer housing	•Logement du filtre		
52	1	471 4375-01	•Cover	•Couvercle		
53	1	471 2442-62	•Mounting plate	•Plaque de montage		
54	6	725 2368-51	•Screw	•Vis		M6X16
55	1	471 4382-01	•Bracket	•Pièce de retenue		
56	2	471 7851-03	•Hose clamp	•Attache flexible		Ø95-115
57	1	471 8153-04	•	•		
58	4	725 2453-51	•Screw	•Vis		M8X25
59	4	471 9019-34	•Washer	•Rondelle		TBR5B 8,4X26
60	9	732 2118-01	•Locking nut	•Contre-écrou		M8
61	2	471 8800-05	•Thermostat	•Thermostat	3	
62	4	471 4671-93	•	•	3	
63	22	471 8340-22	•Screw	•Vis	3	4,2X9,5
64	1	471 4007-07	•Manifold	•Collecteur	3	
65	1	471 2418-19	•Hose	•Flexible	1	
66	1	438 5040-01	•Drain hose	•Flexible de vidange	1	
67	2	471 2416-41	•Nipple	•Raccord	3	
68	1	471 2416-42	•Nipple	•Raccord	3	
69	4	471 8691-01	•Cone	•Cône	3	
70	1	762 2108-05	•Cable clip	•Pièce fixation câbles	3	
71	1	471 8780-31	•Nut	•Écrou	3	15
72	2	762 2112-05	•Grommet	•Oeillet	3	
73	2	471 8780-35	•Nut	•Écrou	3	
74	1	471 8164-00	•Grommet	•Oeillet	3	D7
75	1	438 9636-02	•Contactor	•Relais	1,2	50Hz, K3-10
	1	438 9636-03	•Contactor	•Relais	1,2	60Hz, K3-10
76	1	767 5101-92	•Auxiliary contact	•Contact de secours	1,2	Green



100614

Issue	Month	Year
01	11	88



**EX-100 95/4401-,EX-100 HI-TEK 95/4401-**

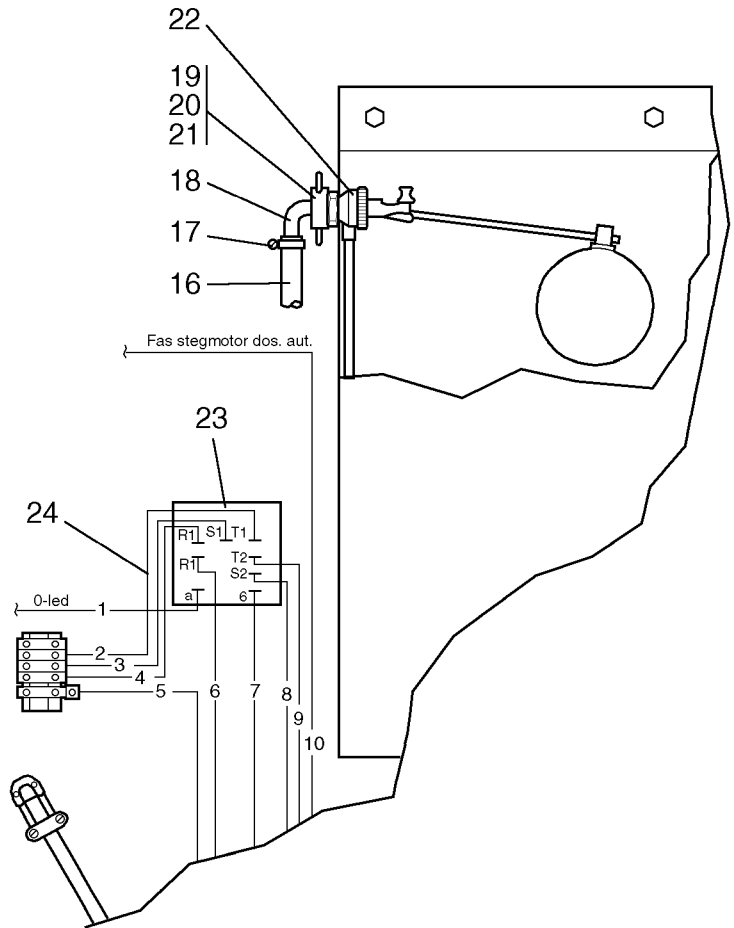
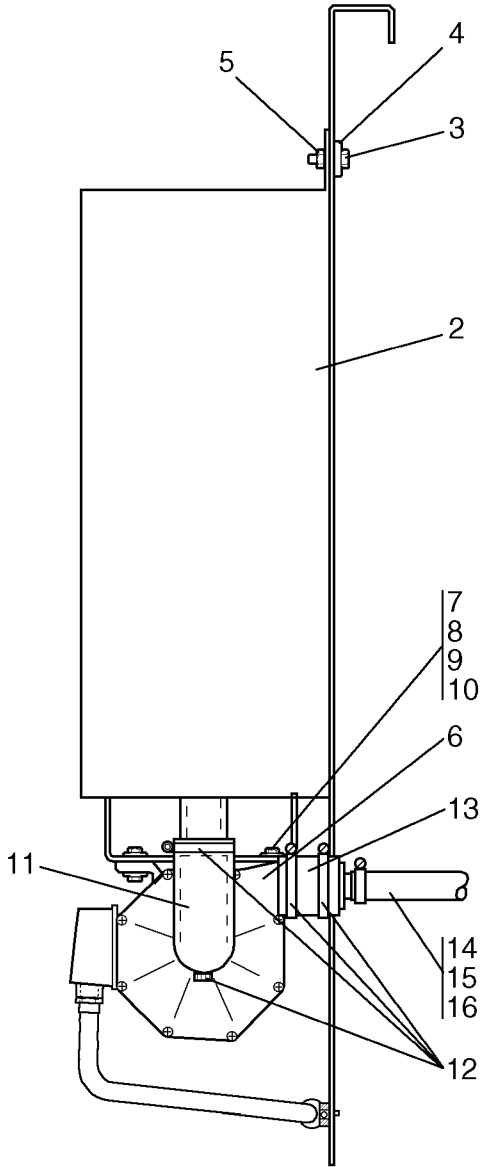
**Indirect gas heating**

**Chauffage gaz indirect**

Illustration Issue Month Year  
Schéma Issue Month Year  
**100614 3 2 1995**

Item Article	Qua Qua	Art.No Réf. article	Description	Description	Info Info	Notes Remarques
1	1	471 5617-01	Pipe	Tube	1,2	
2	1	472 9415-01	Pipe	Tube	3	
3	1	471 2468-97	Bracket	Support de montage	3	
4	1	725 2540-51	Screw	Vis	3	M12X40
5	1	734 1178-01	Washer	Rondelle	3	BRB 13X24
6	1	732 2122-01	Locking nut	Contre-écrou	3	M12
7	1	471 2468-99	Clamp	Attache	3	
8	2	732 2118-01	Locking nut	Contre-écrou	3	M8
9	1	472 9409-01	Hose	Flexible	1,2	
10	2	736 2837-51	Hose clamp	Attache flexible	3	Ø48-54
11	16	736 2840-51	Hose clamp	Attache flexible	3	Ø50-63
12	1	472 9403-01	Hose	Flexible	1,2	
13	1	472 9401-01	Hose	Flexible	1,2	
14	1	472 9028-01	T-pipe	Tube en T	3	
15	1	471 8128-52	Hose	Flexible	1,2	
16	1	471 8128-42	Hose	Flexible	1,2	
17	1	438 4101-01	Nipple	Raccord	3	
18	1	438 4100-01	Nut	Écrou	3	
19	1	472 9405-01	Hose	Flexible	1,2	
20	1	472 9404-01	Hose	Flexible	1,2	
21	1	472 9402-01	Hose	Flexible	1,2	
22	1	472 9400-01	Hose	Flexible	1,2	
23	3	471 9219-65	Drain valve	Purgeur	1,2	50/60Hz
24	14	725 2370-51	Screw	Vis	3	M6X20
25	12	471 9018-51	Washer	Rondelle	3	
26	17	732 2116-01	Locking nut	Contre-écrou	3	M6
27	1	471 9223-03	Pump	Pompe	1,2	380-415V, 50Hz
28	1	471 4378-01	Bracket	Pupitre	3	
29	8	734 1153-01	Washer	Rondelle	3	BRB 6,4X12
30	1	471 4369-01	Strainer housing	Logement du filtre	3	
31	1	471 4374-01	Strainer	Filtre	1,2	
32	4	725 2453-51	Screw	Vis	3	M8X25
33	8	471 9019-34	Washer	Rondelle	3	TBRBSB 8,4X26
34	4	732 2118-01	Locking nut	Contre-écrou	3	M8
35	1	471 4375-01	Cover	Couvercle	3	
36	2	724 1289-42	Screw	Vis	3	M4X10
37	2	731 2312-42	Nut	Écrou	3	M4
38	1	472 9407-01	Bracket	Pupitre	3	
39	9	725 2368-51	Screw	Vis	3	M6X16
40	1	472 9410-01	Bracket	Support de montage	3	
41	2	472 6463-01	Hose	Flexible	1,2	
42	1	471 4373-02	Pipe	Tube	3	
43	1	471 4373-01	Pipe	Tube	3	
44	2	736 2849-51	Hose clamp	Attache flexible	3	Ø77-93
45	2	471 7851-03	Hose clamp	Attache flexible	3	Ø95-115
46	1	471 9223-06	Connector box	Bote de dérivation	3	
47	1	724 1331-01	Screw	Vis	3	M5X20
48	1	732 2114-01	Locking nut	Contre-écrou	3	M5
49	1	472 9408-01	Cover plate	Plaque recouvrement	3	
50	10	729 9342-61	Screw	Vis	3	4,2X13
51	1		Solenoid valve	Électrovanne		See illustr. 100358
52	1	472 9416-01	Safety lid	Couvercle protection	3	Right
53	1	472 9417-01	Safety lid	Couvercle protection	3	Left
54	2	729 5340-01	Screw	Vis	3	RXS B8X9,5

1



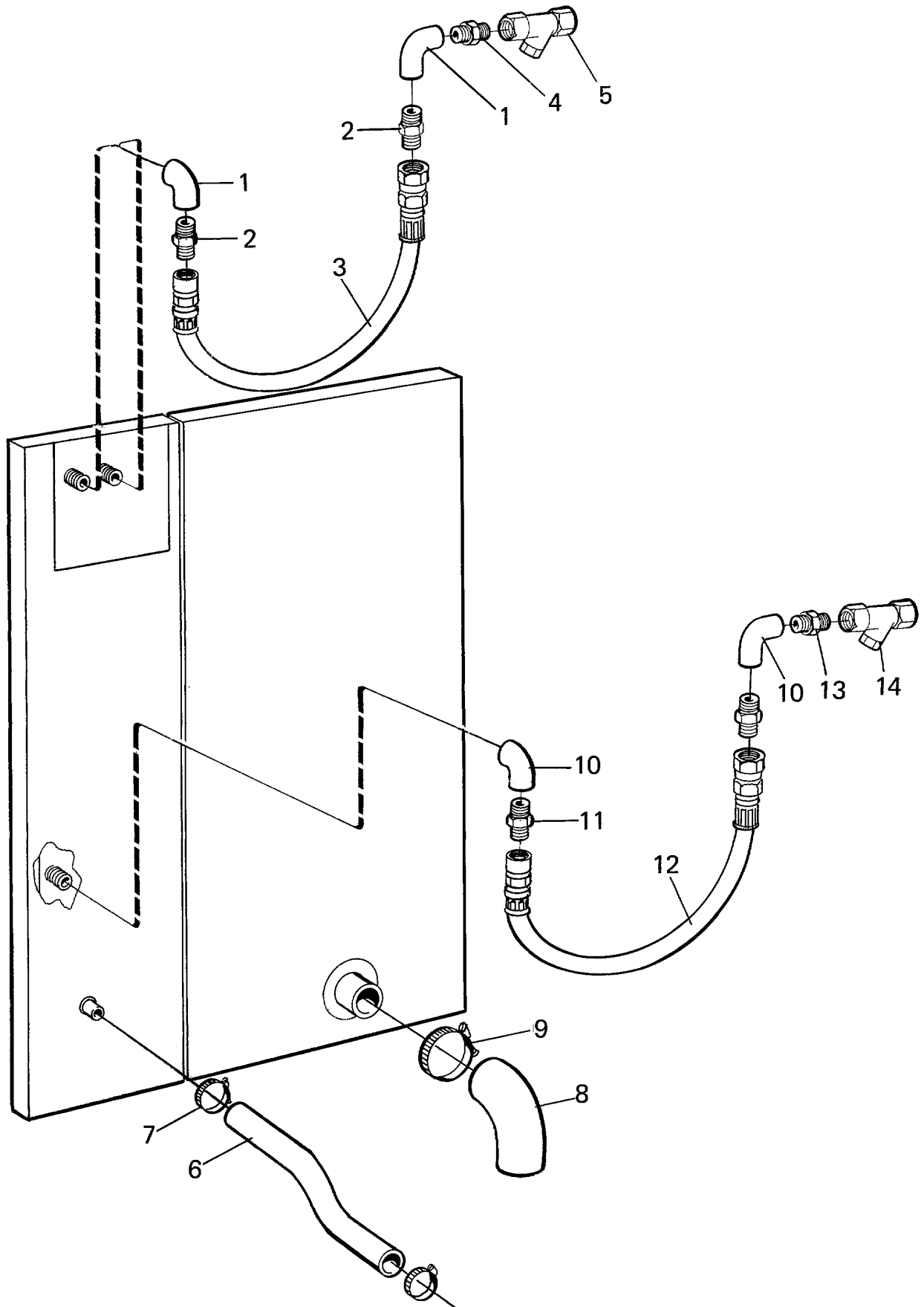
**EX-100,EX-100 HI-TEK**

**Pressure amplifier**

**Pompe refulante auxiliaire**

Illustration Issue Month Year  
Schéma Issue Month Year  
**100363 5 2 1995**

Item Article	Qua Qua	Art.No Réf. article	Description	Description	Info Info	Notes Remarques
<b>1</b>	1	<b>471 1612-01</b>	Auxiliary pressure pump	Pompe refoulement	3	Complete
<b>2</b>	1	<b>471 4018-00</b>	•Container	•Conteneur	3	
<b>3</b>	3	<b>725 2451-51</b>	•Screw	•Vis	3	M8X20
<b>4</b>	3	<b>471 9019-34</b>	•Washer	•Rondelle	3	TBR5B 8,4X26
<b>5</b>	3	<b>732 2118-01</b>	•Locking nut	•Contre-écrou	3	M8
<b>6</b>	1	<b>471 9223-03</b>	•Pump	•Pompe	1,2	380-415V, 50Hz See group US8610
<b>7</b>	4	<b>725 2372-51</b>	•Screw	•Vis	3	M6X25
<b>8</b>	8	<b>471 9018-51</b>	•Washer	•Rondelle	3	
<b>9</b>	4	<b>734 1153-01</b>	•Washer	•Rondelle	3	BRB 6,4X12
<b>10</b>	4	<b>732 2116-01</b>	•Locking nut	•Contre-écrou	3	M6
<b>11</b>	1	<b>471 2260-05</b>	•Hose	•Flexible	1	
<b>12</b>	4	<b>736 2837-51</b>	•Hose clamp	•Attache flexible	3	Ø48-54 56
<b>13</b>	1	<b>471 2464-17</b>	•Hose	•Flexible	3	
<b>14</b>	1	<b>471 4012-01</b>	•Manifold	•Collecteur	3	FLE403
<b>15</b>	1	<b>471 4012-02</b>	•Manifold	•Collecteur	3	FLE804
<b>16</b>	1	<b>471 8116-09</b>	•Hose	•Flexible	3	L=2900
<b>17</b>	2	<b>471 9228-69</b>	•Hose clamp	•Attache flexible	3	13-24
<b>18</b>	1	<b>471 9009-38</b>	•Hose sleeve	•Manchon	3	15
<b>19</b>	1	<b>471 9010-73</b>	•Nut	•Écrou	3	DN15
<b>20</b>	1	<b>471 2261-49</b>	•Gasket	•Joint	1	
<b>21</b>	1	<b>741 4114-20</b>	•Bushing	•Douille	3	R 3/4"/1/2"
<b>22</b>	1	<b>471 8247-01</b>	•Valve	•Soupape	1	
<b>23</b>	1	<b>471 9207-72</b>	•Relay	•Relais	1,2	
	1	<b>471 9208-98</b>	•Clamp	•Bride de fixation	3	
<b>24</b>	1	<b>471 4641-76</b>	•Cable set	•Jeu de câbles	3	



Issue	Month	Year
01	05	88

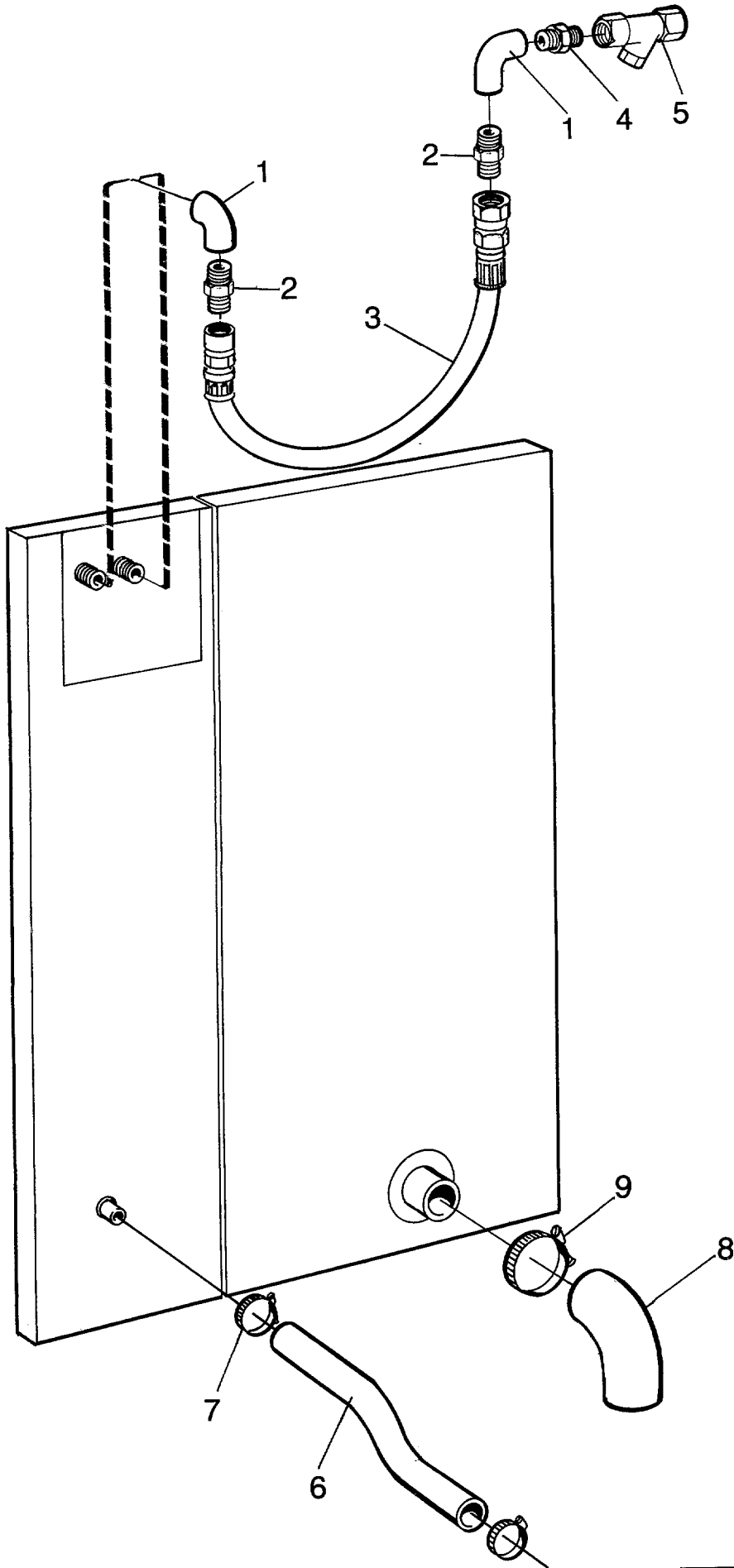
**EX-100,EX-100 HI-TEK**

**Connections components, steam**

**Composants connexion, vapeur**

Illustration Issue Month Year  
Schéma Issue Month Year  
**100364 5 2 1995**

Item Article	Qua Qua	Art.No Réf. article	Description	Description	Info Info	Notes Remarques
1	2	742 1117-20	Angle	Coude	3	
2	2	471 9228-03	Nipple	Raccord	3	1 1/4"
3	1	471 8126-07	Hose	Flexible	3	WITH COUPLINGS
4	1	741 3117-32	Nipple	Raccord	3	R 1 1/4"
5	1	744 3117-06	Filter	Filtre	3	R 1 1/4"
6	1	471 8116-09	Hose	Flexible	1,2	
7	2	736 2828-51	Hose clamp	Attache flexible	3	
8	1	471 4005-76	Hose	Flexible	1,2	
9	1	471 9219-86	Hose clamp	Attache flexible	3	
10	2	742 1115-20	Elbow pipe	Tube en V	3	
11	2	471 9219-38	Nipple	Raccord	3	3/4"
12	1	471 8126-08	Hose	Flexible	3	
13	1	741 3115-22	Nipple	Raccord	3	R 3/4"
14	1	744 3115-06	Filter	Filtre	3	R 3/4"



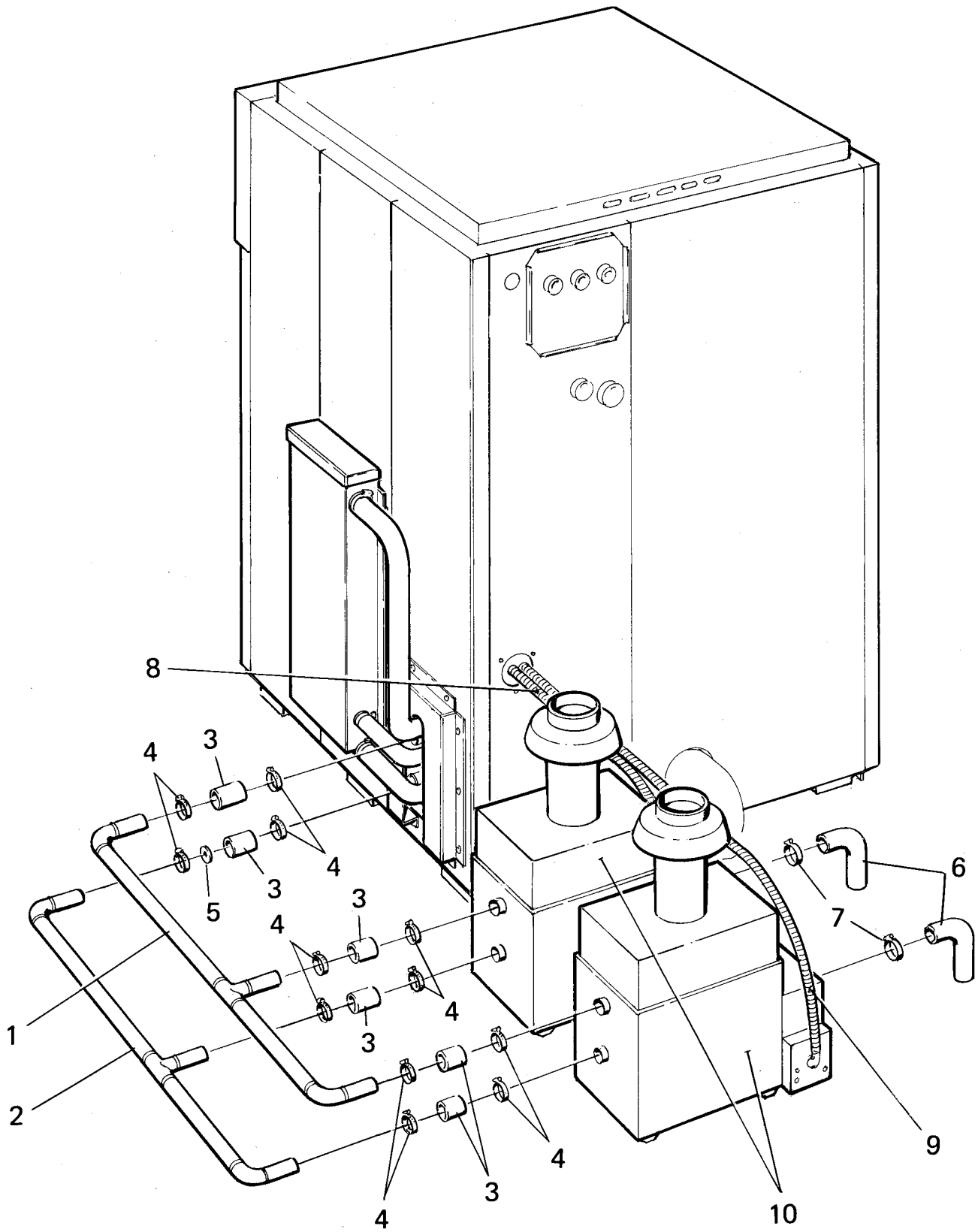
**EX-100,EX-100 HI-TEK**

**Connection components, electric**

**Composants connexion, électrique**

Illustration	Issue	Month	Year
Schéma	Issue	Month	Year
<b>100366</b>	<b>5</b>	<b>2</b>	<b>1995</b>

Item Article	Qua Qua	Art.No Réf. article	Description	Description	Info Info	Notes Remarques
<b>1</b>	4	<b>742 1117-20</b>	Angle	Coude	3	
<b>2</b>	4	<b>471 9228-03</b>	Nipple	Raccord	3	1 1/4"
<b>3</b>	1	<b>471 8126-07</b>	Hose	Flexible	3	WITH COUPLINGS
<b>4</b>	2	<b>741 3117-32</b>	Nipple	Raccord	3	R 1 1/4"
<b>5</b>	2	<b>744 3117-06</b>	Filter	Filtre	3	R 1 1/4"
<b>6</b>	1	<b>471 8116-09</b>	Hose	Flexible	1,2	
<b>7</b>	2	<b>736 2828-51</b>	Hose clamp	Attache flexible	3	
<b>8</b>	1	<b>471 4005-76</b>	Hose	Flexible	1,2	
<b>9</b>	1	<b>471 9219-86</b>	Hose clamp	Attache flexible	3	





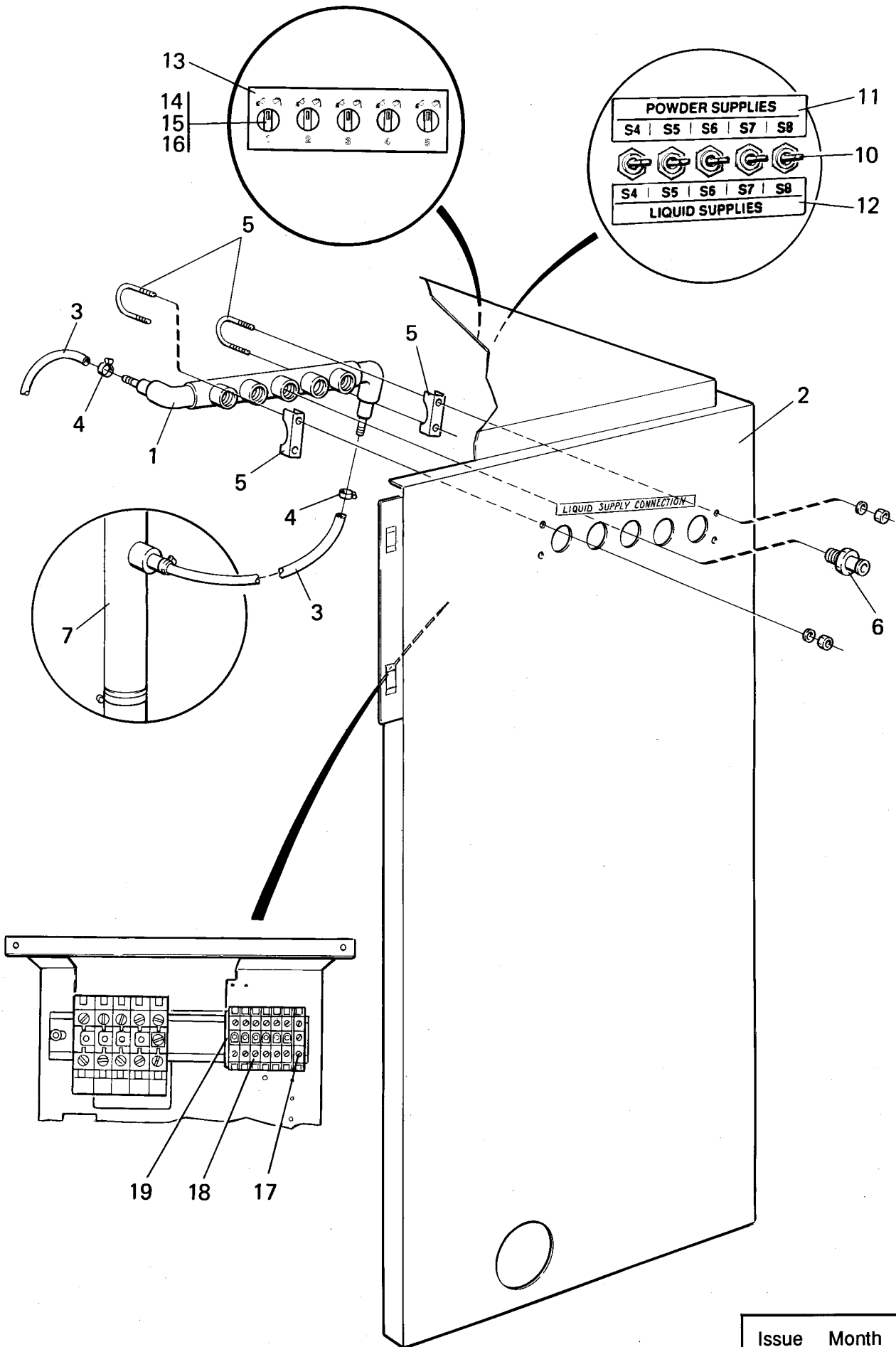
**EX-100,EX-100 HI-TEK**

**Connection components, gas**

**Composants connexion, gaz**

Illustration	Issue	Month	Year
Schéma	Issue	Month	Year
<b>100615</b>	<b>5</b>	<b>6</b>	<b>1996</b>

Item Article	Qua Qua	Art.No Réf. article	Description	Description	Info Info	Notes Remarques
<b>1</b>	1	<b>472 9412-01</b>	Pipe	Tube	1,2	INLET
<b>2</b>	1	<b>472 9412-02</b>	Pipe	Tube	1,2	RETURN
<b>3</b>	6	<b>471 8128-41</b>	Hose	Flexible	1,2	L=90, 1 1/2" L=90
<b>4</b>	12	<b>736 2840-51</b>	Hose clamp	Attache flexible	3	Ø50-63
<b>5</b>	1	<b>472 9413-01</b>	Restrictor	Réducteur de débit	1,2	
<b>6</b>	2	<b>471 2459-60</b>	Hose	Flexible	1,2	
<b>7</b>	2	<b>736 2837-51</b>	Hose clamp	Attache flexible	3	Ø48-54
<b>8</b>	1	<b>471 4195-03</b>	Cable set	Jeu de câbles	3	CONNECTION GASBOILER
<b>9</b>	1	<b>471 4195-04</b>	Cable set	Jeu de câbles	3	CONNECTION SET GASBOILER
<b>10</b>	2		Gas boiler	Chauffe-eau au gaz		SEE GROUP



**EX-100,EX-100 HI-TEK**

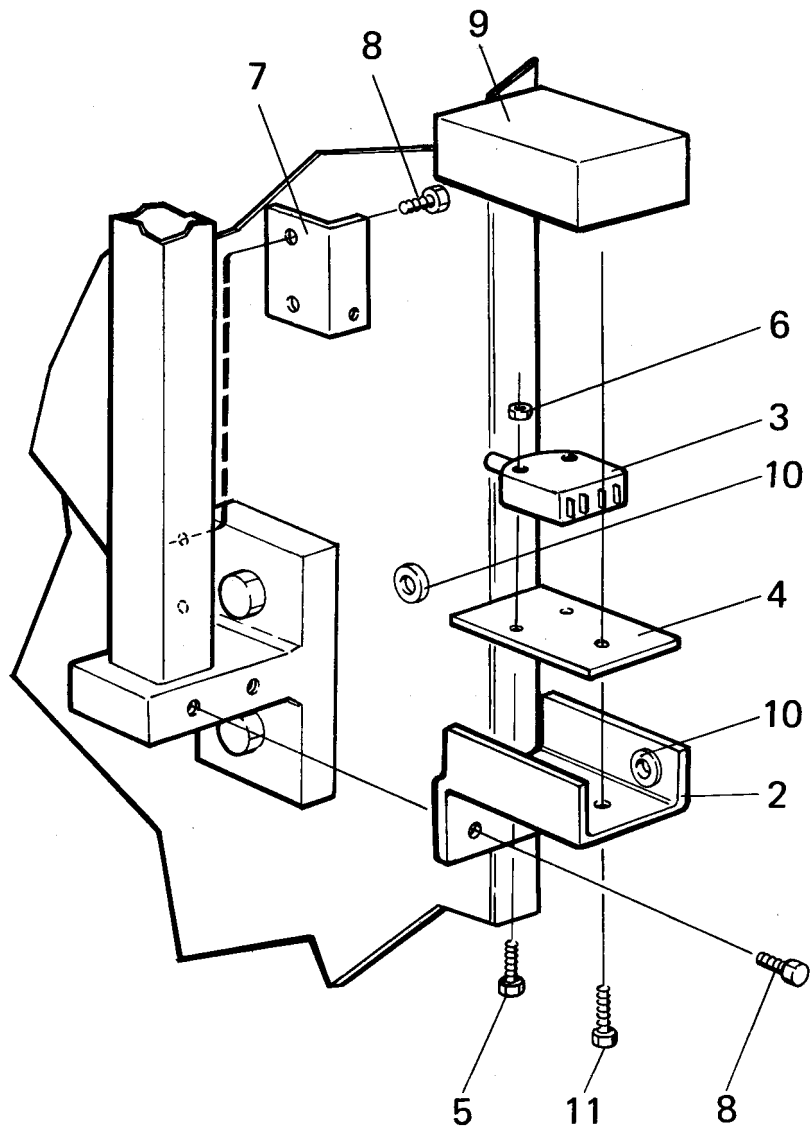
**Liquid detergent**

**Produit de lavage liquide**

Illustration Issue Month Year  
Schéma Issue Month Year  
**101167 4 6 1996**

Item Article	Qua Qua	Art.No Réf. article	Description	Description	Info Info	Notes Remarques
1	1	471 4670-16	Connection	Connexion	3	
2	1	471 4349-06	Plate	Plaque	3	
3	RQ	877 5211-08	Hose	Flexible	1	Per 1 m 4 M
4	2	736 2816-51	Hose clamp	Attache flexible	3	Ø13-19
5	2	471 7858-04	Clamp	Attache	3	
6	5	471 8623-01	Connection	Embrayage	3	R1/2"
7	1	471 4670-15	T-pipe	Tube en T	3	
8	1	471 9005-27	Screw	Vis	3	
9	1	471 4656-21	Sign	Signe	3	
10	5	471 9037-49	Switch	Commutateur	1,2	-96/4496
11	1	471 4353-05	Sign	Signe	3	SWEDISH -96/4496
	1	471 4353-03	Sign	Signe	3	ENGLISH -96/4496
12	1	471 4353-06	Sign	Signe	3	SWEDISH -96/4496
	1	471 4353-04	Sign	Signe	3	ENGLISH -96/4496
13	1	471 7757-00	Sign	Signe	3	SYMBOLS 96/4497-
14	5	471 9627-01	Socket	Bloc de connexion	1	96/4497-
15	5	471 9628-04	Knob	Bouton	1,2	96/4497-
16	5	471 9628-99	Anti-rotation ring	Anneau antirotation	3	96/4497-
17	1	762 7115-80	Ground connection	Connexion à la masse	3	95/4401-
18	1	762 7102-05	Terminal connection	Bloc de connexion	3	95/4401-
19	2	762 7146-90	End support	Support	3	95/4401-

1



101393

Issue	Month	Year
01	01	96

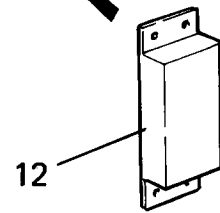
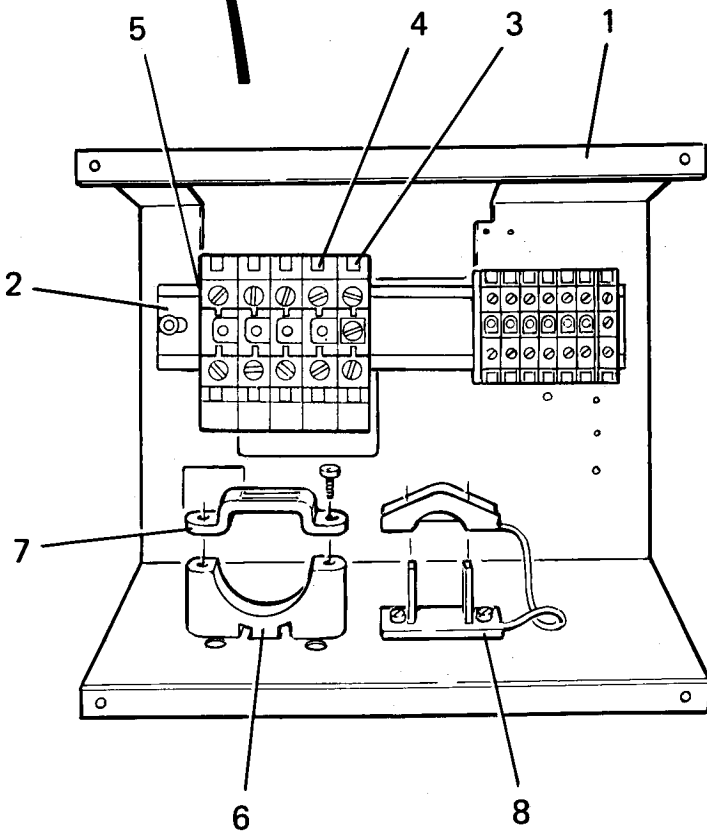
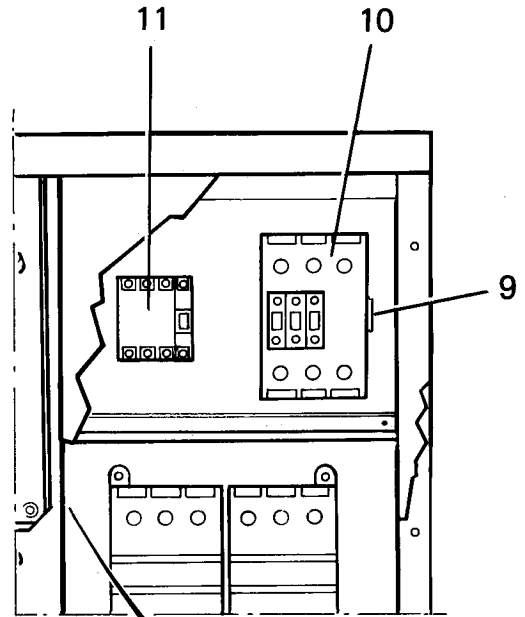
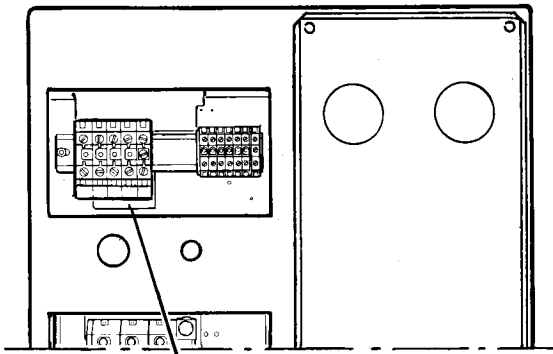
**EX-100,EX-100 HI-TEK**

**Door switch**

**Commutateur de porte**

Illustration Issue Month Year  
Schéma Issue Month Year  
**101393 1 2 1996**

Item Article	Qua Qua	Art.No Réf. article	Description	Description	Info Info	Notes Remarques
1	1	438 4896-01	Microswitch	Microrupteur	3	Complete
2	1	438 4894-01	•Angle	•Coude	3	
3	1	471 9654-01	•Microswitch	•Microrupteur	1,2	
4	1	472 9764-01	•	•	3	
5	2	724 1295-01	•Screw	•Vis	3	M4X20
6	2	732 2112-01	•Locking nut	•Contre-écrou	3	M4
7	1	438 4895-01	•	•	3	
8	4	471 8344-22	•Screw	•Vis	3	MRT 5X8
9	1	438 4893-01	•Cover	•Couvercle	3	
10	2	471 8164-00	•Grommet	•Oeillet	3	D7
11	1	471 8344-26	•Screw	•Vis	3	M5X20



**EX-100 95/4401-,EX-100 HI-TEK 95/4401-**

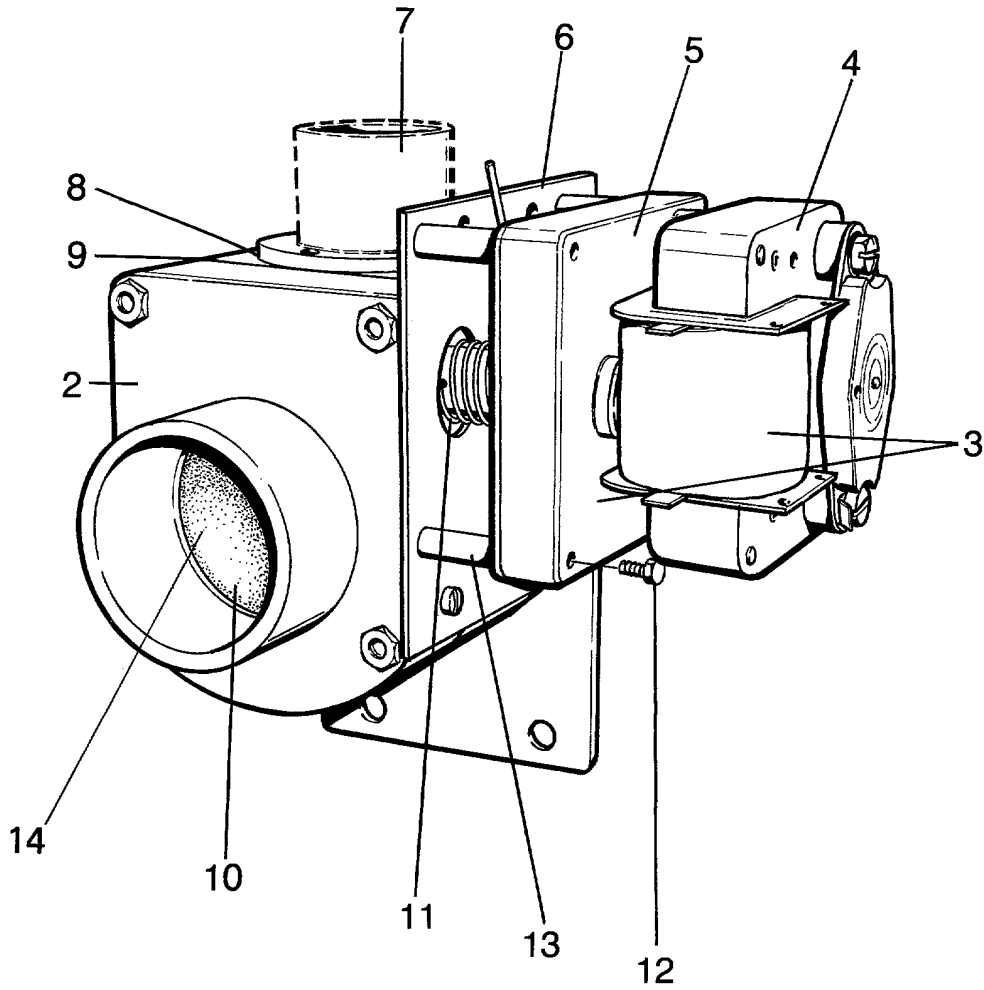
**Terminal connection**

**Réglette de connexion**

Illustration Issue Month Year  
Schéma Issue Month Year  
**101395 1 5 1996**

Item Article	Qua Qua	Art.No Réf. article	Description	Description	Info Info	Notes Remarques
<b>1</b>	1	<b>438 4243-01</b>	Mounting plate	Plaque de montage	3	
<b>2</b>	1	<b>471 7181-01</b>	Rail	Support	3	L=100
	1	<b>471 7181-04</b>	Rail	Support	3	L=180
<b>3</b>	1	<b>762 7121-80</b>	Ground connection	Connexion à la masse	3	380V,415V
<b>4</b>	1	<b>471 8702-00</b>			3	
	1	<b>471 8702-02</b>			3	
<b>5</b>	1	<b>762 7146-90</b>	End support	Support	3	
<b>6</b>	1	<b>471 7859-11</b>	Clamp	Attache	3	
<b>7</b>	1	<b>471 7859-16</b>	Clamp	Attache	3	Upper part
<b>8</b>	1	<b>471 7865-03</b>	Cable clip	Pièce fixation câbles	3	
<b>9</b>	1	<b>471 7182-11</b>	Rail	Support	3	
	1	<b>471 7182-12</b>	Rail	Support	3	
<b>10</b>	1	<b>471 9638-13</b>	Contacteur	Relais	1,2	60Hz
	1	<b>471 9638-14</b>	Contacteur	Relais	1,2	50Hz
	1	<b>767 5104-18</b>	Contacteur	Relais	1,2	K2-30A, 50Hz
	1	<b>767 5103-18</b>	Contacteur	Relais	1,2	K2-30A, 60Hz
<b>11</b>	3	<b>767 5101-92</b>	Auxiliary contact	Contact de secours	1,2	Green
<b>12</b>	1	<b>471 9529-06</b>	LC-filter	Filtre LC	1	

1





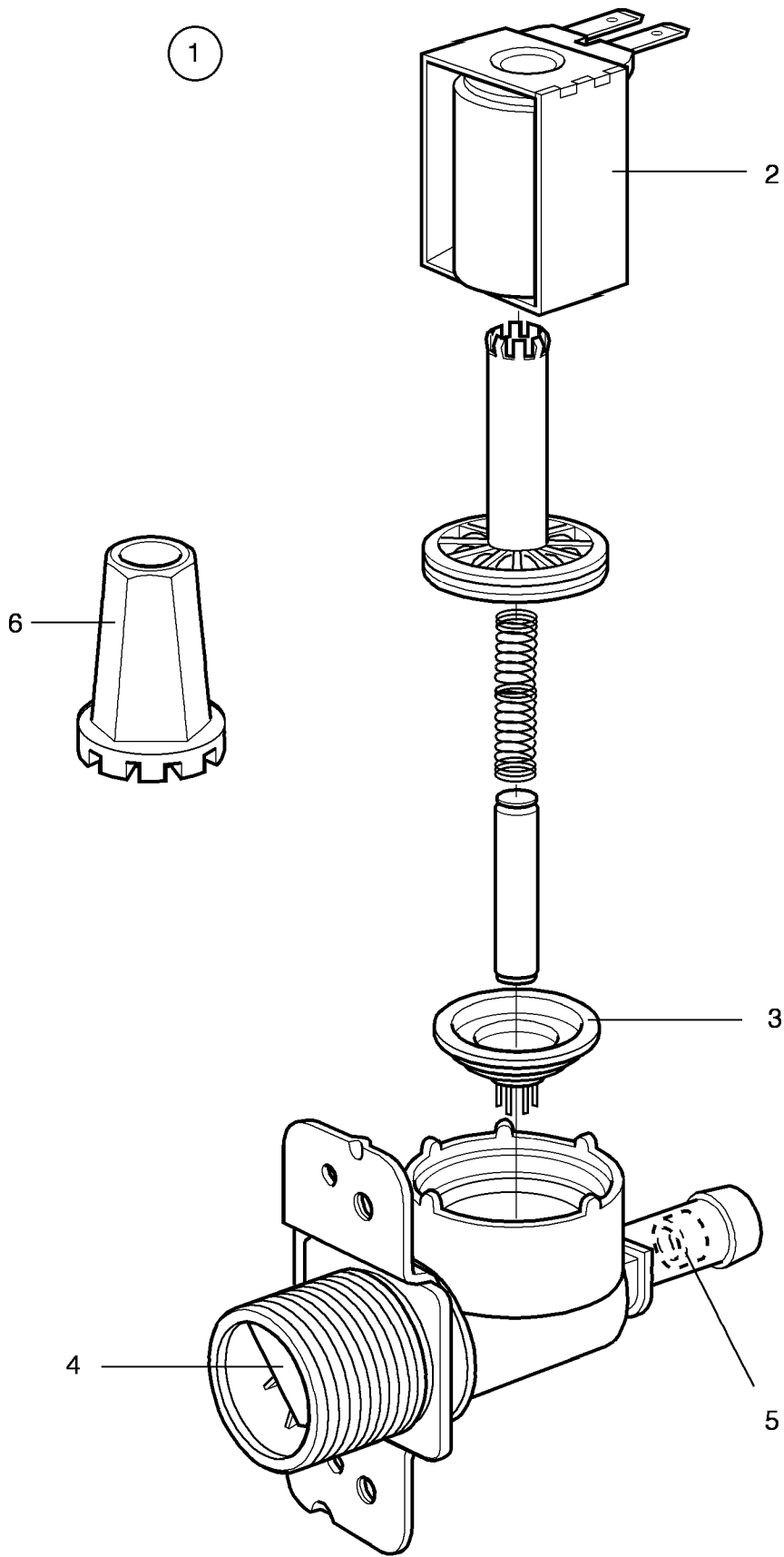
**EX-100,EX-100 HI-TEK**

**Drain valve**

**Purgeur**

Illustration Issue Month Year  
Schéma Issue Month Year  
**100563 3 10 1990**

Item Article	Qua Qua	Art.No Réf. article	Description	Description	Info Info	Notes Remarques
1	1	471 9219-63	Drain valve	Purgeur	1	70,185-242V 50/60Hz El.heated, 185-242V 50/60 Hz
2	1	471 6753-59	•Valve housing	•Compartiment soupapes	1	70
3	1	471 6753-58	•Motor	•Moteur	1	50/60Hz With gear
4	1	471 6654-20	••Motor	••Moteur	1	
5	1	471 6654-22	••Gear	••Engrenage	1	
6	1	471 6654-14	•Mounting plate	•Plaque de montage	3	
7	1	471 6654-13	•Muff	•Tubulure	3	70
8	1	471 6653-02	•Gasket	•Joint	3	70
9	1	471 6653-01	•Gasket	•Joint	1	
10	1	471 6653-03	•Cover	•Couvercle	1	WITH PLATE
11	1	471 6654-28	•Spring	•Ressort	1	
12	4	471 6654-16	•Screw	•Vis	3	
13	4	471 6654-15	•Spacer	•Entretoise	3	
14	1	471 6675-23	Spring	Ressort	1	



**EX-100,EX-100 HI-TEK**

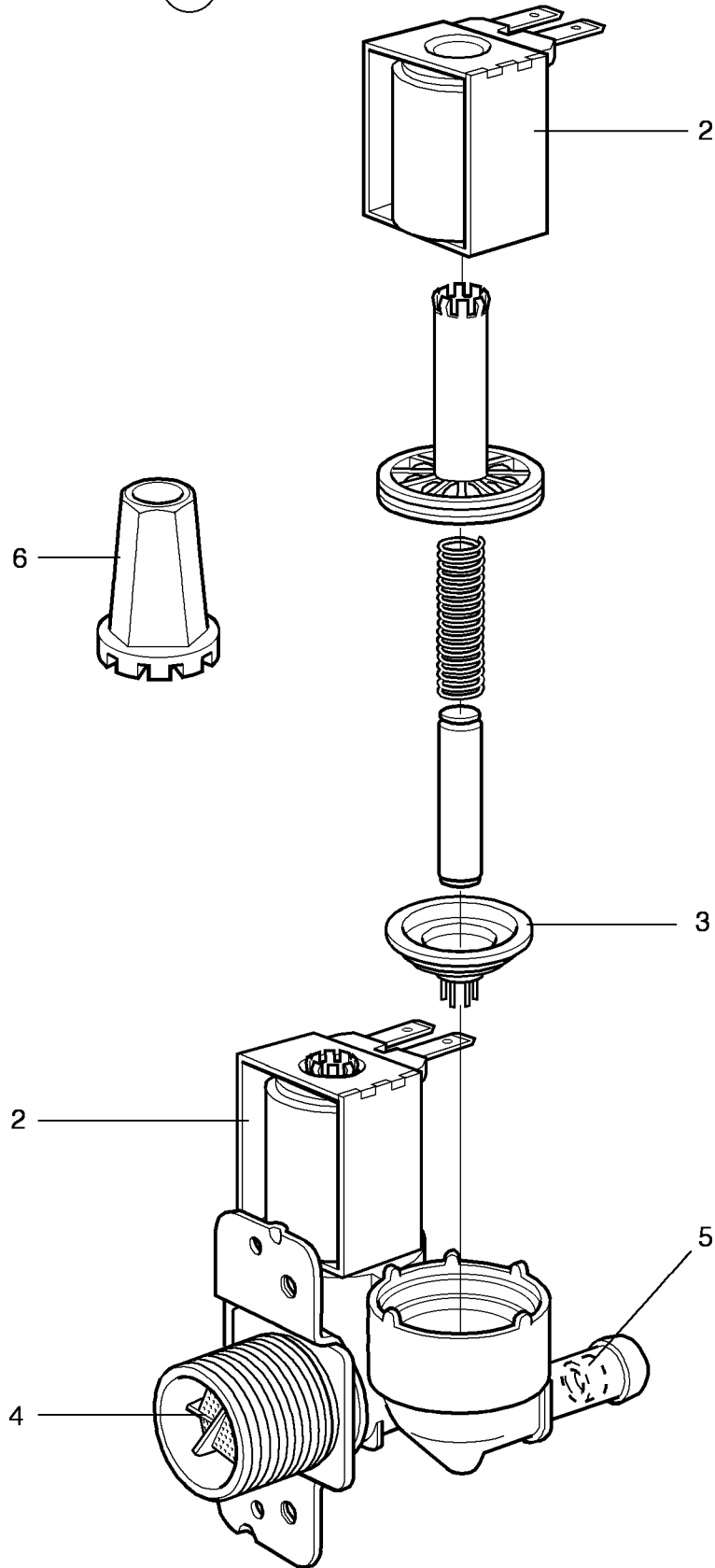
**Inlet valve 3/4", single**

**Soupape de admission 3/4", simple**

Illustration Issue Month Year  
Schéma Issue Month Year  
**100044 3 8 1991**

Item Article	Qua Qua	Art.No Réf. article	Description	Description	Info Info	Notes Remarques
<b>1</b>	1	<b>471 8234-01</b>	Valve	Soupape	1,2	208-240V 50Hz 1-WAY NITRIL COMPL. Restriction 5,5l/min
	1	<b>471 8234-04</b>	Valve	Soupape	1,2	208-240V 60Hz 1-WAY NITRIL COMPL. Restriction 5,5l/min
	1	<b>471 8234-02</b>	Valve	Soupape	1,2	50Hz 1-WAY NITRIL COMPL. RESTRICTION 20L/MIN
	1	<b>471 8234-05</b>	Valve	Soupape	1,2	60Hz 1-WAY NITRIL COMPL. RESTRICTION 20L/MIN
	1	<b>471 8234-08</b>	Valve	Soupape	1,2	EDPM 208-240V 60Hz Complete RESTRICTION 2,5L/MIN
	1	<b>471 8234-09</b>	Valve	Soupape	1,2	EPDM 208-240V 60Hz 1-way RESTRICTION 2,5L/MIN
<b>2</b>	1	<b>471 6696-37</b>	•Coil	•Bobine	1,2	208-240V 50Hz
	1	<b>471 6696-33</b>	•Coil	•Bobine	1,2	208-240V 60Hz
<b>3</b>	1	<b>471 8234-98</b>	•Diaphragm	•Diaphragme	1,2	NITRIL
	1	<b>471 8234-92</b>	•Diaphragm	•Diaphragme	1,2	EPDM
<b>4</b>	1	<b>471 8234-94</b>	•Filter	•Filtre	1	
<b>5</b>	1	<b>471 8234-95</b>	•Restrictor	•Réducteur de débit	1	2,5l/min
	1	<b>471 8234-96</b>	•Restrictor	•Réducteur de débit	1	5,5l/min
<b>6</b>	1	<b>471 4792-01</b>	Tool	Outil	1	

1



100045

Issue	Month	Year
03	06	90

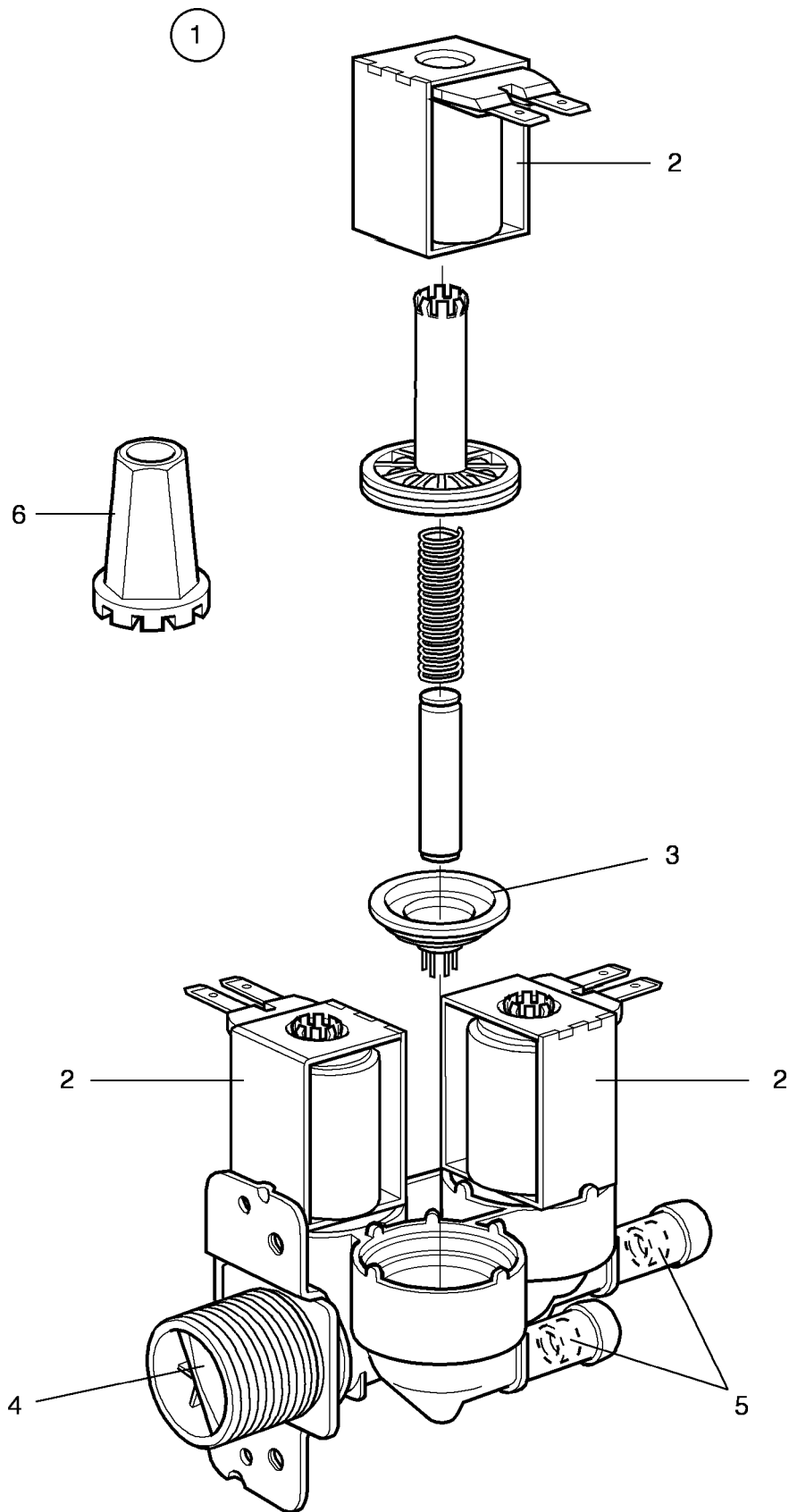
**EX-100,EX-100 HI-TEK**

**Inlet valve 3/4", 2-way**

**Soupape de admission 3/4", 2 voies**

Illustration Issue Month Year  
Schéma Issue Month Year  
**100045 3 8 1991**

Item Article	Qua Qua	Art.No Réf. article	Description	Description	Info Info	Notes Remarques
<b>1</b>	1	<b>471 8235-01</b>	Valve	Soupape	1,2	NITRIL COMPL. RESTRICTION 20/20L/MIN
	1	<b>471 8235-09</b>	Valve	Soupape	1,2	208-240V 60Hz 2-way NITRIL COMPL. RESTRICTION 20/20L/MIN
	1	<b>471 8235-02</b>	Valve	Soupape	1,2	208-240V 50Hz 2-WAY NITRIL COMPL. RESTRICTION 5,5/20L/MIN
	1	<b>471 8235-02</b>	Valve	Soupape	1,2	208-240V 50Hz 2-WAY NITRIL COMPL. RESTRICTION 5,5/20L/MIN
	1	<b>471 8235-03</b>	Valve	Soupape	1,2	208-240V 50Hz NITRIL COMPL. RESTRICTION 20/2,5L/MIN
	1	<b>471 8235-12</b>	Valve	Soupape	1,2	208-240V 60Hz NITRIL COMPL. RESTRICTION 20/2,5L/MIN
	1	<b>471 8235-11</b>	Valve	Soupape	1,2	EPDM 208-240V 50Hz 2-WAY Complete RESTRICTION 20/20L/MIN
	1	<b>471 8235-04</b>	Valve	Soupape	1,2	EPDM 208-240V 60Hz 2-way USA COMPL. RESTRICTION 20/20L/MIN
	1	<b>471 8235-05</b>	Valve	Soupape	1,2	EPDM 208-240V 60Hz 2-way USA COMPL. RESTRICTION 5,5/20L/MIN
	1	<b>471 8235-06</b>	Valve	Soupape	1,2	EPDM 120V 60Hz Complete RESTRICTION 5,5/20L/MIN
	1	<b>471 8235-07</b>	Valve	Soupape	1,2	2-WAY, 120V 60Hz USA COMPL. RESTRICTION 20/20L/MIN
	1	<b>471 8235-15</b>	Valve	Soupape	1,2	NITRIL 120V 60Hz 2-way Complete RESTRICTION 20/20L/MIN
	1	<b>471 8235-14</b>	Valve	Soupape	1,2	NITRIL 120V 60Hz 2-way Complete RESTRICTION 5,5/20L/MIN
	1	<b>471 8235-08</b>	Valve	Soupape	1,2	208-240V 50Hz NITRIL COMPL. RESTRICTION 5,5/20L/MIN
	1	<b>471 8235-13</b>	Valve	Soupape	1,2	208-240V 60Hz 2-way NITRIL COMPL. RESTRICTION 5,5/10L/MIN
	1	<b>471 8235-20</b>	Valve	Soupape	1,2	NITRIL 120V 50Hz 2-way Complete RESTRICTION 20/20L/MIN
1	<b>471 8235-21</b>	Valve	Soupape	1,2	NITRIL 120V 50Hz 2-way Complete RESTRICTION 5,5/20L/MIN	
<b>2</b>	2	<b>471 6696-37</b>	•Coil	•Bobine	1,2	208-240V 50Hz
	2	<b>471 6696-33</b>	•Coil	•Bobine	1,2	208-240V 60Hz
	2	<b>471 6696-32</b>	•Coil	•Bobine	1,2	120V 60Hz
<b>3</b>	2	<b>471 8234-98</b>	•Diaphragm	•Diaphragme	1,2	NITRIL
	2	<b>471 8234-92</b>	•Diaphragm	•Diaphragme	1,2	EPDM
<b>4</b>	1	<b>471 8234-94</b>	•Filter	•Filtre	1	
<b>5</b>	1	<b>471 8234-95</b>	•Restrictor	•Réducteur de débit	1	2,5/min
	1	<b>471 8234-96</b>	•Restrictor	•Réducteur de débit	1	5,5/min
	1	<b>471 8234-97</b>	•Restrictor	•Réducteur de débit	1	10l/min
<b>6</b>	1	<b>471 4792-01</b>	Tool	Outil	1	



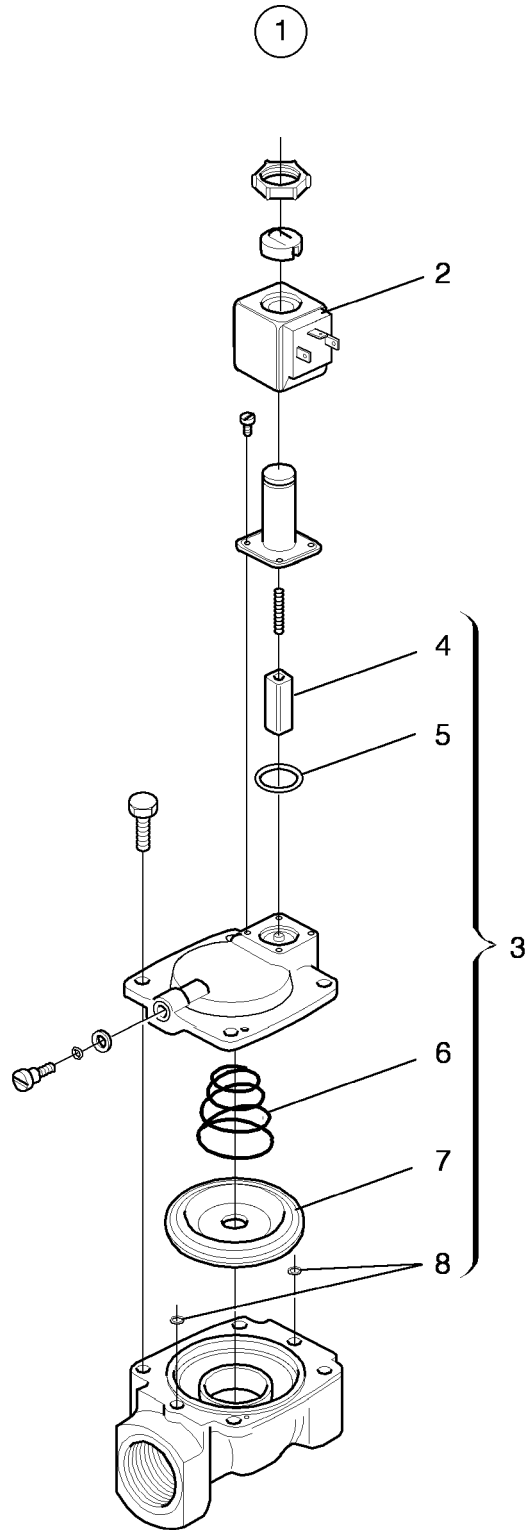
**EX-100,EX-100 HI-TEK**

**Inlet valve 3/4", 3-way**

**Soupape de admission 3/4", 3 voies**

Illustration Issue Month Year  
Schéma Issue Month Year  
**100046/3 3 8 1991**

Item Article	Qua Qua	Art.No Réf. article	Description	Description	Info Info	Notes Remarques	
<b>1</b>	1	<b>471 8236-01</b>	Valve	Soupape	1,2	208-240V 50Hz 3-way NITRIL COMPL. RESTRICTION 20/20/20L/MIN	
	1	<b>471 8236-07</b>	Valve	Soupape	1,2	60Hz 3-way NITRIL COMPL. RESTRICTION 20/20/20L/MIN	
	1	<b>471 8236-02</b>	Valve	Soupape	1,2	208-240V 50Hz 3-way NITRIL COMPL. RESTRICTION 5,5/20/20L/MIN	
	1	<b>471 8236-08</b>	Valve	Soupape	1,2	60Hz 3-way NITRIL COMPL. RESTRICTION 5,5/20/20L/MIN	
	1	<b>471 8236-09</b>	Valve	Soupape	1,2	EPDM 208-240V 50Hz 3-way Complete RESTRICTION 5,5/20/20L/MIN	
	1	<b>471 8236-03</b>	Valve	Soupape	1,2	EPDM 208-240V 60Hz 3-way USA COMPL. RESTRICTION 5,5/20/20L/MIN	
	1	<b>471 8236-04</b>	Valve	Soupape	1,2	120V 60Hz 3-way USA COMPL. RESTRICTION 5,5/20/20L/MIN	
	1	<b>471 8236-05</b>	Valve	Soupape	1,2	EPDM 208-240V 60Hz 3-way USA COMPL. RESTRICTION 20/20/20L/MIN	
	1	<b>471 8236-06</b>	Valve	Soupape	1,2	EPDM 120V 60Hz USA COMPL. RESTRICTION 20/20/20L/MIN	
	1	<b>471 8236-12</b>	Valve	Soupape	1,2	208-240V 50Hz 3-way NITRIL COMPL. RESTRICTION 5,5/20/2,5L/MIN	
	1	<b>471 8236-13</b>	Valve	Soupape	1,2	EDPM 208-240V 60Hz 3-way Complete RESTRICTION 5,5/20/2,5L/MIN	
	1	<b>471 8236-14</b>	Valve	Soupape	1,2	208-240V 50Hz Complete Restriction 5/5-/l/min	
	1	<b>471 8236-15</b>	Valve	Soupape	1,2	208-240V 60Hz COMPL. RESTRICT.	
	<b>2</b>	3	<b>471 6696-37</b>	•Coil	•Bobine	1,2	208-240V 50Hz
		3	<b>471 6696-33</b>	•Coil	•Bobine	1,2	208-240V 60Hz
3		<b>471 6696-71</b>	•Coil	•Bobine	1,2	120V 50Hz	
3		<b>471 6696-32</b>	•Coil	•Bobine	1,2	120V 60Hz	
<b>3</b>	3	<b>471 8234-98</b>	•Diaphragm	•Diaphragme	1,2	NITRIL	
	3	<b>471 8234-92</b>	•Diaphragm	•Diaphragme	1,2	EPDM	
<b>4</b>	1	<b>471 8234-94</b>	•Filter	•Filtre	1		
<b>5</b>	1	<b>471 8234-95</b>	•Restrictor	•Réducteur de débit	1	2,5l/min	
	1	<b>471 8234-96</b>	•Restrictor	•Réducteur de débit	1	5,5l/min	
	1	<b>471 8234-97</b>	•Restrictor	•Réducteur de débit	1	10l/min	
<b>6</b>	1	<b>471 4792-01</b>	Tool	Outil	1		





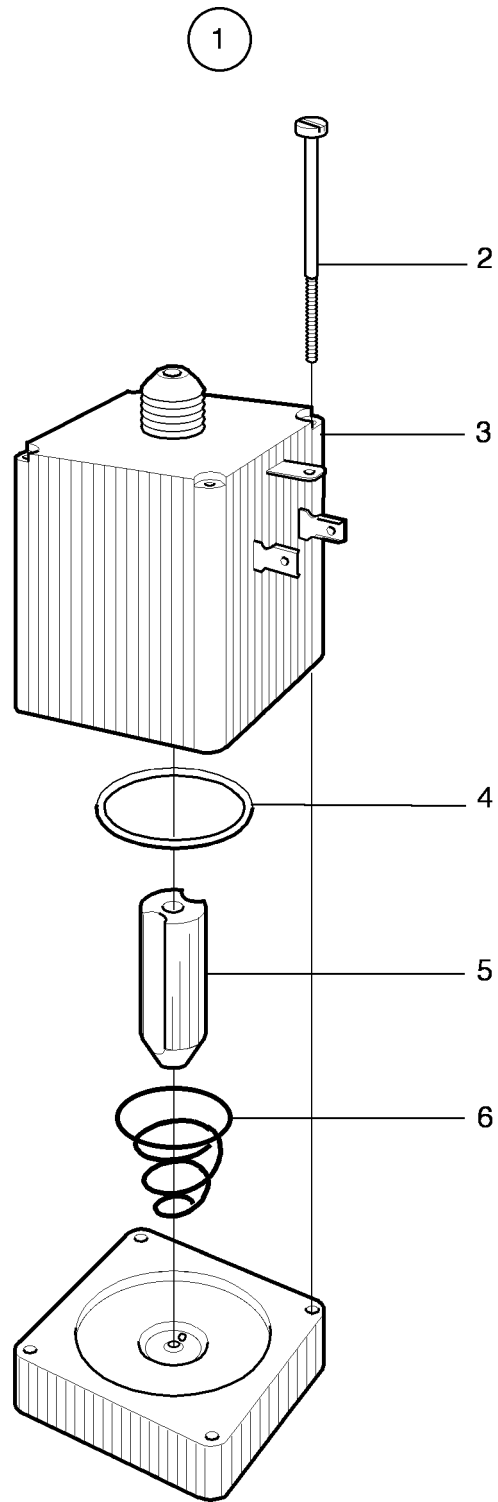
**EX-100,EX-100 HI-TEK**

**Inlet valve 1/2", 3/4", 1", 1 1/4", 2"**

**Soupape de admission 1/2", 3/4", 1", 1 1/4", 2"**

Illustration Issue Month Year  
Schéma Issue Month Year  
**100568 1 3 1990**

Item Article	Qua Qua	Art.No Réf. article	Description	Description	Info Info	Notes Remarques	
<b>1</b>	1	<b>471 8210-02</b>	Valve	Soupape	1,2	50Hz Complete	
	1	<b>471 8210-63</b>	Valve	Soupape	1,2	60Hz Complete	
	1	<b>471 8210-03</b>	Valve	Soupape	1,2	1/2 115V 60Hz Complete	
	1	<b>471 8210-12</b>	Valve	Soupape	1,2	3/4" 220-240V 50Hz COMPL.AO	
	1	<b>471 8210-11</b>	Valve	Soupape	1,2	3/4" 208-230V 60Hz Complete	
	1		Valve	Soupape	1,2	3/4" 115V 60Hz Complete	
	1	<b>471 8210-22</b>	Valve	Soupape	1,2	220-240V 50Hz Complete	
	1	<b>471 8210-23</b>	Valve	Soupape	1,2	1 220V 50/60Hz Complete	
	1	<b>471 8210-21</b>	Valve	Soupape	1,2	208-230V 60Hz Complete	
	1		Valve	Soupape	1,2	3/4" 115V 60Hz Complete	
	1	<b>471 8210-32</b>	Valve	Soupape	1,2	50Hz Complete	
	1	<b>471 8210-31</b>	Valve	Soupape	1,2	60Hz Complete	
	1		Valve	Soupape	1,2	3/4" 115V 60Hz Complete	
	1	<b>471 8210-52</b>	Valve	Soupape	1,2	2", 50Hz Complete	
	1	<b>471 8210-51</b>	Valve	Soupape	1,2	2", 60Hz Complete	
	<b>2</b>	1	<b>471 6657-15</b>	•Coil	•Bobine	1,2	50Hz 220-240V 50Hz
		1	<b>471 6657-16</b>	•Coil	•Bobine	1,2	60Hz
1		<b>471 6657-17</b>	•Coil	•Bobine	1,2	115V 60Hz	
<b>3</b>	1	<b>471 6657-18</b>	•Repair kit	•Kit reconditionnement	1,2	1/2"	
	1	<b>471 6657-19</b>	•Repair kit	•Kit reconditionnement	1,2	3/4"	
	1	<b>471 6657-20</b>	•Repair kit	•Kit reconditionnement	1,2	1"	
	1	<b>471 6657-21</b>	•Repair kit	•Kit reconditionnement	1,2	1 1/4" 1 1/4"	
<b>4</b> <b>5</b> <b>6</b> <b>7</b> <b>8</b>	1	<b>471 6695-95</b>	•Repair kit	•Kit reconditionnement	1,2	2"	
			•Plunger	•Bobine mobile			
			•O-ring	•Joint torique			
			•Spring	•Ressort			
			•Diaphragm	•Diaphragme			
		•O-ring	•Joint torique				



100806

Issue	Month	Year
02	11	00

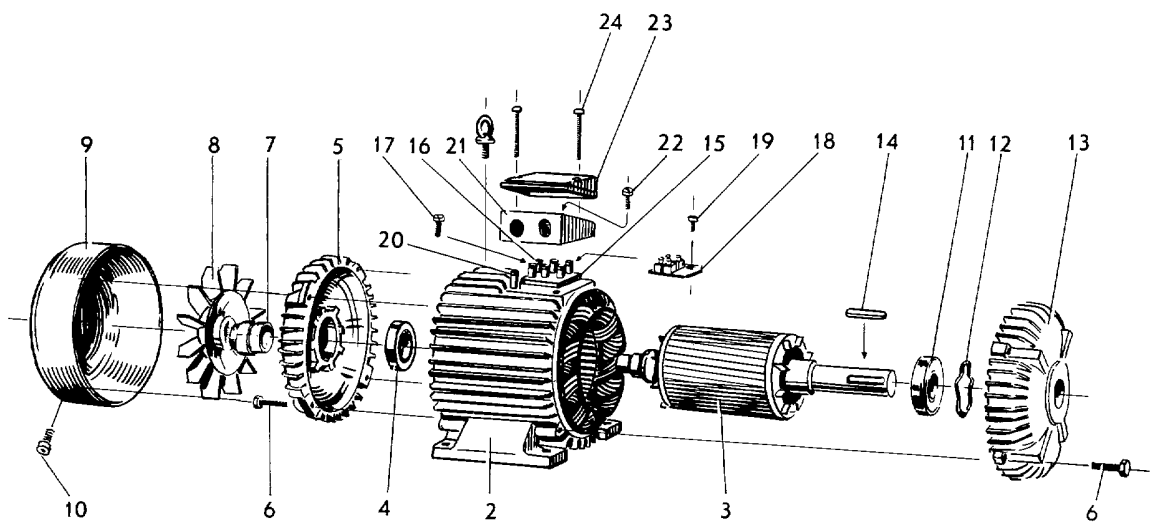
**EX-100**

**Control valve**

**Soupape**

Illustration Issue Month Year  
Schéma Issue Month Year  
**100806/2 1 3 1990**

Item Article	Qua Qua	Art.No Réf. article	Description	Description	Info Info	Notes Remarques
<b>1</b>	1	<b>471 9202-32</b>	Solenoid valve	Électrovanne	1,2	50Hz
	1	<b>471 9202-33</b>	Solenoid valve	Électrovanne	1,2	60Hz
<b>2</b>	4	<b>471 6900-77</b>	•Screw	•Vis	3	
<b>3</b>	1	<b>471 6900-78</b>	•Coil	•Bobine	1,2	50Hz
	1	<b>471 6900-79</b>	•Coil	•Bobine	1,2	208-240V 60Hz
<b>4</b>	1	<b>471 6900-80</b>	•O-ring	•Joint torique	1,2	
<b>5</b>	1	<b>471 6900-82</b>	•Plunger	•Bobine mobile	1	
<b>6</b>	1	<b>471 6900-87</b>	•Valve housing	•Compartiment soupapes	3	



**EX-100,EX-100 HI-TEK**

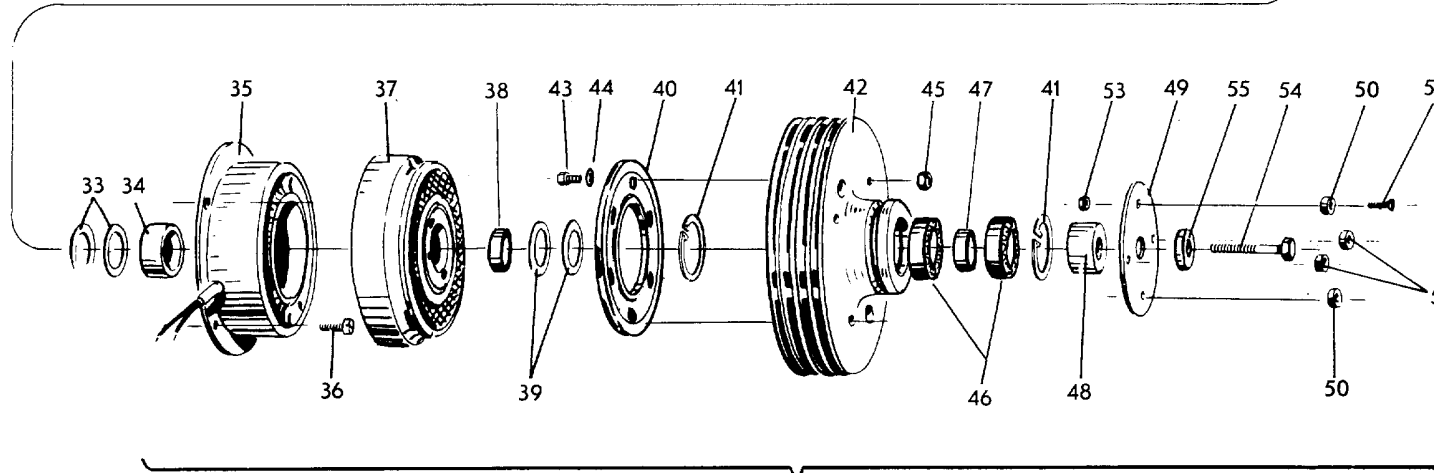
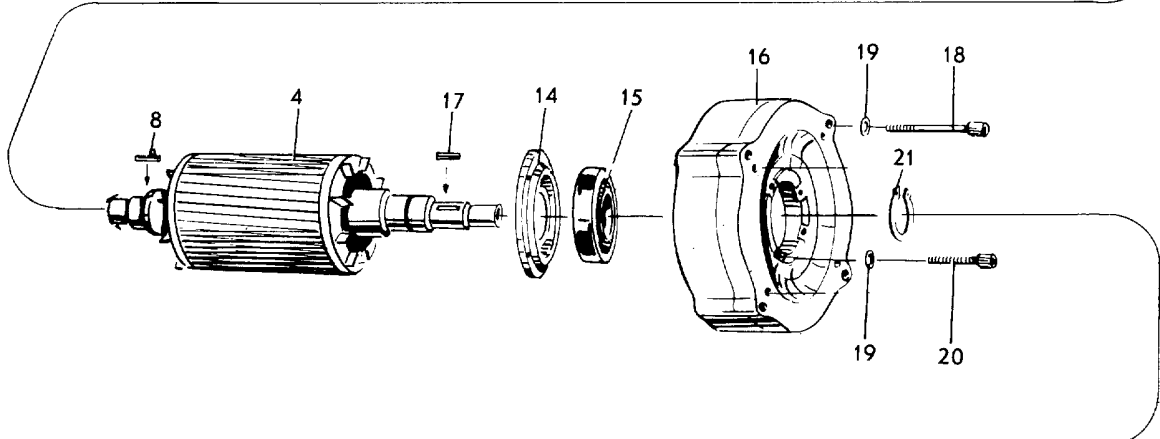
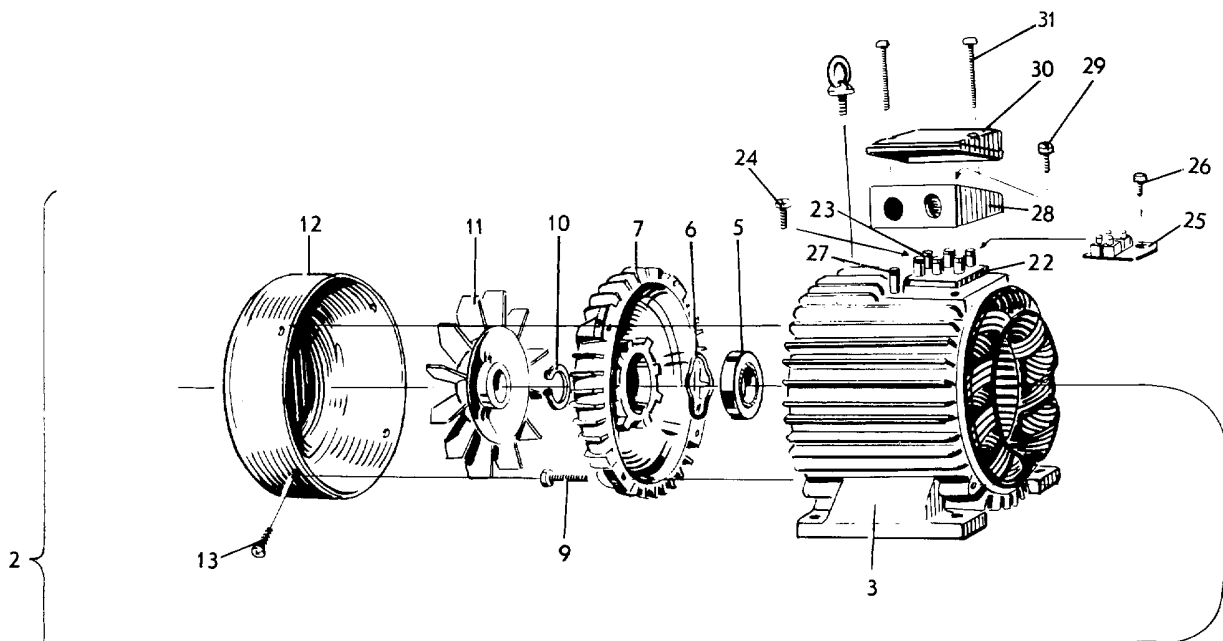
**Wash motor**

**Moteur de lavage**

Illustration Issue Month Year  
Schéma Issue Month Year  
**100588 4 11 1994**

Item Article	Qua Qua	Art.No Réf. article	Description	Description	Info Info	Notes Remarques	
<b>1</b>	1	<b>471 9201-48</b>	Motor	Moteur	1	220-240V 50Hz	
	1	<b>471 9201-47</b>	Motor	Moteur	1	380-415V 50Hz (440V 60Hz)	
	1	<b>471 9201-46</b>	Motor	Moteur	1	208-240V 60Hz	
	1	<b>471 4651-90</b>	Motor	Moteur	1	440-480V 60Hz	
	1	<b>471 4652-19</b>			1		
	1	<b>471 9735-01</b>	Motor	Moteur	1	346V 50Hz	
	1	<b>471 9729-01</b>	Motor	Moteur	1	380V 60Hz	
	1	<b>471 9729-02</b>	Motor	Moteur	1	200V 50Hz	
	<b>2</b>	1	<b>471 6901-60</b>	•Stator	•Stator	1	220V 50Hz
		1	<b>471 6901-61</b>	•Stator	•Stator	1	380-415V 50Hz (440V 60Hz)
1		<b>471 6901-59</b>	•Stator	•Stator	1	208-240V 60Hz	
<b>3</b>	1	<b>471 6901-64</b>	•Rotor	•Rotor	1	WITH SHAFT	
<b>4</b>	1	<b>471 6607-04</b>	•Bearing	•Coussinet	1		
<b>5</b>	1	<b>471 6901-57</b>	•End shield	•Flasque du moteur	1		
<b>6</b>	8	<b>471 9032-29</b>	•Screw	•Vis	1	M6X25	
<b>7</b>	1	<b>471 6901-90</b>	•Ring	•Anneau	1		
<b>8</b>	1	<b>471 6901-56</b>	•Fan wheel	•Poulie ventilateur	1		
<b>9</b>	1	<b>471 6901-55</b>	•Fan cover	•Protection ventilateur	1		
<b>10</b>	4	<b>471 9100-49</b>	•Screw	•Vis	1	RX5X6	
<b>11</b>	1	<b>471 9045-65</b>	•Ball bearing	•Roulement à billes	1		
<b>12</b>	1	<b>471 9045-51</b>	•Spring washer	•Rondelle à ressort	1		
<b>13</b>	1	<b>471 6901-66</b>	•End shield	•Flasque du moteur	1		
<b>14</b>	1	<b>471 6901-65</b>	•Wedge	•Poulie courroie V	1		
<b>15</b>	1	<b>471 6901-91</b>	•Block	•Cale	1		
<b>16</b>	6	<b>471 6901-93</b>	•Clamp	•Attache	1		
<b>17</b>	2	<b>471 9016-94</b>	•Screw	•Vis	1	RX 6X16	
<b>18</b>	1	<b>471 6901-62</b>	•Terminal connection	•Bloc de connexion	1		
<b>19</b>	2	<b>471 9017-22</b>	•Screw	•Vis	1	RX 4X6	
<b>20</b>	1	<b>471 6901-92</b>	•Clamp	•Attache	1		
<b>21</b>	1	<b>471 9041-97</b>	•Box	•Boîtier	1		
<b>22</b>	2	<b>471 9102-62</b>	•Screw	•Vis	1	RX 6X20	
<b>23</b>	1	<b>471 9041-96</b>	•Cover	•Couvercle	1		
<b>24</b>	2	<b>471 6901-63</b>	•Screw	•Vis	1		

1



32

**EX-100,EX-100 HI-TEK**

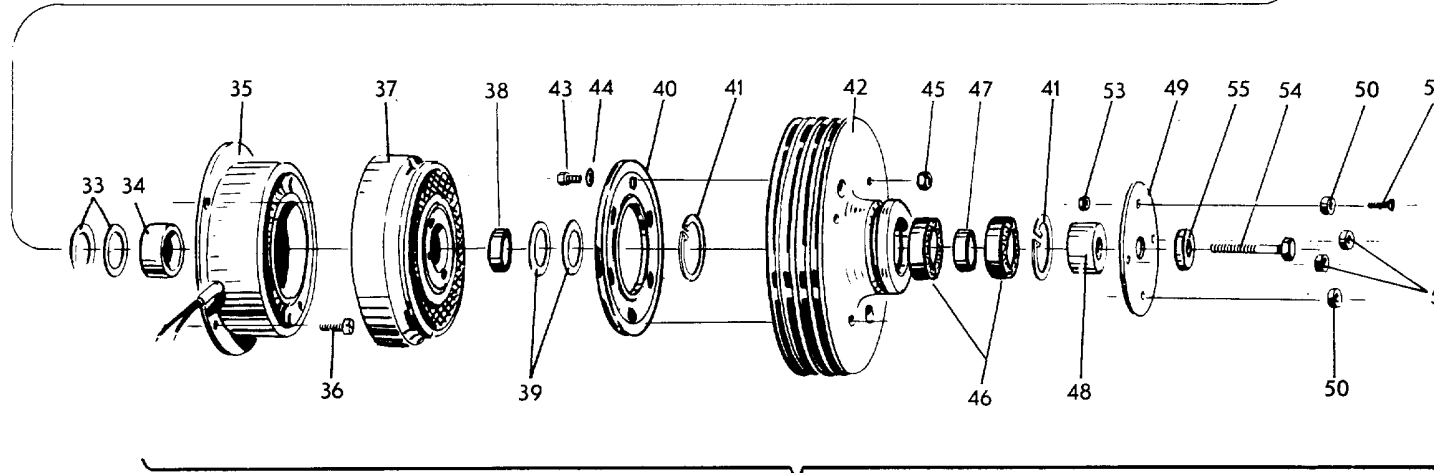
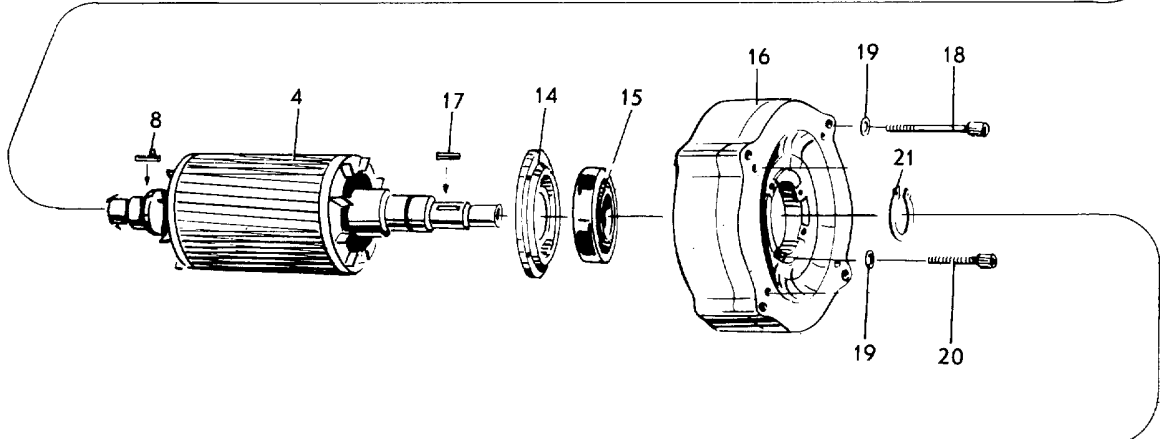
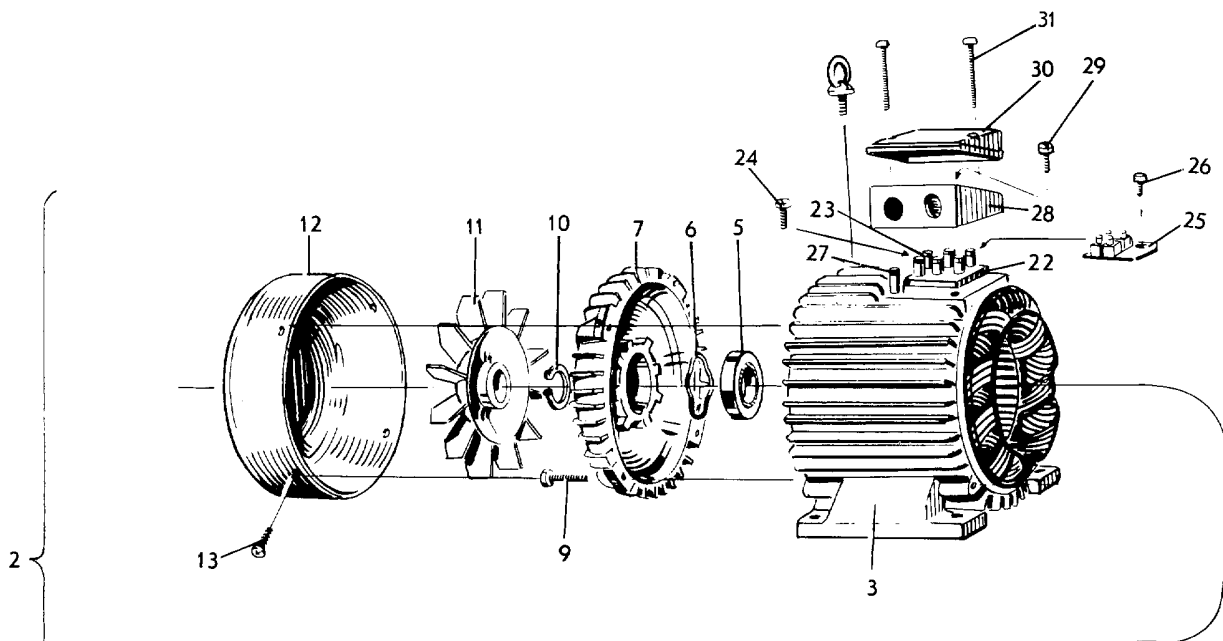
**Centrifugal motor with clutch**

**Connexion avec moteur**

Illustration Issue Month Year  
Schéma Issue Month Year  
**100589 5 11 1994**

Item Article	Qua Qua	Art.No Réf. article	Description	Description	Info Info	Notes Remarques
<b>1</b>						Not used --- Not used --- Not used
<b>2</b>	1	<b>471 9202-20</b>	Motor	Moteur	1	230V 50Hz 220-240V 50Hz
	1	<b>471 9202-19</b>	Motor	Moteur	1	380-415V 50Hz (440V 60Hz) Complete
	1	<b>471 9202-18</b>	Motor	Moteur	1	208-240V 60Hz
	1	<b>471 9730-01</b>	Motor	Moteur	1	380V 60Hz
	1	<b>471 4651-91</b>	Motor	Moteur	1	440-480V 60Hz
	1	<b>471 4652-20</b>			1	
	1	<b>471 9734-01</b>	Motor	Moteur	1	346V 50Hz
	1	<b>471 9734-02</b>	Motor	Moteur	1	200V 50Hz
<b>3</b>	1	<b>471 6901-68</b>	•Stator	•Stator	1	220V 50Hz
	1	<b>471 6901-69</b>	•Stator	•Stator	1	380-415V 50Hz(440V 60Hz)
	1	<b>471 6901-67</b>	•Stator	•Stator	1	208-240V 60Hz
<b>4</b>	1	<b>471 6901-70</b>	•Rotor	•Rotor	1	WITH SHAFT
<b>5</b>	1	<b>471 6607-04</b>	•Bearing	•Coussinet	1	
<b>6</b>	1	<b>471 6901-95</b>	•Spring washer	•Rondelle à ressort	1	
<b>7</b>	1	<b>471 6901-57</b>	•End shield	•Flasque du moteur	1	
<b>8</b>	1	<b>471 6901-65</b>	•Wedge	•Poulie courroie V	1	
<b>9</b>	4	<b>471 9032-29</b>	•Screw	•Vis	1	M6X25
<b>10</b>	1	<b>471 6521-76</b>	•C-clamp	•Presse à main	1	
<b>11</b>	1	<b>471 6902-00</b>	•Fan wheel	•Poulie ventilateur	1	
<b>12</b>	1	<b>471 6901-99</b>	•Fan cover	•Protection ventilateur	1	
<b>13</b>	4	<b>471 9000-49</b>	•Screw	•Vis	3	
<b>14</b>	1		•Bearing cover	•Chapeau de palier	1	A42760
<b>15</b>	1	<b>471 9045-65</b>	•Ball bearing	•Roulement à billes	1	
<b>16</b>	1	<b>471 6901-96</b>	•Cover	•Couvercle	1	
	1	<b>471 6901-96</b>	•Cover	•Couvercle	1	
<b>17</b>	1	<b>471 6901-94</b>	•Wedge	•Poulie courroie V	1	
<b>18</b>	4	<b>471 6901-97</b>	•Screw	•Vis	1	
<b>19</b>	8	<b>471 9018-22</b>	•Spring washer	•Rondelle à ressort	1	FBB 6,1
<b>20</b>	4	<b>471 6901-98</b>	•Screw	•Vis	1	
<b>21</b>	1	<b>471 9009-63</b>	•C-clamp	•Presse à main	1	
<b>22</b>	1	<b>471 6901-91</b>	•Block	•Cale	1	
<b>23</b>	6	<b>471 6901-93</b>	•Clamp	•Attache	1	
<b>24</b>	1	<b>471 9016-94</b>	•Screw	•Vis	1	RX 6X16
<b>25</b>	1	<b>471 6901-62</b>	•Terminal connection	•Bloc de connexion	1	
<b>26</b>	1	<b>471 9017-22</b>	•Screw	•Vis	1	RX 4X6
<b>27</b>	1	<b>471 6901-92</b>	•Clamp	•Attache	1	
<b>28</b>	1	<b>471 9041-97</b>	•Box	•Boîtier	1	
<b>29</b>	2	<b>471 9102-62</b>	•Screw	•Vis	1	RX 6X20
<b>30</b>	1	<b>471 9041-96</b>	•Cover	•Couvercle	1	
<b>31</b>	2	<b>471 6901-63</b>	•Screw	•Vis	1	

1



32

100589

Issue	Month	Year
01	10	88



**EX-100**

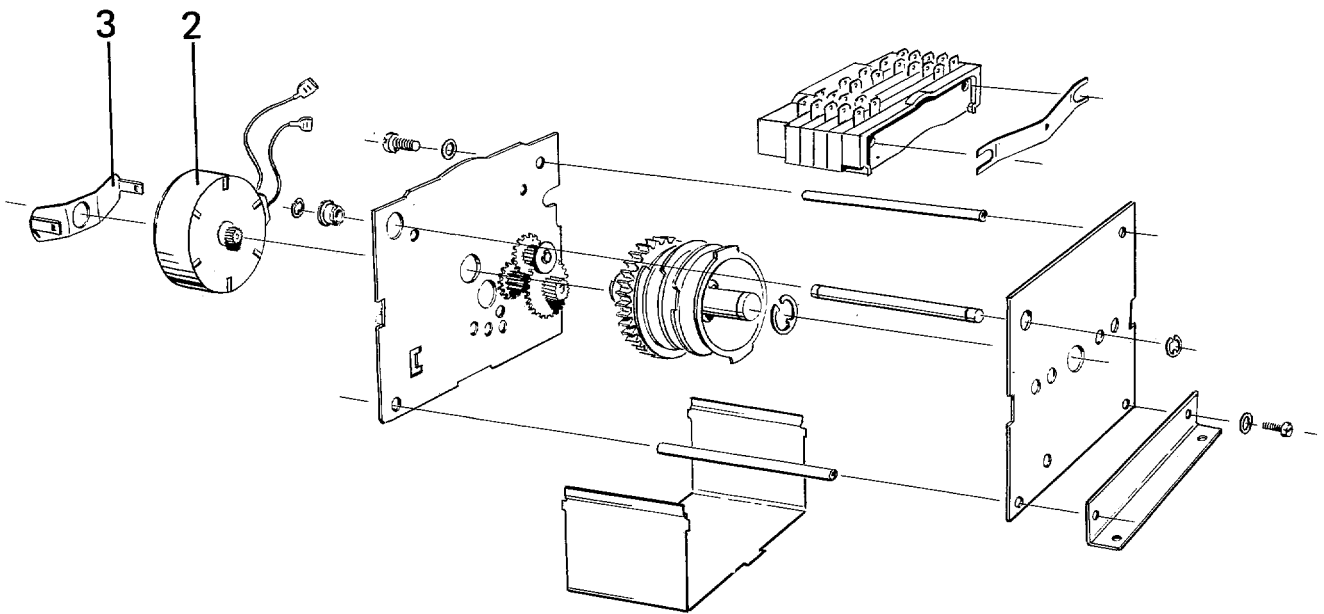
**Centrifugal motor with clutch**

**Connexion avec moteur**

Illustration Issue Month Year  
Schéma Issue Month Year  
**100589 3 3 1993**

Item Article	Qua Qua	Art.No Réf. article	Description	Description	Info Info	Notes Remarques
32	1	471 2434-07	Connection	Embrayage	1	Complete
33	2	471 9202-13	•Spacer washer	•Rondelle écartement	1	
34	1	471 2434-08	•Spacer	•Entretoise	1	
35	1	471 9202-15	•Coil	•Bobine	1	
36	4	725 5449-01	•Screw	•Vis	1	M8X16
37	1	471 9202-16	•Rotor	•Rotor	1	
38	1	471 2434-10	•Spacer	•Entretoise	1	
39	2	471 9202-14	•Spacer washer	•Rondelle écartement	1	
40	1	471 9202-17	•Plate	•Tableau	1	
41	2	735 3148-10	•C-clamp	•Presse à main	1	SGH62
42	1	471 2434-09	•Pulley	•Poulie	1	
43	3	725 5453-01	•Screw	•Vis	1	MC6S 8X25
44	3	734 1164-01	•Washer	•Rondelle	1	8,4X17
45	3	732 2118-01	•Locking nut	•Contre-écrou	1	M8
46	2	738 2206-18	•Ball bearing	•Roulement à billes	1	
47	1	471 2442-47	•Spacer	•Entretoise	1	
48	1	471 2434-11	•Spacer washer	•Rondelle écartement	1	
49	1	471 2434-12	•Mounting plate	•Plaque de montage	1	-81/2280
50	2	471 9202-11	•Magnet	•Aimant	1	Red -81/2280
51	2	471 9202-12	•Magnet	•Aimant	1	Blue -81/2280
52	4	471 9205-33	•Screw	•Vis	002	FS 4X20 -81/2280
53	4	471 9038-08	•Locking nut	•Contre-écrou	1	M4
54	1	471 1902-34	•Screw	•Vis	1	M10X50
55	1	471 9074-04	•Washer	•Rondelle	1	10,5X28

1



**EX-100,EX-100 HI-TEK**

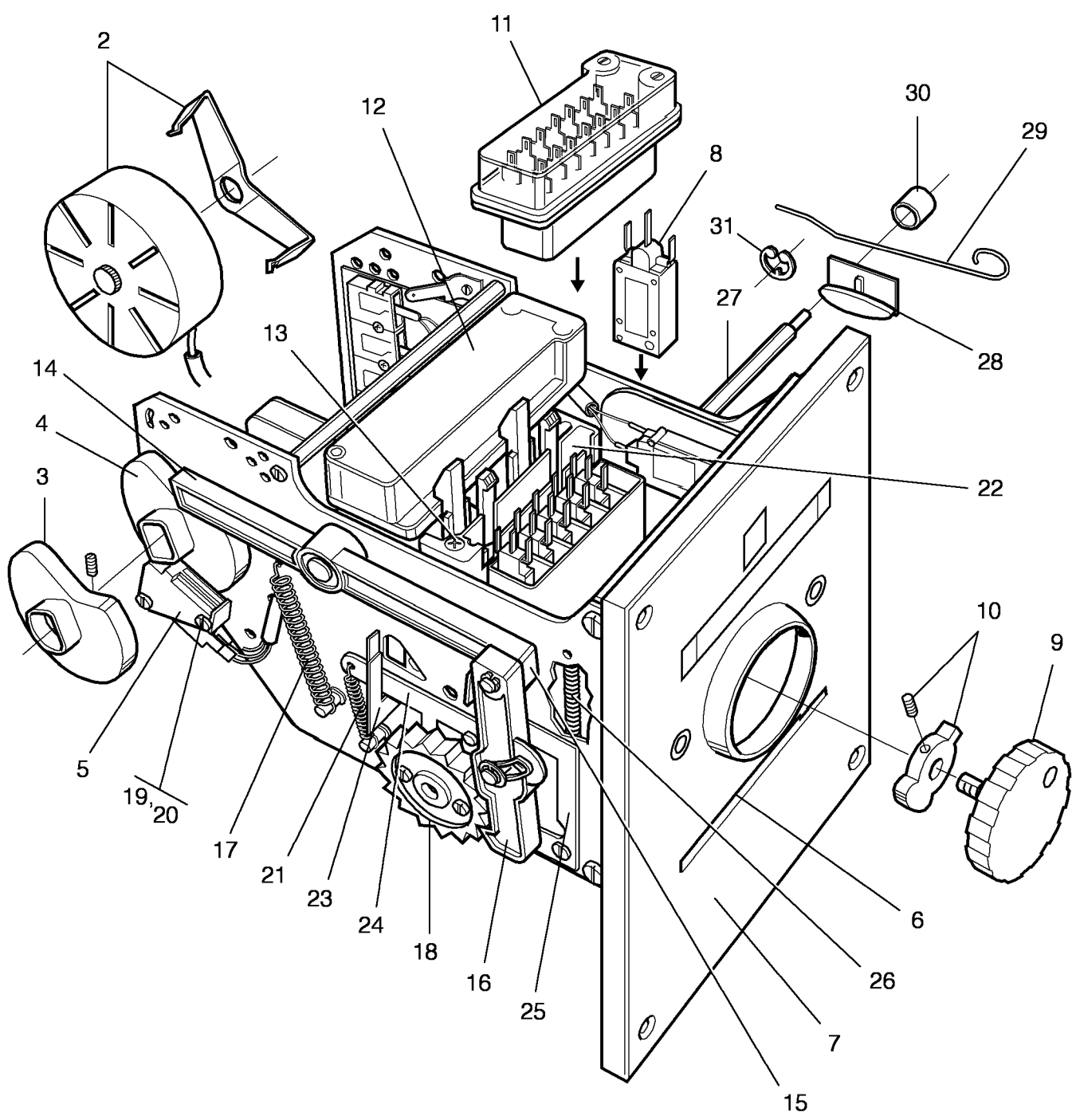
**Reversing switch**

**Inverseur**

Illustration Issue Month Year  
Schéma Issue Month Year  
**100603 1 11 1990**

Item Article	Qua Qua	Art.No Réf. article	Description	Description	Info Info	Notes Remarques
<b>1</b>	1	<b>471 2422-19</b>	Reverser	Inverseur	1,2	50Hz Complete
	1	<b>471 2422-20</b>	Reverser	Inverseur	1,2	60Hz Complete
<b>2</b>	1	<b>471 9056-91</b>	•Motor	•Moteur	1,2	OLD TIMER 220V 50Hz With gear
	1	<b>471 9056-92</b>	•Motor	•Moteur	1,2	OLD TIMER 208-240V 60Hz With gear
<b>3</b>	1	<b>471 6536-78</b>	•Clamp	•Bride de fixation	3	

1



100605

Issue	Month	Year
01	10	88

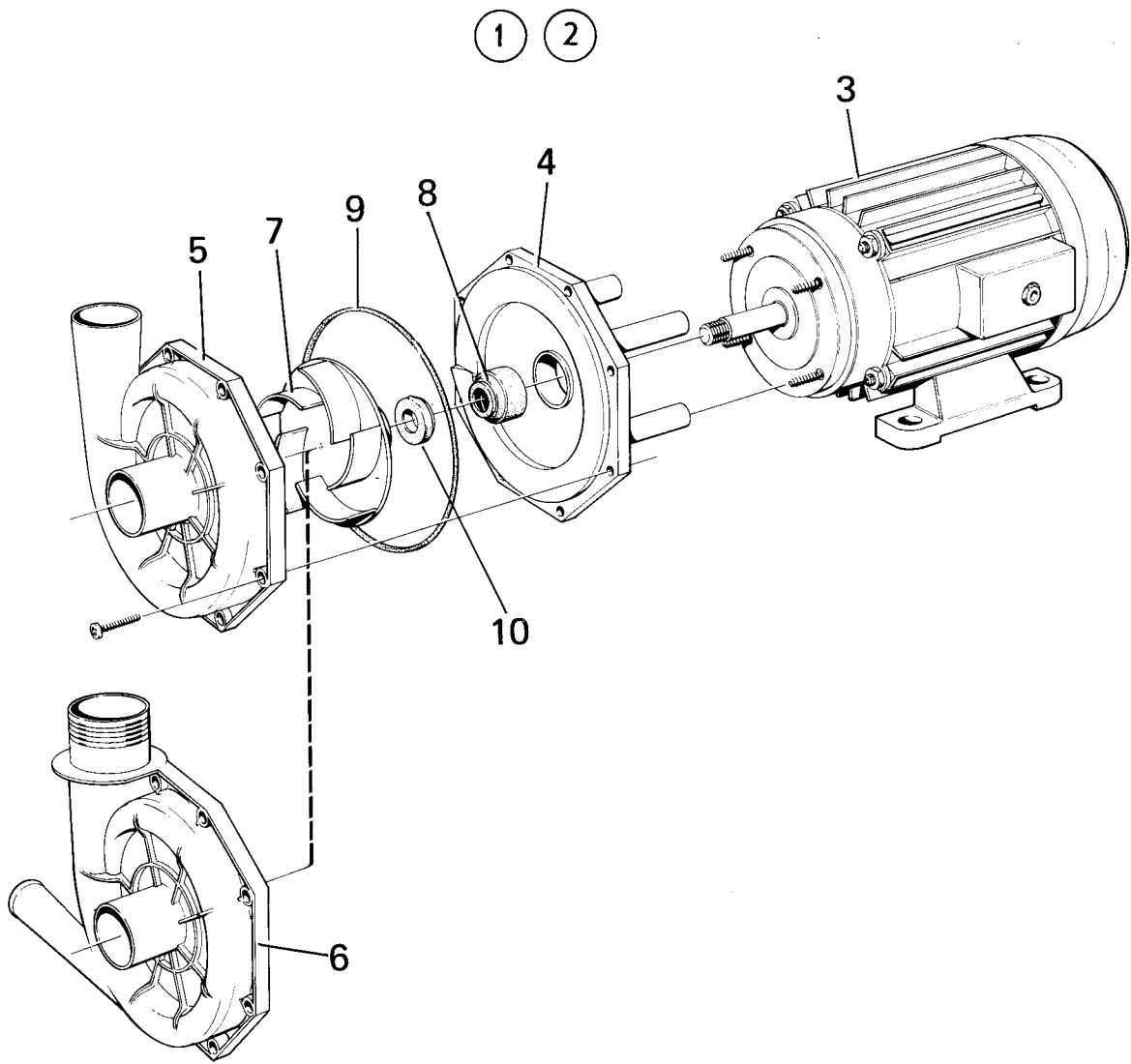
**EX-100,EX-100 HI-TEK**

**Card programmer**

**Programmateur cartes**

Illustration Issue Month Year  
Schéma Issue Month Year  
**100605/3 2 12 1989**

Item Article	Qua Qua	Art.No Réf. article	Description	Description	Info Info	Notes Remarques
			12 Track	12 Canaux		
			16 Track	16 Canaux		
1	1	471 9207-07	Card programmer	Programmateur cartes	1,2	50Hz Complete
	1	471 9207-08	Card programmer	Programmateur cartes	1,2	60Hz Complete
2	1	471 6753-60	•Motor	•Moteur	1,2	50Hz With gear
	1	471 6753-61	•Motor	•Moteur	1,2	60Hz With gear
3	1	471 9044-86	•Disc	•Disque	1	60 SEC
4	1	471 9044-83	•Disc	•Disque	1	30 SEC
5	1	471 6527-30	•Microswitch	•Microrupteur	1,2	
6	1	471 9008-30	•Program card	•Carte programme	1,2	80 STEPS
	1	471 9200-78	•Program card	•Carte programme	1,2	120 STEPS
7	1	471 6753-79	•Front panel	•Panneau avant	1	
8	12	471 6527-12	•Microswitch	•Microrupteur	1,2	
9	1	471 6754-63	•Knob	•Bouton	1	
10	1	471 6754-64	•Frame	•Châssis	1	WITH SCREW
11	1	471 6527-10	•Connector	•Connexion	3	FRONT
12	1	471 6527-11	•Connector	•Connexion	3	REAR
13	2	471 9017-12	•Screw	•Vis	3	
14	1	471 6527-24	•Arm	•Bras	1	
15	1	471 6527-22	•Washer	•Rondelle	3	
16	1	471 6527-21	•Arm	•Bras	1	
17	1	471 6527-29	•Spring	•Ressort	1	
18	2	471 6527-26	•Wheel	•Roue	1	
19	2	471 6527-32	•Screw	•Vis	3	
20	2	471 9015-65	•Nut	•Écrou	3	M3
21	1	471 6527-28	•Spring	•Ressort	1	
22	1	471 6901-54	•Cover	•Couvercle	3	
23	1	471 6527-38	•Spring clips	•Brides de ressort	3	
24	1	471 6257-35	•Catch	•Attache	3	Complete
25	1	471 6527-34	•Arm	•Bras	3	
26	1	471 6527-20	•Spring	•Ressort	1	
27	1	471 6654-00	•Roller	•Galet	3	
28	2	471 6653-30	•Bearing cage	•Cage de palier	3	
29	2	471 6653-31	•Spring	•Ressort	1	
30	2	471 6653-32	•Bearing	•Coussinet	3	
			12 Track	12 Canaux		
			16 Track	16 Canaux		
30	1	471 9043-90	Test card	Carte d'essai	3	
	1	471 8961-02	Pliers	Pince	1	
	RQ	471 6654-10	Pin	Goupille	1	
31	1	735 3110-21	C-clamp	Presse à main	3	



100611

Issue	Month	Year
02	09	90

**EX-100,EX-100 HI-TEK**

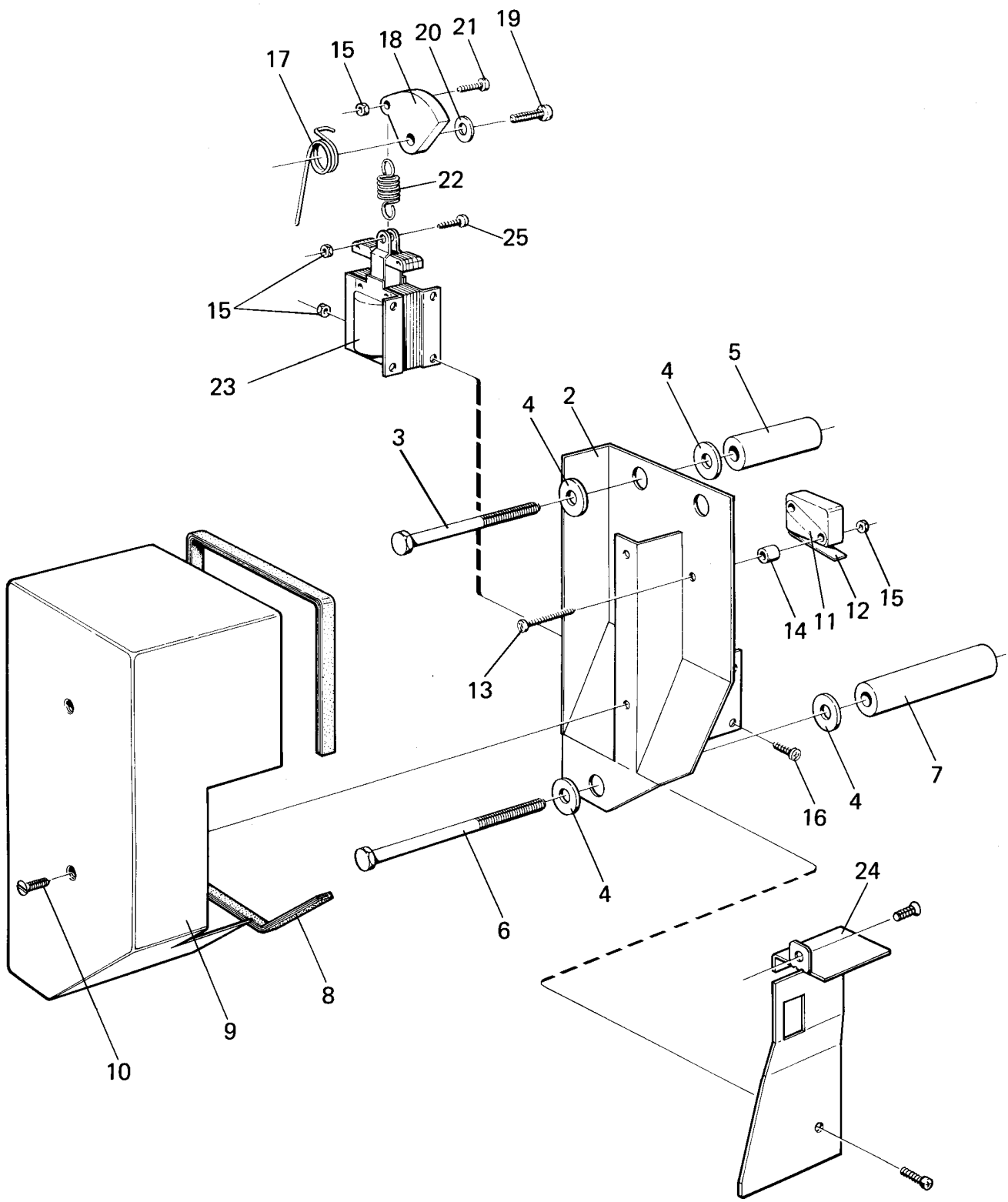
**Pump**

**Pompe**

Illustration Issue Month Year  
Schéma Issue Month Year  
**100611 3 9 1990**

Item Article	Qua Qua	Art.No Réf. article	Description	Description	Info Info	Notes Remarques
<b>1</b>	1	<b>471 9223-03</b>	Pump	Pompe	1,2	380-415V, 50Hz COMPL. 1-OUTLET
<b>3</b>	1	<b>471 9223-50</b>	Pump	Pompe	1,2	60Hz COMPL. 1-OUTLET
	1		•Motor	•Moteur	1,2	380V 50Hz
	1		•Motor	•Moteur	1,2	380V 50Hz
<b>4</b>	1	<b>471 6600-12</b>	•Pump housing	•Boîtier de pompe	1,2	BODY HALF
<b>5</b>	1	<b>471 6600-13</b>	•Pump housing	•Boîtier de pompe	1,2	BODY HALF
<b>7</b>	1	<b>471 6531-32</b>	•Pump wheel	•Roue de la pompe	1,2	
<b>8</b>	1	<b>471 6536-43</b>	•Seal	•Joint	1,2	GASKET
<b>9</b>	1	<b>471 6606-88</b>	•O-ring	•Joint torique	1,2	
<b>10</b>	1	<b>463 9736-08</b>	Ring	Anneau	3	

1



100628

Issue	Month	Year
02	01	96



**EX-100 76/1466-,EX-100 HI-TEK**

**Door lock**

**Serrure de porte**

Illustration Issue Month Year  
Schéma Issue Month Year  
**100628 7 3 1993**

Item Article	Qua Qua	Art.No Réf. article	Description	Description	Info Info	Notes Remarques
1	1	471 2461-65	Door locking device	Serrure de porte	3	50/60Hz Complete
2	1	471 2461-45	•Bracket	•Pupitre	3	
3	2	471 9102-53	•Screw	•Vis	3	M8X75
4	18	471 2262-84	•Washer	•Rondelle	3	
5	2	471 2461-52	•Spacer	•Entretoise	3	
6	1	725 2471-51	•Screw	•Vis	3	M8X100
7	1	471 2461-53	•Spacer	•Entretoise	3	
8	1	471 2461-63	•Gasket	•Bande de garniture	1	
9	1	471 2461-60	•Cover	•Couvercle	3	
10	2	471 9221-46	•Screw	•Vis	3	KFXB 8X19
11	1	471 9625-02	•Microswitch	•Microrupteur	1,2	FLE403 87/03241-
	1	471 9221-13	•Microswitch	•Microrupteur	1,2	FLE403 -87/03240
12	1	471 9626-50	•Arm	•Bras	1,2	FLE403 -87/03240
13	2	471 9100-00	•Screw	•Vis	3	RX 3X30
14	2	471 2461-54	•Spacer	•Entretoise	3	FLE403 -87/03240
15	8	732 2110-01	•Locking nut	•Contre-écrou	3	M3
16	5	471 9017-11	•Screw	•Vis	3	MRX 3X10
17	1	471 2461-57	•Torsion spring	•Ressort rotatif	1	
18	1	471 2461-55	•Catch	•Dispositif blocage	1	
19	1	724 1327-42	•Screw	•Vis	3	M5X12
20	1	734 1808-51	•Washer	•Rondelle	3	NB 5X16
21	1	724 1228-01	•Screw	•Vis	3	M3X16
22	1	471 2461-56	•Tensioner spring	•Ressort tendeur	1	
23	1	471 9221-11	•Coil	•Bobine	1,2	50/60Hz



Numerical index/Numerical index

Art.No/Réf. article	Page/Page	Art.No/Réf. article	Page/Page	Art.No/Réf. article	Page/Page	Art.No/Réf. article	Page/Page
438 0246-01	31	471 2263-50	65	471 2417-82	15	471 2425-02	59
438 4100-01	75	471 2263-51	63	471 2417-82	17	471 2425-03	59
438 4100-01	81	471 2263-65	75	471 2417-85	15	471 2425-08	47
438 4100-01	85	471 2263-65	79	471 2417-92	13	471 2425-08	53
438 4100-01	89	471 2263-77	47	471 2417-92	15	471 2425-08	59
438 4101-01	75	471 2263-77	53	471 2417-92	17	471 2425-08	61
438 4101-01	81	471 2263-77	59	471 2417-93	13	471 2425-15	47
438 4101-01	85	471 2263-77	61	471 2417-93	15	471 2425-15	53
438 4101-01	89	471 2264-03	47	471 2417-93	17	471 2425-15	59
438 4243-01	85	471 2264-03	53	471 2417-96	13	471 2425-15	61
438 4243-01	103	471 2265-69	41	471 2417-96	15	471 2425-16	47
438 4244-01	85	471 2265-69	47	471 2417-96	17	471 2425-16	53
438 4815-01	21	471 2265-69	53	471 2417-97	13	471 2425-16	59
438 4832-01	33	471 2265-69	79	471 2417-97	15	471 2425-16	61
438 4833-01	7	471 2265-74	63	471 2418-14	33	471 2425-20	63
438 4833-02	7	471 2401-52	7	471 2418-16	25	471 2425-21	59
438 4834-01	7	471 2401-54	9	471 2418-17	9	471 2425-28	7
438 4849-01	7	471 2408-84	63	471 2418-17	25	471 2425-28	41
438 4863-02	85	471 2408-84	65	471 2418-17	29	471 2425-28	47
438 4864-02	85	471 2408-86	63	471 2418-18	9	471 2425-28	53
438 4866-01	31	471 2408-87	63	471 2418-19	9	471 2425-29	47
438 4869-01	9	471 2408-89	63	471 2418-19	63	471 2425-29	53
438 4892-01	85	471 2408-89	65	471 2418-19	65	471 2425-29	55
438 4893-01	101	471 2408-90	63	471 2418-19	75	471 2425-29	61
438 4894-01	101	471 2408-94	63	471 2418-19	79	471 2425-31	39
438 4895-01	101	471 2409-06	63	471 2418-19	87	471 2425-32	39
438 4896-01	9	471 2409-06	65	471 2418-20	7	471 2425-33	39
438 4896-01	101	471 2416-41	17	471 2418-26	27	471 2425-34	39
438 5040-01	85	471 2416-41	39	471 2418-31	25	471 2425-35	7
438 5040-01	87	471 2416-41	87	471 2418-32	69	471 2425-36	7
438 9636-02	45	471 2416-42	17	471 2418-32	71	471 2425-38	59
438 9636-02	51	471 2416-42	39	471 2418-33	25	471 2425-39	59
438 9636-02	55	471 2416-42	87	471 2418-34	27	471 2425-40	13
438 9636-02	87	471 2416-43	17	471 2418-34	29	471 2425-40	15
438 9636-03	45	471 2416-43	39	471 2418-42	11	471 2425-40	17
438 9636-03	51	471 2416-83	9	471 2418-44	27	471 2425-73	39
438 9636-03	55	471 2417-01	7	471 2418-45	27	471 2425-74	39
438 9636-03	87	471 2417-12	21	471 2418-47	25	471 2425-75	39
463 9736-08	127	471 2417-13	21	471 2418-47	29	471 2425-76	39
471 1612-01	91	471 2417-14	21	471 2418-47	31	471 2425-81	35
471 1902-34	121	471 2417-15	21	471 2418-55	11	471 2426-19	13
471 2077-02	41	471 2417-19	17	471 2418-62	11	471 2426-19	15
471 2088-92	41	471 2417-19	21	471 2418-64	11	471 2426-22	35
471 2088-92	75	471 2417-20	7	471 2418-65	11	471 2426-23	35
471 2088-92	79	471 2417-20	69	471 2418-70	11	471 2426-48	41
471 2088-92	81	471 2417-20	71	471 2418-73	7	471 2426-54	7
471 2088-92	85	471 2417-21	69	471 2418-73	11	471 2426-56	69
471 2093-88	41	471 2417-21	71	471 2418-77	11	471 2426-56	71
471 2095-32	7	471 2417-25	69	471 2418-78	7	471 2426-57	9
471 2095-32	79	471 2417-25	71	471 2418-78	11	471 2426-57	69
471 2260-05	75	471 2417-29	69	471 2418-79	11	471 2426-58	7
471 2260-05	79	471 2417-29	71	471 2418-81	11	471 2426-58	69
471 2260-05	81	471 2417-36	69	471 2418-86	11	471 2426-58	71
471 2260-05	85	471 2417-41	13	471 2418-87	11	471 2426-59	9
471 2260-05	91	471 2417-41	15	471 2422-19	39	471 2426-60	9
471 2260-95	81	471 2417-41	17	471 2422-19	45	471 2426-61	9
471 2260-95	85	471 2417-51	13	471 2422-19	51	471 2426-62	9
471 2261-49	63	471 2417-51	15	471 2422-19	123	471 2429-81	9
471 2261-49	65	471 2417-51	17	471 2422-20	39	471 2429-81	13
471 2261-49	91	471 2417-65	13	471 2422-20	45	471 2429-81	15
471 2262-27	47	471 2417-65	15	471 2422-20	51	471 2429-81	73
471 2262-27	53	471 2417-65	17	471 2422-20	123	471 2431-46	7
471 2262-27	59	471 2417-79	13	471 2422-35	63	471 2432-25	7
471 2262-27	61	471 2417-79	15	471 2422-36	63	471 2433-74	23
471 2262-84	129	471 2417-79	17	471 2425-00	59	471 2433-77	23
471 2263-50	63	471 2417-82	13	471 2425-02	47	471 2433-80	23

Numerical index/Numerical index

Art.No/Réf. article	Page/Page	Art.No/Réf. article	Page/Page	Art.No/Réf. article	Page/Page	Art.No/Réf. article	Page/Page
471 2433-85	23	471 2442-49	35	471 2469-56	13	471 4074-01	55
471 2433-86	23	471 2442-52	67	471 2469-56	15	471 4109-04	65
471 2433-90	39	471 2442-53	37	471 2469-56	17	471 4109-79	45
471 2433-93	69	471 2442-62	75	471 2469-58	17	471 4109-79	51
471 2433-93	71	471 2442-62	79	471 2469-59	15	471 4109-79	55
471 2433-94	11	471 2442-62	83	471 2469-59	17	471 4109-79	65
471 2433-97	25	471 2442-62	87	471 2469-60	13	471 4110-01	79
471 2433-98	25	471 2442-65	23	471 2469-60	15	471 4110-01	81
471 2433-99	25	471 2442-66	11	471 2469-60	17	471 4110-02	81
471 2434-00	25	471 2448-74	27	471 2469-61	15	471 4110-03	81
471 2434-01	25	471 2448-75	27	471 2469-62	17	471 4110-04	81
471 2434-02	25	471 2448-98	35	471 2470-78	65	471 4110-05	81
471 2434-03	25	471 2456-53	63	471 2470-79	65	471 4110-06	81
471 2434-07	121	471 2456-56	65	471 2470-81	65	471 4110-11	85
471 2434-08	121	471 2456-57	65	471 2470-87	65	471 4110-12	85
471 2434-09	121	471 2458-00	41	471 2470-88	65	471 4110-13	85
471 2434-10	121	471 2458-01	41	471 2470-89	65	471 4110-14	85
471 2434-11	121	471 2458-02	41	471 2470-90	65	471 4110-15	85
471 2434-12	121	471 2458-03	41	471 2470-91	65	471 4110-16	85
471 2434-17	7	471 2458-04	43	471 2470-92	65	471 4110-17	85
471 2434-19	7	471 2458-05	43	471 2470-93	65	471 4111-01	79
471 2434-21	35	471 2458-06	43	471 2470-94	65	471 4112-01	83
471 2434-24	63	471 2458-07	43	471 2470-96	65	471 4114-01	79
471 2434-26	63	471 2458-08	43	471 2470-97	65	471 4114-01	81
471 2434-34	63	471 2459-60	75	471 2470-98	65	471 4114-03	85
471 2434-35	63	471 2459-60	79	471 2470-99	65	471 4120-01	75
471 2434-37	63	471 2459-60	81	471 2471-05	65	471 4127-01	75
471 2434-37	65	471 2459-60	97	471 2471-08	65	471 4133-01	75
471 2434-38	63	471 2460-03	63	471 2471-09	65	471 4135-01	75
471 2434-38	65	471 2460-10	43	471 2471-10	65	471 4140-01	75
471 2434-39	63	471 2461-24	33	471 2471-11	65	471 4140-01	79
471 2434-40	63	471 2461-25	33	471 2471-12	65	471 4140-01	81
471 2434-43	63	471 2461-27	33	471 2471-13	65	471 4142-01	75
471 2434-45	63	471 2461-28	33	471 2471-14	65	471 4142-01	79
471 2434-59	39	471 2461-34	33	471 2471-19	65	471 4145-01	25
471 2435-75	69	471 2461-40	33	471 2471-26	59	471 4174-02	11
471 2435-75	71	471 2461-41	33	471 2679-01	75	471 4180-01	79
471 2435-80	35	471 2461-45	129	471 2704-01	29	471 4182-01	79
471 2436-51	37	471 2461-52	129	471 4005-76	93	471 4183-01	79
471 2436-53	37	471 2461-53	129	471 4005-76	95	471 4189-02	45
471 2436-55	23	471 2461-54	129	471 4007-07	87	471 4189-03	45
471 2436-57	23	471 2461-55	129	471 4007-28	47	471 4189-04	55
471 2436-58	47	471 2461-56	129	471 4007-31	39	471 4189-08	45
471 2436-58	53	471 2461-57	129	471 4007-32	39	471 4189-08	51
471 2436-60	39	471 2461-60	129	471 4007-33	39	471 4189-09	55
471 2436-61	35	471 2461-63	129	471 4007-39	29	471 4189-12	55
471 2436-63	35	471 2461-65	129	471 4007-39	83	471 4189-14	55
471 2436-64	35	471 2461-66	39	471 4010-01	39	471 4189-23	45
471 2436-65	35	471 2461-66	59	471 4010-02	39	471 4189-23	51
471 2436-70	59	471 2461-68	21	471 4010-03	39	471 4190-02	13
471 2436-71	59	471 2461-75	81	471 4012-01	91	471 4190-02	17
471 2436-73	41	471 2463-15	75	471 4012-02	91	471 4192-02	11
471 2436-74	7	471 2463-26	79	471 4013-01	79	471 4192-06	11
471 2436-75	7	471 2463-28	79	471 4018-00	91	471 4192-10	11
471 2438-51	35	471 2464-17	91	471 4021-00	69	471 4193-02	47
471 2440-90	35	471 2464-19	47	471 4021-00	71	471 4193-02	53
471 2441-73	59	471 2464-19	53	471 4023-00	69	471 4193-02	59
471 2442-30	73	471 2464-68	41	471 4023-00	71	471 4193-02	61
471 2442-31	73	471 2464-70	63	471 4024-00	69	471 4193-03	61
471 2442-32	73	471 2464-70	65	471 4024-00	71	471 4195-03	97
471 2442-36	73	471 2466-07	79	471 4029-03	13	471 4195-04	97
471 2442-41	41	471 2468-95	37	471 4029-03	15	471 4248-20	11
471 2442-42	41	471 2468-97	37	471 4029-03	17	471 4316-01	45
471 2442-43	23	471 2468-97	89	471 4029-04	13	471 4316-01	51
471 2442-47	121	471 2468-99	37	471 4074-01	47	471 4316-01	55
471 2442-48	35	471 2468-99	89	471 4074-01	53	471 4318-01	61

Numerical index/Numerical index

Art.No/Réf. article	Page/Page	Art.No/Réf. article	Page/Page	Art.No/Réf. article	Page/Page	Art.No/Réf. article	Page/Page
471 4319-11	45	471 4386-01	83	471 6527-32	125	471 6900-77	115
471 4319-12	45	471 4387-01	77	471 6527-34	125	471 6900-78	115
471 4319-13	45	471 4387-01	81	471 6527-38	125	471 6900-79	115
471 4319-15	45	471 4387-01	85	471 6531-32	127	471 6900-80	115
471 4319-16	45	471 4388-01	77	471 6536-43	127	471 6900-82	115
471 4319-31	51	471 4388-01	81	471 6536-78	123	471 6900-87	115
471 4319-32	51	471 4388-01	85	471 6600-12	127	471 6901-54	125
471 4319-33	51	471 4389-01	77	471 6600-13	127	471 6901-55	117
471 4319-34	51	471 4389-01	81	471 6603-38	63	471 6901-56	117
471 4319-35	51	471 4389-01	85	471 6606-88	127	471 6901-57	117
471 4319-36	51	471 4390-01	75	471 6607-04	117	471 6901-57	119
471 4320-01	47	471 4390-01	81	471 6607-04	119	471 6901-59	117
471 4320-01	53	471 4390-01	85	471 6653-01	105	471 6901-60	117
471 4320-01	55	471 4391-01	81	471 6653-02	105	471 6901-61	117
471 4322-01	23	471 4391-01	85	471 6653-03	105	471 6901-62	117
471 4323-01	23	471 4398-01	17	471 6653-30	125	471 6901-62	119
471 4331-01	7	471 4398-02	17	471 6653-31	125	471 6901-63	117
471 4337-01	17	471 4398-03	17	471 6653-32	125	471 6901-63	119
471 4348-02	11	471 4586-01	55	471 6654-00	125	471 6901-64	117
471 4348-06	11	471 4605-14	33	471 6654-10	47	471 6901-65	117
471 4348-10	11	471 4641-76	91	471 6654-10	53	471 6901-65	119
471 4348-14	11	471 4647-46	37	471 6654-10	125	471 6901-66	117
471 4348-16	11	471 4647-71	67	471 6654-13	105	471 6901-67	119
471 4348-18	11	471 4647-78	55	471 6654-14	65	471 6901-68	119
471 4349-02	11	471 4647-86	79	471 6654-14	105	471 6901-69	119
471 4349-06	99	471 4651-90	117	471 6654-15	65	471 6901-70	119
471 4349-08	31	471 4651-91	119	471 6654-15	105	471 6901-90	117
471 4352-01	17	471 4652-19	117	471 6654-16	65	471 6901-91	117
471 4352-03	13	471 4652-20	119	471 6654-16	105	471 6901-91	119
471 4352-03	15	471 4656-21	99	471 6654-20	105	471 6901-92	117
471 4352-03	17	471 4656-38	73	471 6654-22	105	471 6901-92	119
471 4352-04	17	471 4658-39	39	471 6654-28	105	471 6901-93	117
471 4353-03	99	471 4670-15	99	471 6657-15	113	471 6901-93	119
471 4353-04	99	471 4670-16	99	471 6657-16	113	471 6901-94	119
471 4353-05	99	471 4671-93	87	471 6657-17	113	471 6901-95	119
471 4353-06	99	471 4783-01	55	471 6657-18	113	471 6901-96	119
471 4362-02	29	471 4783-02	55	471 6657-19	113	471 6901-97	119
471 4362-02	31	471 4783-07	55	471 6657-20	113	471 6901-98	119
471 4369-01	75	471 4783-08	55	471 6657-21	113	471 6901-99	119
471 4369-01	83	471 4792-01	107	471 6666-22	69	471 6902-00	119
471 4369-01	87	471 4792-01	109	471 6666-22	71	471 7181-01	103
471 4369-01	89	471 4792-01	111	471 6675-23	105	471 7181-04	85
471 4373-01	75	471 4878-84	55	471 6695-95	113	471 7181-04	103
471 4373-01	89	471 5511-01	33	471 6696-32	109	471 7182-11	103
471 4373-02	75	471 5516-00	33	471 6696-32	111	471 7182-12	103
471 4373-02	81	471 5523-00	33	471 6696-33	107	471 7473-21	57
471 4373-02	85	471 5525-00	33	471 6696-33	109	471 7620-13	47
471 4373-02	89	471 5617-00	37	471 6696-33	111	471 7620-13	53
471 4374-01	75	471 5617-01	89	471 6696-37	107	471 7639-57	57
471 4374-01	83	471 5631-00	33	471 6696-37	109	471 7647-04	57
471 4374-01	87	471 5631-01	33	471 6696-37	111	471 7701-55	7
471 4374-01	89	471 6257-35	125	471 6696-45	21	471 7702-51	7
471 4375-01	75	471 6395-01	29	471 6696-71	111	471 7757-00	99
471 4375-01	83	471 6395-02	31	471 6750-73	7	471 7826-10	39
471 4375-01	87	471 6521-76	119	471 6750-99	33	471 7826-10	59
471 4375-01	89	471 6527-10	125	471 6753-58	65	471 7826-20	39
471 4378-01	75	471 6527-11	125	471 6753-58	105	471 7826-20	59
471 4378-01	81	471 6527-12	125	471 6753-59	105	471 7851-03	83
471 4378-01	85	471 6527-20	125	471 6753-60	125	471 7851-03	87
471 4378-01	89	471 6527-21	125	471 6753-61	125	471 7851-03	89
471 4382-01	77	471 6527-22	125	471 6753-79	125	471 7858-04	37
471 4382-01	81	471 6527-24	125	471 6754-63	125	471 7858-04	99
471 4382-01	83	471 6527-26	125	471 6754-64	125	471 7859-11	85
471 4382-01	87	471 6527-28	125	471 6870-11	9	471 7859-11	103
471 4384-01	81	471 6527-29	125	471 6870-11	49	471 7859-16	103
471 4385-01	83	471 6527-30	125	471 6870-11	57	471 7865-01	55

Numerical index/Numerical index

Art.No/Réf. article	Page/Page	Art.No/Réf. article	Page/Page	Art.No/Réf. article	Page/Page	Art.No/Réf. article	Page/Page
471 7865-03	103	471 8234-92	109	471 8260-91	57	471 8806-02	51
471 7904-00	67	471 8234-92	111	471 8340-02	47	471 8806-60	39
471 7905-00	65	471 8234-94	107	471 8340-02	53	471 8806-61	19
471 7963-01	57	471 8234-94	109	471 8340-12	47	471 8860-08	41
471 8116-04	71	471 8234-94	111	471 8340-12	53	471 8860-08	47
471 8116-09	91	471 8234-95	107	471 8340-12	55	471 8860-08	53
471 8116-09	93	471 8234-95	109	471 8340-22	47	471 8860-11	41
471 8116-09	95	471 8234-95	111	471 8340-22	53	471 8860-11	47
471 8126-07	93	471 8234-96	107	471 8340-22	55	471 8860-11	53
471 8126-07	95	471 8234-96	109	471 8340-22	61	471 8860-11	79
471 8126-08	93	471 8234-96	111	471 8340-22	87	471 8860-11	81
471 8128-01	25	471 8234-97	109	471 8340-23	47	471 8860-11	87
471 8128-41	75	471 8234-97	111	471 8340-23	53	471 8912-01	49
471 8128-41	81	471 8234-98	107	471 8341-07	47	471 8912-01	53
471 8128-41	85	471 8234-98	109	471 8341-07	53	471 8912-02	49
471 8128-41	97	471 8234-98	111	471 8341-13	57	471 8912-02	53
471 8128-42	75	471 8235-01	25	471 8341-19	81	471 8955-01	47
471 8128-42	81	471 8235-01	29	471 8341-19	85	471 8955-01	53
471 8128-42	85	471 8235-01	31	471 8342-04	61	471 8961-01	47
471 8128-42	89	471 8235-01	109	471 8344-22	101	471 8961-01	53
471 8128-52	89	471 8235-02	109	471 8344-26	49	471 8961-02	125
471 8153-04	77	471 8235-03	109	471 8344-26	57	471 8977-01	55
471 8153-04	83	471 8235-04	109	471 8344-26	101	471 8977-04	55
471 8153-04	87	471 8235-05	109	471 8404-01	7	471 8977-13	55
471 8159-01	69	471 8235-06	109	471 8502-08	75	471 8977-24	55
471 8159-01	71	471 8235-07	109	471 8575-00	69	471 9000-49	119
471 8164-00	87	471 8235-08	109	471 8575-00	71	471 9000-65	15
471 8164-00	101	471 8235-09	25	471 8603-10	25	471 9000-71	79
471 8187-04	13	471 8235-09	29	471 8608-04	37	471 9004-54	25
471 8187-04	15	471 8235-09	31	471 8614-01	25	471 9004-75	9
471 8187-04	17	471 8235-09	109	471 8621-01	75	471 9004-75	41
471 8187-05	13	471 8235-11	109	471 8623-01	99	471 9004-75	75
471 8187-05	15	471 8235-12	109	471 8624-01	75	471 9005-27	47
471 8187-05	17	471 8235-13	109	471 8625-03	13	471 9005-27	53
471 8192-01	19	471 8235-14	109	471 8625-03	15	471 9005-27	99
471 8210-02	113	471 8235-15	109	471 8625-03	19	471 9005-45	39
471 8210-03	113	471 8235-20	109	471 8691-01	87	471 9005-46	39
471 8210-11	25	471 8235-21	109	471 8702-00	47	471 9005-47	39
471 8210-11	113	471 8236-01	29	471 8702-00	51	471 9005-48	39
471 8210-12	25	471 8236-01	31	471 8702-00	85	471 9005-61	41
471 8210-12	113	471 8236-01	111	471 8702-00	103	471 9005-62	39
471 8210-21	113	471 8236-02	111	471 8702-02	47	471 9005-63	39
471 8210-22	113	471 8236-03	111	471 8702-02	51	471 9005-64	39
471 8210-23	113	471 8236-04	111	471 8702-02	55	471 9005-71	39
471 8210-31	25	471 8236-05	111	471 8702-02	103	471 9005-72	39
471 8210-31	29	471 8236-06	111	471 8702-50	81	471 9005-85	27
471 8210-31	113	471 8236-07	29	471 8733-10	55	471 9005-85	41
471 8210-32	25	471 8236-07	31	471 8750-11	27	471 9006-42	39
471 8210-32	29	471 8236-07	111	471 8750-11	49	471 9006-61	27
471 8210-32	31	471 8236-08	111	471 8750-11	53	471 9006-62	7
471 8210-32	113	471 8236-09	111	471 8750-11	55	471 9006-73	27
471 8210-51	113	471 8236-12	111	471 8750-13	55	471 9007-94	41
471 8210-52	113	471 8236-13	111	471 8756-51	49	471 9008-30	43
471 8210-63	113	471 8236-14	111	471 8756-51	53	471 9008-30	125
471 8218-02	37	471 8236-15	111	471 8756-52	49	471 9008-35	43
471 8218-02	75	471 8247-01	91	471 8756-52	53	471 9008-66	41
471 8232-11	37	471 8260-01	9	471 8780-31	87	471 9008-67	41
471 8234-01	107	471 8260-01	47	471 8780-35	47	471 9008-91	59
471 8234-02	25	471 8260-01	57	471 8780-35	51	471 9009-16	59
471 8234-02	107	471 8260-02	49	471 8780-35	55	471 9009-16	63
471 8234-04	107	471 8260-56	49	471 8780-35	87	471 9009-38	63
471 8234-05	25	471 8260-90	9	471 8780-37	83	471 9009-38	65
471 8234-05	107	471 8260-90	49	471 8800-05	83	471 9009-38	91
471 8234-08	107	471 8260-90	57	471 8800-05	87	471 9009-63	119
471 8234-09	107	471 8260-91	9	471 8806-02	39	471 9009-76	65
471 8234-92	107	471 8260-91	49	471 8806-02	45	471 9010-04	25

Numerical index/Numerical index

Art.No/Réf. article	Page/Page	Art.No/Réf. article	Page/Page	Art.No/Réf. article	Page/Page	Art.No/Réf. article	Page/Page
471 9010-57	63	471 9035-20	57	471 9070-55	25	471 9202-19	119
471 9010-70	41	471 9036-72	59	471 9070-87	45	471 9202-20	119
471 9010-73	63	471 9037-49	99	471 9070-88	41	471 9202-29	13
471 9010-73	65	471 9038-08	27	471 9071-77	27	471 9202-29	15
471 9010-73	91	471 9038-08	39	471 9071-80	27	471 9202-29	17
471 9015-65	63	471 9038-08	41	471 9071-82	27	471 9202-32	69
471 9015-65	125	471 9038-08	59	471 9071-85	27	471 9202-32	71
471 9015-66	63	471 9038-08	121	471 9073-59	7	471 9202-32	115
471 9015-68	35	471 9040-87	41	471 9073-59	13	471 9202-33	69
471 9015-68	63	471 9041-96	117	471 9073-59	15	471 9202-33	71
471 9015-70	13	471 9041-96	119	471 9073-59	17	471 9202-33	115
471 9015-70	15	471 9041-97	117	471 9074-04	7	471 9202-34	27
471 9015-96	63	471 9041-97	119	471 9074-04	13	471 9202-35	41
471 9016-26	35	471 9043-12	27	471 9074-04	15	471 9202-42	39
471 9016-79	25	471 9043-12	63	471 9074-04	17	471 9202-62	35
471 9016-79	39	471 9043-21	7	471 9074-04	23	471 9203-19	35
471 9016-88	35	471 9043-39	27	471 9074-04	121	471 9204-92	41
471 9016-90	27	471 9043-40	27	471 9074-05	41	471 9204-93	11
471 9016-94	59	471 9043-53	41	471 9074-06	41	471 9205-33	121
471 9016-94	117	471 9043-53	45	471 9074-07	41	471 9205-48	79
471 9016-94	119	471 9043-53	51	471 9076-27	13	471 9207-07	41
471 9016-96	25	471 9043-53	55	471 9100-00	129	471 9207-07	45
471 9017-01	63	471 9043-90	125	471 9100-08	63	471 9207-07	125
471 9017-11	129	471 9044-83	125	471 9100-19	27	471 9207-08	41
471 9017-12	125	471 9044-86	125	471 9100-31	13	471 9207-08	45
471 9017-13	41	471 9045-51	117	471 9100-31	15	471 9207-08	125
471 9017-16	13	471 9045-65	117	471 9100-44	33	471 9207-72	91
471 9017-16	15	471 9045-65	119	471 9100-49	117	471 9208-13	41
471 9017-22	117	471 9049-48	63	471 9100-65	13	471 9208-13	47
471 9017-22	119	471 9049-64	63	471 9100-96	13	471 9208-13	51
471 9018-09	59	471 9049-64	65	471 9100-96	15	471 9208-14	41
471 9018-16	13	471 9056-91	45	471 9101-03	13	471 9208-14	47
471 9018-16	15	471 9056-91	51	471 9101-03	15	471 9208-14	51
471 9018-22	119	471 9056-91	123	471 9102-28	63	471 9208-14	55
471 9018-51	7	471 9056-92	45	471 9102-44	39	471 9208-98	91
471 9018-51	11	471 9056-92	51	471 9102-45	35	471 9209-09	45
471 9018-51	23	471 9056-92	123	471 9102-45	63	471 9209-09	51
471 9018-51	71	471 9060-98	25	471 9102-53	129	471 9209-09	57
471 9018-51	77	471 9061-12	41	471 9102-62	117	471 9209-09	61
471 9018-51	81	471 9062-14	25	471 9102-62	119	471 9209-10	37
471 9018-51	85	471 9065-37	69	471 9103-04	27	471 9209-21	45
471 9018-51	89	471 9065-37	71	471 9103-04	41	471 9209-21	51
471 9018-51	91	471 9066-12	79	471 9103-08	39	471 9209-21	57
471 9019-34	11	471 9067-21	13	471 9103-08	41	471 9209-21	61
471 9019-34	69	471 9067-21	15	471 9103-08	59	471 9209-24	33
471 9019-34	71	471 9067-22	17	471 9103-23	41	471 9209-46	37
471 9019-34	75	471 9067-23	17	471 9103-25	41	471 9209-74	37
471 9019-34	83	471 9067-24	13	471 9200-38	25	471 9217-61	37
471 9019-34	87	471 9067-24	15	471 9200-44	25	471 9219-15	45
471 9019-34	89	471 9067-24	17	471 9200-78	43	471 9219-15	51
471 9019-34	91	471 9067-25	13	471 9200-78	125	471 9219-16	47
471 9020-58	25	471 9067-25	15	471 9200-83	25	471 9219-16	53
471 9020-58	59	471 9067-25	17	471 9201-46	117	471 9219-38	37
471 9020-58	79	471 9067-27	15	471 9201-47	117	471 9219-38	75
471 9020-67	13	471 9067-29	13	471 9201-48	117	471 9219-38	93
471 9020-67	15	471 9067-29	15	471 9201-51	63	471 9219-63	105
471 9021-31	35	471 9067-29	17	471 9202-09	41	471 9219-65	77
471 9021-31	63	471 9067-55	39	471 9202-10	23	471 9219-65	81
471 9027-85	27	471 9069-44	25	471 9202-11	121	471 9219-65	85
471 9027-85	49	471 9069-74	35	471 9202-12	121	471 9219-65	89
471 9027-85	53	471 9069-80	25	471 9202-13	121	471 9219-86	69
471 9030-35	37	471 9069-81	25	471 9202-14	121	471 9219-86	93
471 9031-34	13	471 9069-87	41	471 9202-15	121	471 9219-86	95
471 9032-29	117	471 9070-10	41	471 9202-16	121	471 9221-11	129
471 9032-29	119	471 9070-13	27	471 9202-17	121	471 9221-13	129
471 9032-34	15	471 9070-13	41	471 9202-18	119	471 9221-44	37

Numerical index/Numerical index

Art.No/Réf. article	Page/Page	Art.No/Réf. article	Page/Page	Art.No/Réf. article	Page/Page	Art.No/Réf. article	Page/Page
471 9221-45	37	471 9628-17	57	472 9068-01	53	725 2368-51	87
471 9221-46	35	471 9628-92	49	472 9068-01	61	725 2368-51	89
471 9221-46	129	471 9628-92	53	472 9375-04	33	725 2370-51	7
471 9222-59	13	471 9628-94	57	472 9400-01	89	725 2370-51	11
471 9222-59	15	471 9628-99	99	472 9401-01	89	725 2370-51	75
471 9222-59	17	471 9635-11	55	472 9402-01	89	725 2370-51	81
471 9223-03	75	471 9638-03	85	472 9403-01	89	725 2370-51	85
471 9223-03	79	471 9638-04	85	472 9404-01	89	725 2370-51	89
471 9223-03	81	471 9638-13	45	472 9405-01	89	725 2372-51	47
471 9223-03	85	471 9638-13	51	472 9407-01	89	725 2372-51	53
471 9223-03	89	471 9638-13	55	472 9408-01	89	725 2372-51	91
471 9223-03	91	471 9638-13	103	472 9409-01	89	725 2374-51	23
471 9223-03	127	471 9638-14	45	472 9410-01	89	725 2378-51	69
471 9223-06	9	471 9638-14	51	472 9412-01	97	725 2378-51	71
471 9223-06	89	471 9638-14	103	472 9412-02	97	725 2447-42	79
471 9223-50	81	471 9651-50	45	472 9413-01	97	725 2451-51	7
471 9223-50	85	471 9651-50	51	472 9414-01	55	725 2451-51	91
471 9223-50	127	471 9653-02	55	472 9415-01	89	725 2453-51	75
471 9223-72	45	471 9654-01	101	472 9416-01	89	725 2453-51	83
471 9223-72	51	471 9729-01	117	472 9417-01	89	725 2453-51	87
471 9223-92	41	471 9729-02	117	472 9432-01	21	725 2453-51	89
471 9223-92	45	471 9730-01	119	472 9484-02	71	725 2455-51	11
471 9223-92	55	471 9734-01	119	472 9499-02	71	725 2455-51	17
471 9226-66	45	471 9734-02	119	472 9764-01	101	725 2455-51	69
471 9226-66	51	471 9735-01	117	472 9816-01	83	725 2455-51	71
471 9226-67	45	471 9803-10	81	472 9833-01	17	725 2459-71	11
471 9226-67	51	471 9803-10	85	472 9835-01	47	725 2471-51	129
471 9226-68	45	471 9803-11	81	472 9835-01	53	725 2501-51	7
471 9226-68	51	471 9803-11	85	472 9835-01	57	725 2515-71	7
471 9226-97	41	471 9803-12	81	472 9840-02	13	725 2515-71	17
471 9226-97	47	471 9803-12	85	472 9840-02	15	725 2515-71	23
471 9226-97	53	471 9803-17	81	472 9840-02	17	725 2534-51	7
471 9226-97	57	471 9803-17	85	472 9900-50	39	725 2534-51	71
471 9226-97	81	472 5756-01	55	472 9913-22	19	725 2536-51	11
471 9226-97	87	472 5756-02	55	721 4258-40	65	725 2536-51	17
471 9228-02	37	472 5756-07	55	724 1220-01	65	725 2536-51	73
471 9228-03	37	472 5756-08	55	724 1228-01	9	725 2540-51	23
471 9228-03	93	472 6306-63	45	724 1228-01	129	725 2540-51	37
471 9228-03	95	472 6306-63	51	724 1285-01	83	725 2540-51	79
471 9228-69	91	472 6306-64	45	724 1289-01	79	725 2540-51	89
471 9228-97	33	472 6306-66	45	724 1289-01	83	725 2550-51	23
471 9228-98	33	472 6306-66	51	724 1289-42	65	725 2552-51	73
471 9529-03	57	472 6365-03	29	724 1289-42	75	725 2561-51	17
471 9529-06	103	472 6365-03	31	724 1289-42	89	725 2624-51	13
471 9529-10	57	472 6366-03	29	724 1295-01	23	725 2624-51	17
471 9550-15	55	472 6366-03	31	724 1295-01	101	725 2630-51	23
471 9550-18	55	472 6373-01	71	724 1321-01	67	725 2634-51	9
471 9573-01	51	472 6375-02	29	724 1323-42	65	725 2634-51	17
471 9573-01	55	472 6375-02	31	724 1327-01	11	725 2636-51	23
471 9578-12	23	472 6375-04	29	724 1327-42	129	725 2636-51	73
471 9578-13	23	472 6384-05	29	724 1329-01	33	725 2648-57	7
471 9578-50	23	472 6384-06	29	724 1329-01	47	725 5449-01	121
471 9606-00	39	472 6384-12	31	724 1329-01	53	725 5453-01	121
471 9606-01	39	472 6394-01	25	724 1331-01	89	725 8540-51	75
471 9610-17	45	472 6394-01	29	724 1364-42	7	728 8362-01	7
471 9610-17	51	472 6394-02	31	724 1364-42	65	728 8445-01	33
471 9620-01	49	472 6463-01	75	725 2368-51	27	728 8580-01	7
471 9622-04	53	472 6463-01	81	725 2368-51	29	728 8620-01	17
471 9622-51	49	472 6463-01	85	725 2368-51	31	729 5279-01	81
471 9622-51	53	472 6463-01	89	725 2368-51	37	729 5340-01	89
471 9625-02	129	472 6907-02	9	725 2368-51	69	729 5344-01	75
471 9626-50	129	472 9028-01	77	725 2368-51	71	729 5344-01	81
471 9627-01	99	472 9028-01	81	725 2368-51	75	729 9342-61	65
471 9628-04	99	472 9028-01	85	725 2368-51	77	729 9342-61	89
471 9628-17	49	472 9028-01	89	725 2368-51	79	731 2312-01	47
471 9628-17	53	472 9068-01	47	725 2368-51	83	731 2312-01	53



Numerical index/Numerical index

Art.No/Réf. article	Page/Page	Art.No/Réf. article	Page/Page	Art.No/Réf. article	Page/Page	Art.No/Réf. article	Page/Page
731 2312-01	65	732 2118-01	121	736 2816-51	11	744 3117-06	37
731 2312-01	79	732 2120-01	7	736 2816-51	29	744 3117-06	93
731 2312-01	81	732 2120-01	9	736 2816-51	31	744 3117-06	95
731 2312-01	85	732 2120-01	17	736 2816-51	69	762 1116-10	67
731 2312-42	65	732 2120-01	23	736 2816-51	71	762 1209-10	85
731 2312-42	75	732 2122-01	11	736 2816-51	99	762 2108-05	87
731 2312-42	83	732 2122-01	13	736 2822-01	79	762 2112-05	47
731 2312-42	89	732 2122-01	15	736 2828-51	9	762 2112-05	51
731 2314-01	33	732 2122-01	17	736 2828-51	25	762 2112-05	55
731 2316-01	47	732 2122-01	23	736 2828-51	29	762 2112-05	87
731 2316-01	53	732 2122-01	37	736 2828-51	31	762 2144-05	83
731 2316-01	67	732 2122-01	73	736 2828-51	81	762 7102-05	55
731 2316-01	71	732 2122-01	75	736 2828-51	85	762 7102-05	99
731 2316-42	33	732 2122-01	79	736 2828-51	93	762 7105-80	47
731 2318-01	75	732 2122-01	89	736 2828-51	95	762 7105-80	51
731 2318-01	79	732 2124-01	21	736 2831-51	75	762 7105-80	55
731 2320-01	7	732 3116-14	33	736 2837-51	31	762 7110-80	47
731 2320-01	17	732 5122-30	21	736 2837-51	75	762 7110-80	79
731 2320-01	23	733 7821-41	75	736 2837-51	79	762 7110-80	81
731 2320-42	33	734 1153-01	11	736 2837-51	81	762 7115-80	99
731 2322-01	13	734 1153-01	23	736 2837-51	85	762 7119-10	47
731 2322-01	15	734 1153-01	69	736 2837-51	89	762 7119-10	51
731 2322-40	17	734 1153-01	71	736 2837-51	91	762 7121-80	55
731 2324-01	21	734 1153-01	75	736 2837-51	97	762 7121-80	85
732 2110-01	9	734 1153-01	81	736 2840-51	7	762 7121-80	103
732 2110-01	129	734 1153-01	85	736 2840-51	9	762 7137-90	55
732 2112-01	23	734 1153-01	89	736 2840-51	29	762 7146-90	55
732 2112-01	57	734 1153-01	91	736 2840-51	65	762 7146-90	99
732 2112-01	61	734 1153-09	33	736 2840-51	75	762 7146-90	103
732 2112-01	79	734 1164-01	11	736 2840-51	79	762 7212-57	47
732 2112-01	83	734 1164-01	17	736 2840-51	81	762 7212-57	53
732 2112-01	101	734 1164-01	23	736 2840-51	85	762 9105-05	9
732 2114-01	47	734 1164-01	75	736 2840-51	89	762 9105-05	75
732 2114-01	49	734 1164-01	79	736 2840-51	97	763 1101-03	47
732 2114-01	53	734 1164-01	81	736 2849-51	9	763 1101-03	53
732 2114-01	57	734 1164-01	87	736 2849-51	29	763 1802-01	47
732 2114-01	61	734 1164-01	121	736 2849-51	31	763 1802-01	57
732 2114-01	79	734 1171-09	65	736 2849-51	75	763 1804-01	53
732 2114-01	81	734 1178-01	15	736 2849-51	81	763 1804-01	57
732 2114-01	89	734 1178-01	23	736 2849-51	85	767 5101-92	45
732 2116-01	7	734 1178-01	73	736 2849-51	89	767 5101-92	51
732 2116-01	11	734 1178-01	75	736 2855-51	69	767 5101-92	87
732 2116-01	23	734 1178-01	79	736 2855-51	71	767 5101-92	103
732 2116-01	27	734 1178-01	89	738 2206-18	121	767 5102-66	81
732 2116-01	29	734 1186-01	7	740 4411-10	75	767 5102-92	45
732 2116-01	31	734 1186-01	23	740 4805-03	19	767 5102-92	51
732 2116-01	37	734 1808-51	11	740 4805-03	39	767 5103-12	45
732 2116-01	69	734 1808-51	61	740 6836-21	17	767 5103-12	51
732 2116-01	71	734 1808-51	129	741 3115-22	25	767 5103-12	55
732 2116-01	75	735 2136-01	47	741 3115-22	93	767 5103-18	45
732 2116-01	79	735 2136-01	53	741 3117-32	37	767 5103-18	51
732 2116-01	81	735 2136-01	81	741 3117-32	93	767 5103-18	55
732 2116-01	85	735 2136-01	85	741 3117-32	95	767 5103-18	85
732 2116-01	89	735 2164-51	57	741 4114-20	91	767 5103-18	103
732 2116-01	91	735 2624-51	15	741 5115-24	29	767 5103-66	79
732 2118-01	7	735 3108-21	45	741 5215-25	31	767 5103-66	81
732 2118-01	11	735 3108-21	51	741 5217-24	81	767 5104-12	45
732 2118-01	17	735 3108-21	61	741 5217-24	85	767 5104-12	51
732 2118-01	23	735 3110-20	63	742 1115-20	37	767 5104-12	55
732 2118-01	37	735 3110-20	65	742 1115-20	93	767 5104-18	45
732 2118-01	75	735 3110-21	125	742 1117-20	93	767 5104-18	51
732 2118-01	79	735 3148-10	121	742 1117-20	95	767 5104-18	55
732 2118-01	83	735 9628-00	15	744 3115-06	93	767 5104-18	85
732 2118-01	87	735 9628-00	17	744 3116-06	37	767 5104-18	103
732 2118-01	89	736 1101-03	57	744 3117-05	29	767 5121-00	45
732 2118-01	91	736 2816-51	9	744 3117-06	31	767 5121-00	51

Numerical index/Numerical index

Art.No/Réf. article	Page/Page	Art.No/Réf. article	Page/Page	Art.No/Réf. article	Page/Page	Art.No/Réf. article	Page/Page
767 5121-00	81						
767 5122-00	45						
767 5122-00	51						
767 5122-00	77						
767 5122-00	79						
767 5122-00	81						
767 5131-00	47						
767 5131-00	51						
767 5132-00	47						
767 5132-00	51						
767 5151-00	45						
767 5151-00	51						
767 5152-00	45						
767 5152-00	51						
874 6611-00	49						
877 5211-08	99						



## **WASCOMAT**

461 Doughty Blvd., Inwood, L.I., N.Y. 11096-0338

Telephone: 516-371-4400

Parts and Service FAX: 516-371-4029

Sales and Administration FAX: 516-371-4204